



For more Hi-Fi manuals and set-up information
please visit www.hifiengine.com

SERVICE MANUAL



STEREO RECEIVER

2016
(EUROPE)


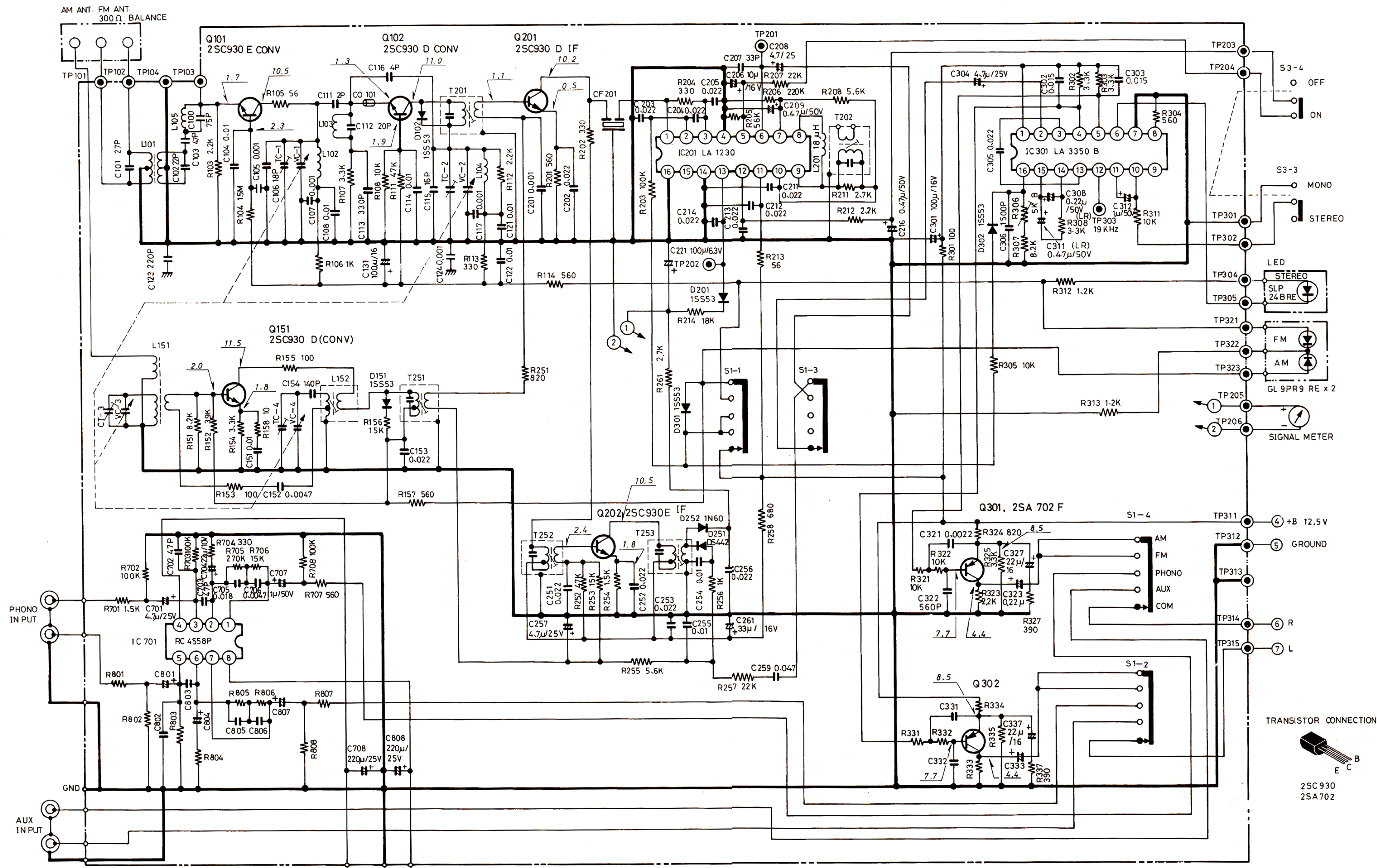


DIAGRAM (TUNER)

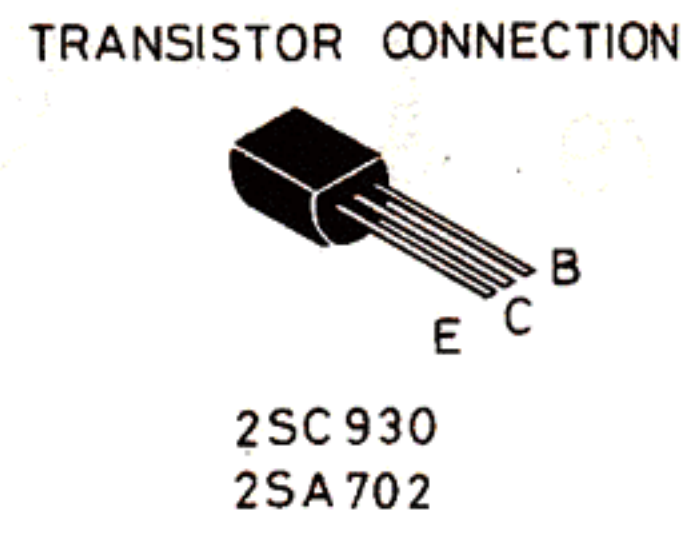


③ ② ①
- B GROUND +B

S1-1-1-4.....FUNCTION SWITCH
S3-3.....MODE SWITCH
S3-4.....FM MUTE SWITCH

Voltage table of IC (V)

	1	2	3	4	5	6	7	8	9	10	11	12	13	14	15	16
IC 201	1.7	2.7	2.7	0	0	5.8	5.6	5.5	5.5	5.5	10.7	4.9	0	0	4.9	0
IC 301	10.4	2.7	6.2	5.6	5.6	10.3	0	0.4	2.8	2.0	2.0	2.0	2.0	2.1	1.0	6.5
IC 701	0	0	0	-15	0	0	0	5								



SCHEMATIC DIAGRAM (AMPLIFIER)

