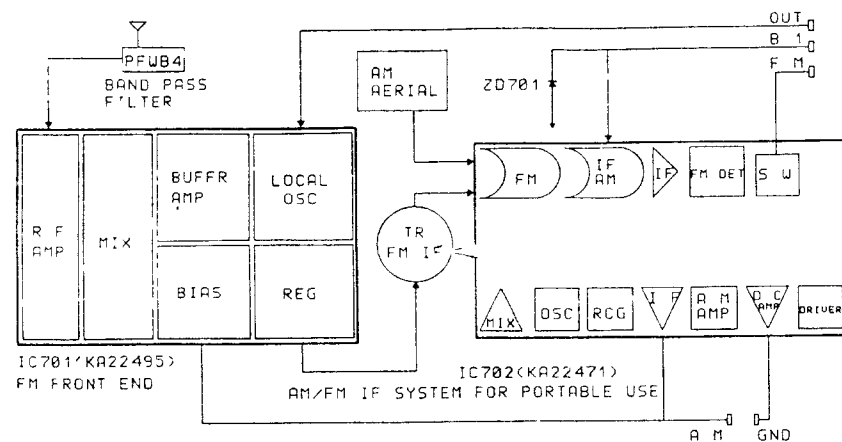


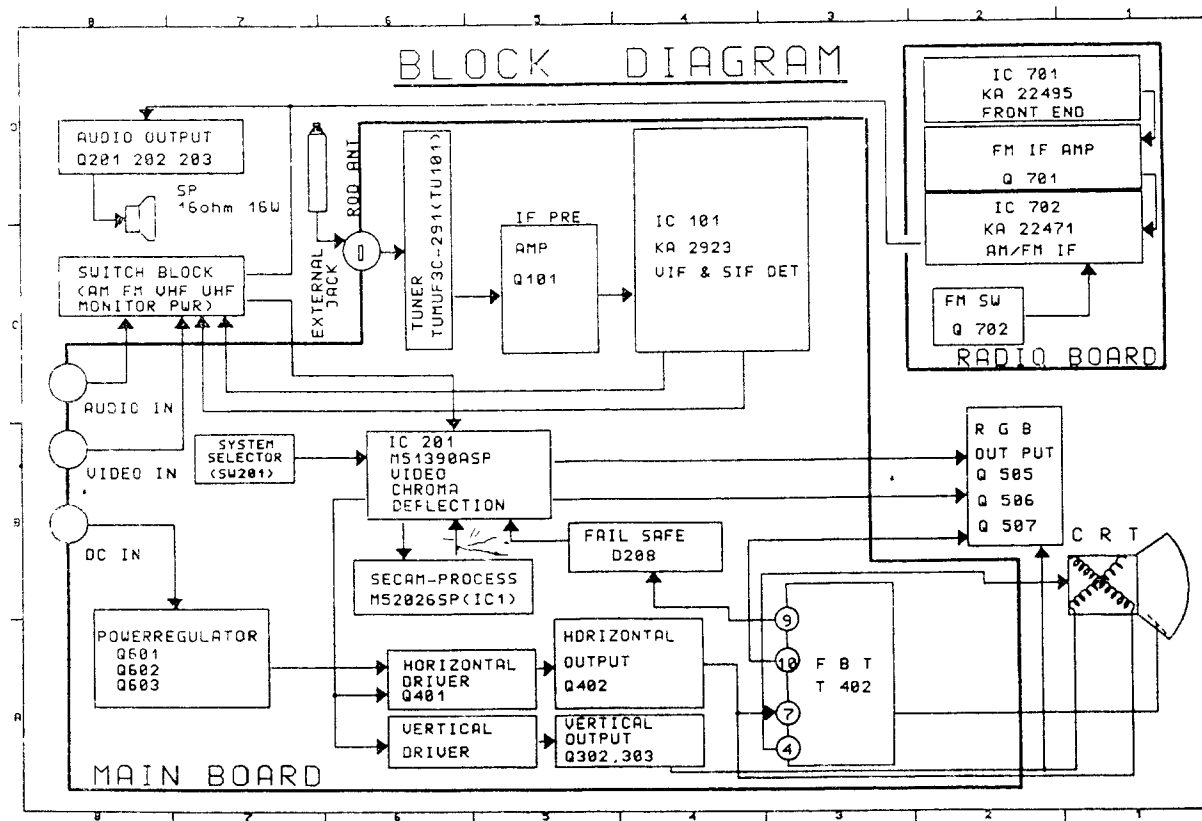
5" COLOR TELEVISION WITH AM/FM RADIO

SYSTEM (PAL, SECAM B/G, D/K) (NTSC3 58, NT4 43)

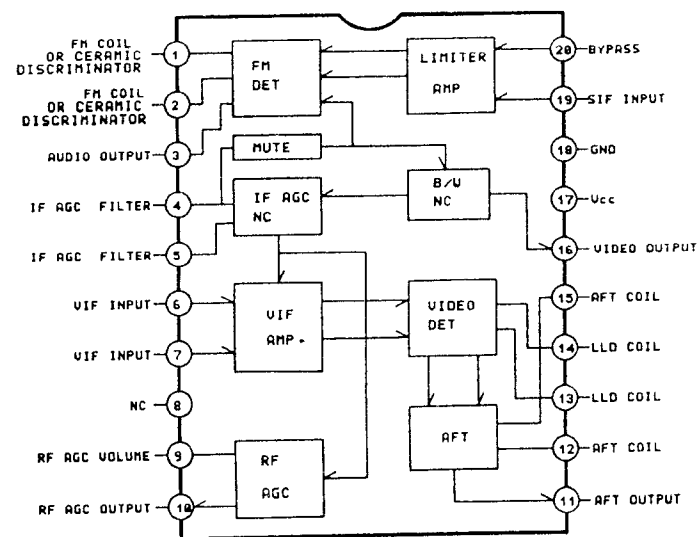
RADIO BLOCK DIAGRAM



** LA7535IN (IC101) **

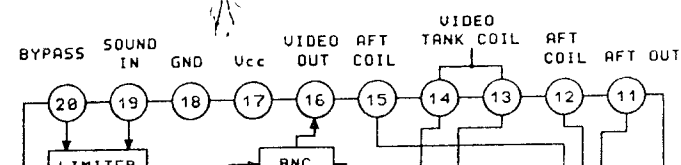


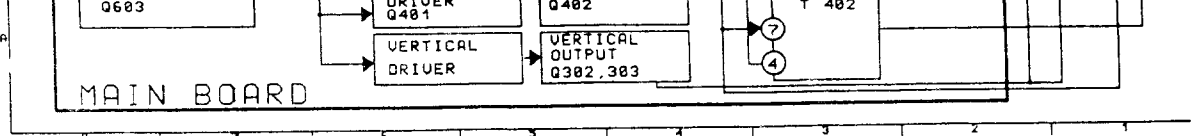
** M51390ASP (IC201) **



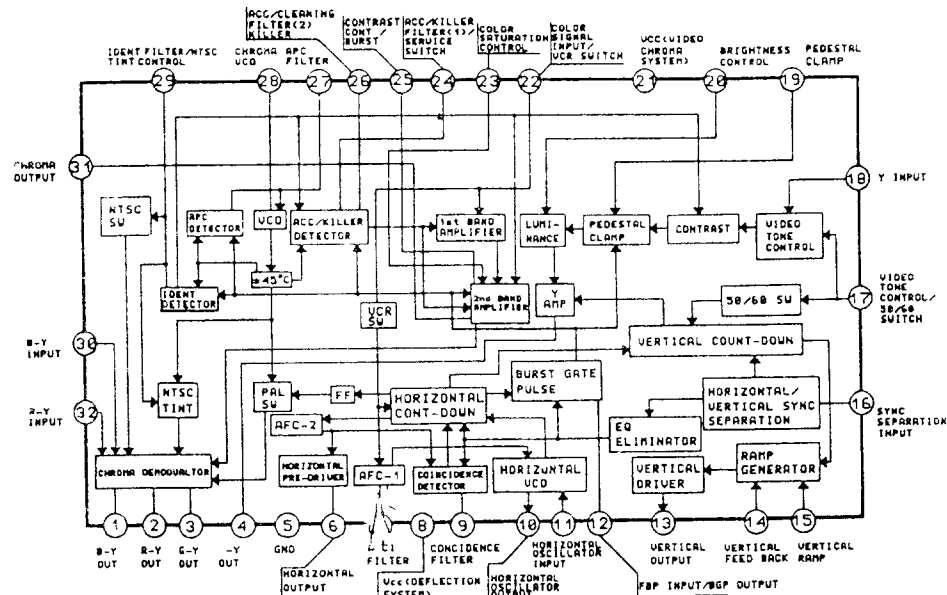
* TV, UTR USED (VIF+SIF) CIRCUIT *

** KA2923 (IC101) **

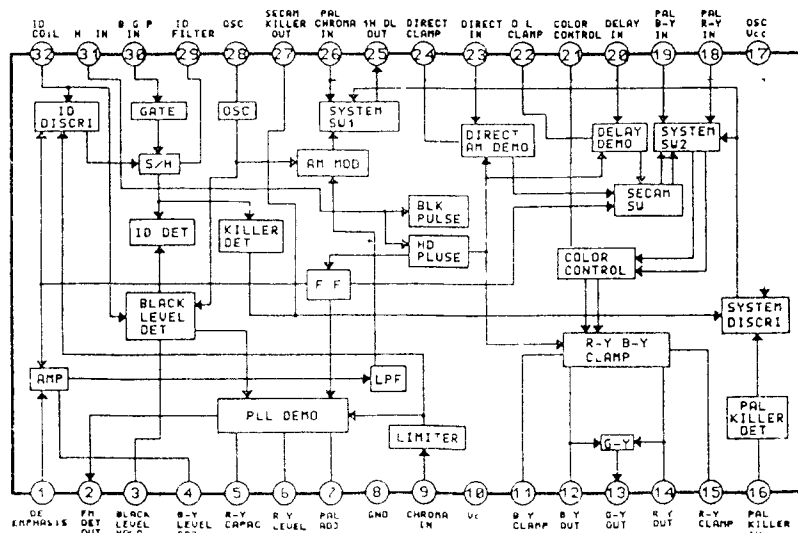




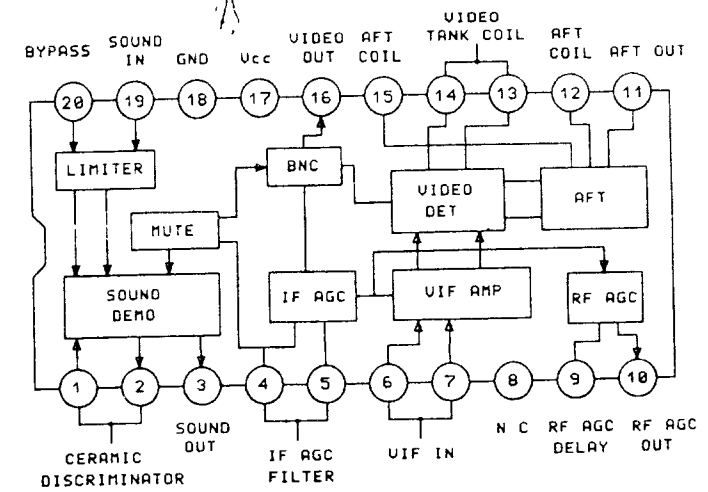
** M51390ASP(IC201) **



* PRINCIPAL M52026SP(IC1) *



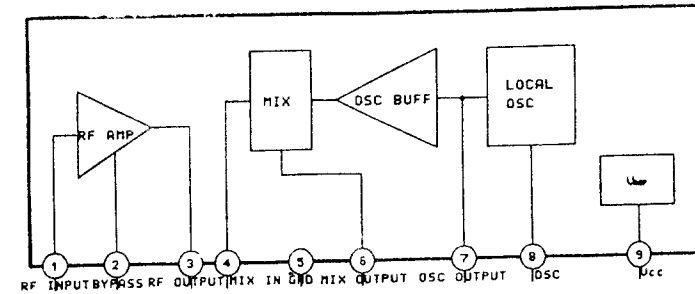
* SECAM SYSTEM CHROMA SIGNAL *



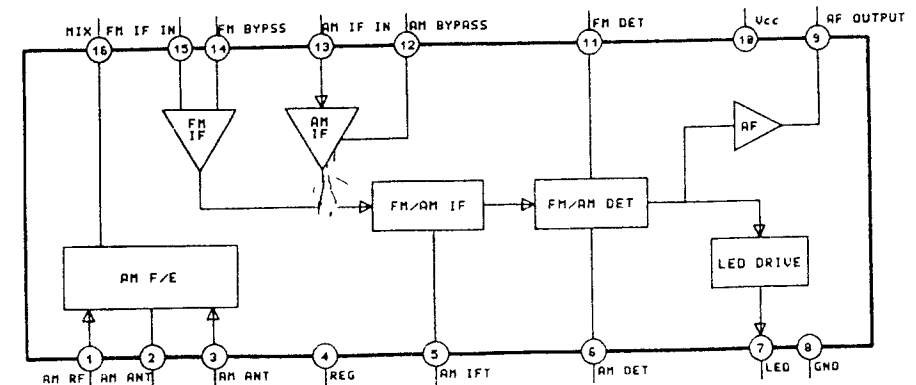
* TERMINAL CONNECTION DIAGRAM *

** KA22495(IC701) **

* FM FRONT END



** FM IF/AM TUNER SYSTEM(IC702) **



The KA22471 is a monolithic integrated circuit developed for the radio cassette tape recorder

LOCATION NO.	DESCRIPTION	SPECIFICATION
C25	C - CERAMIC	50V T 3pF
C30	C - CERAMIC	50V T 18pF
C26	C - CERAMIC	50V T 33pF
C5	C - CERAMIC	50V T 680pF
C2	C - CERAMIC	50V T 22pF
C4 19 20 21, 22, 23 27 33	C - CERAMIC	50V T 0.01uF
C31 32 18 24	C - POLYESTER	50V T 0.01uF
C3 8 10 11	C - ELBC	16V T 10uF
C14	C - ELBC	16V T 1000uF
C9	C - ELBC	50V T 0.1uF
C29	C - ELBC	50V T 0.22uF
C6	C - ELBC	50V T 0.47uF
C12, 13 15	C - ELBC	50V T 1uF
C7	C - POLYESTER	50V T 333pF
A-A	WIRE - LEAD	AWG#24 WHT 60m/m
B-B	WIRE - LEAD	AWG#24 BLU 60m/m
CON09, 14	CONNECTOR ASS'Y 4P-4P	GIL-G, GIL-J AWG#24 T 130m/m
CON08	CONNECTOR ASS'Y 9P-9P	GIL-G GIL-J AWG#24 T 110m/m

◎ MAIN BOARD

1 IC201(M51390ASP) VOLTAGE CHECK

1	2	3	4	5	6	7	8	9	10
3.50V	5.50V	5.53V	4.30V	0V	4.70V	4.70V	0V	0.60V	8.80V
11	12	3	14	5	6	1	18	19	20
4.00V	0.50V	0.90	4.4V	5.5V	0V	20V	1.10V	1.80V	5.20V
21	22	23	24	25	26	27	28	29	30
9.30V	2.40V	4.50V	6.20V	3.80V	7.20V	70V	5.40V	1.90V	1.40V
31	32								
1.50V	1.40V								

2 IC101(KA2923) VOLTAGE CHECK

1	2	3	4	5	6	7	8	9	10
5.50V	4.60V	4.30V	4.80V	4.80V	4.20V	4.20V	0V	2.00V	5.50V
11	12	13	14	15	6	17	18	19	20
4.20V	0.30V	6.60V	6.50V	0.50V	3.60V	9.70V	0V	2.80V	2.80V

◎ SECAM BOARD

1 IC1(M52026SP) VOLTAGE CHECK

1	2	3	4	5	6	7	8	9	10
1.87V	1.87V	2.45V	3.3V	3.20V	2.51V	2.54V	GND	2.63V	9.82V
11	12	3	14	15	16	17	18	19	20
3.57V	5.62V	5.84V	5.86V	3.55V	1.6mV	9.81V	3.45V	3.45V	4.08V
21	22	23	24	25	26	27	28	29	30
4.73V	6.52V	4.06V	6.53V	4.81V	7.43V	11.4mV	3.15V	6.07V	0.45V
31	32								
1.08V	24.2mV								

◎ RADIO BOARD

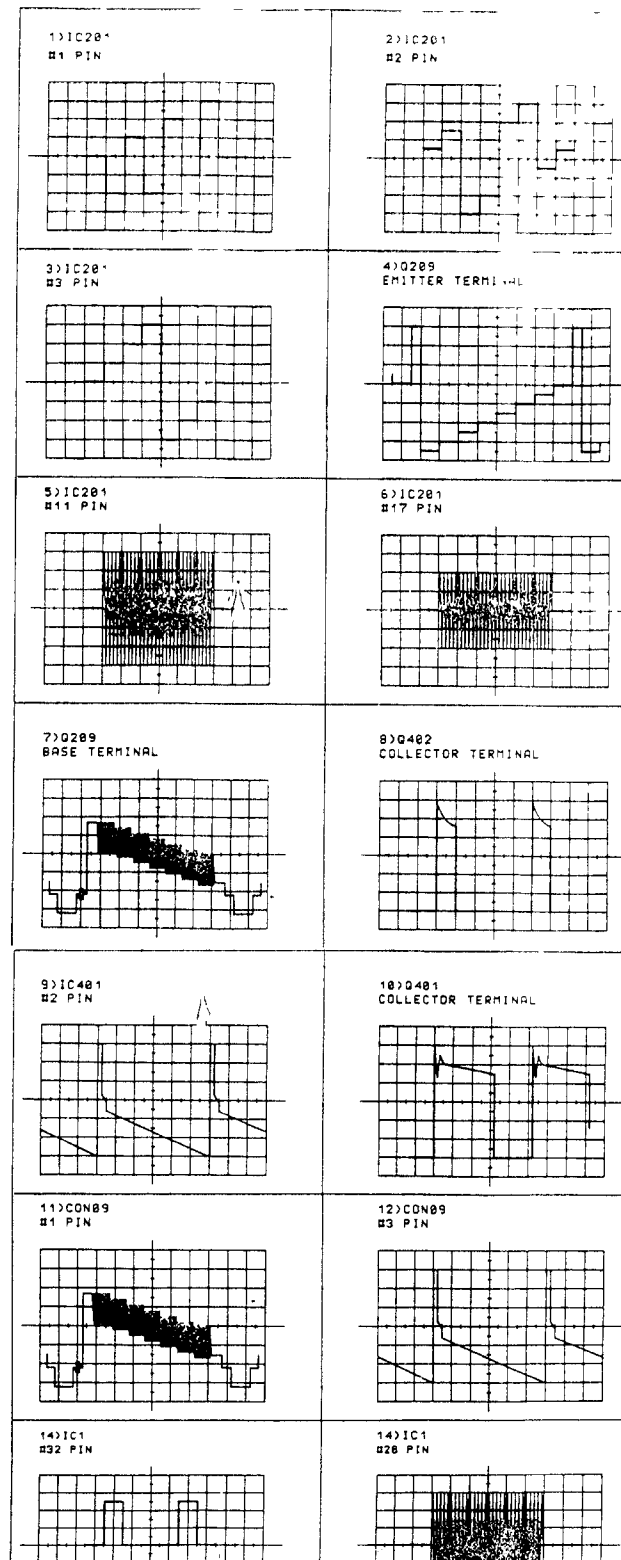
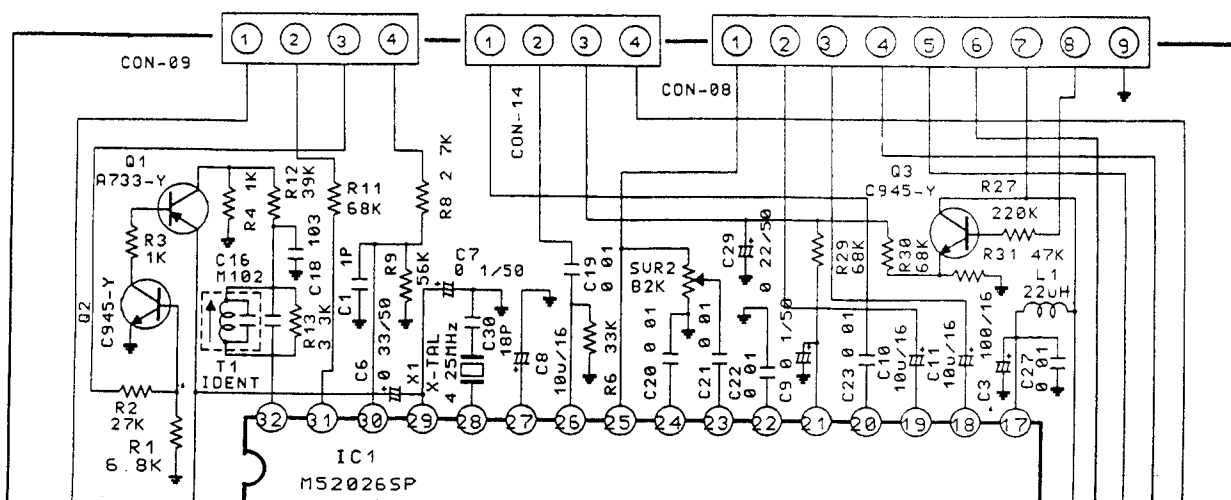
1 IC701(KA22495) VOLTAGE CHECK

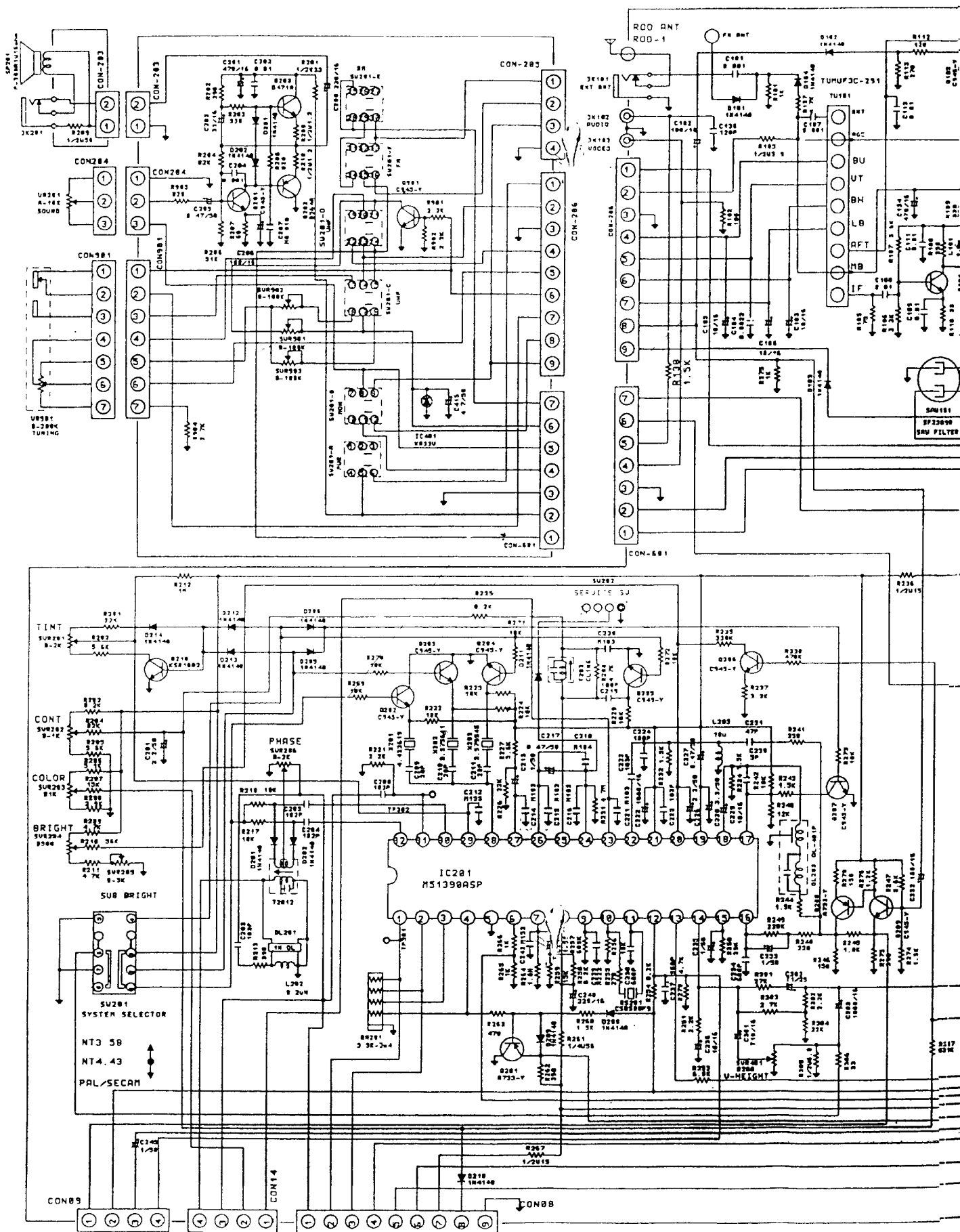
1	2	3	4	5	6	7	8	9
0.88V	1.60V	4.14V	1.58V	GND	4.15V	3.35V	4.02V	4.11V

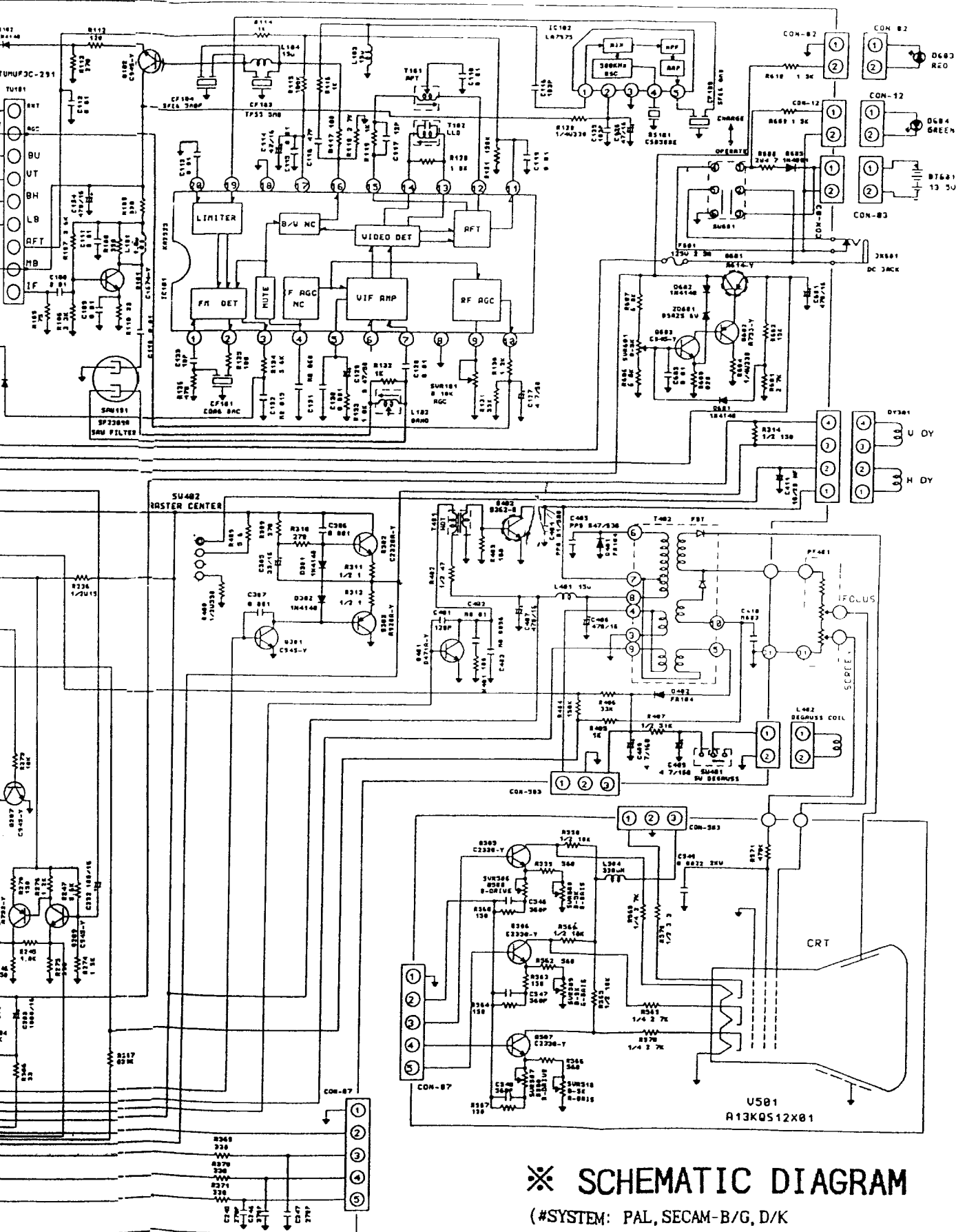
2 IC702(KA22471) VOLTAGE CHECK

1	2	3	4	5	6	7	8	9	10
6.7mV	6.7mV	2.26V	2.26V	1.60V	1.90V	6.20V	700mV	1.90V	4.88V
11	12	13	14	15	16				
1.38V	1.38V	3.6V	1.38V	1.36V	4.88V				

5" SECAM SCH







✱ SCHEMATIC DIAGRAM

(SYSTEM: PAL, SECAM-B/G, D/K
NTSC 3.58, 4.43)