



For more Hi-Fi manuals and set-up information  
please visit [www.hifiengine.com](http://www.hifiengine.com)




# JVC

## SERVICE MANUAL

MODEL  
**A-S3**

STEREO AMPLIFIER





### 3. Main Parts Location

Top View




Fig. 4

Front View

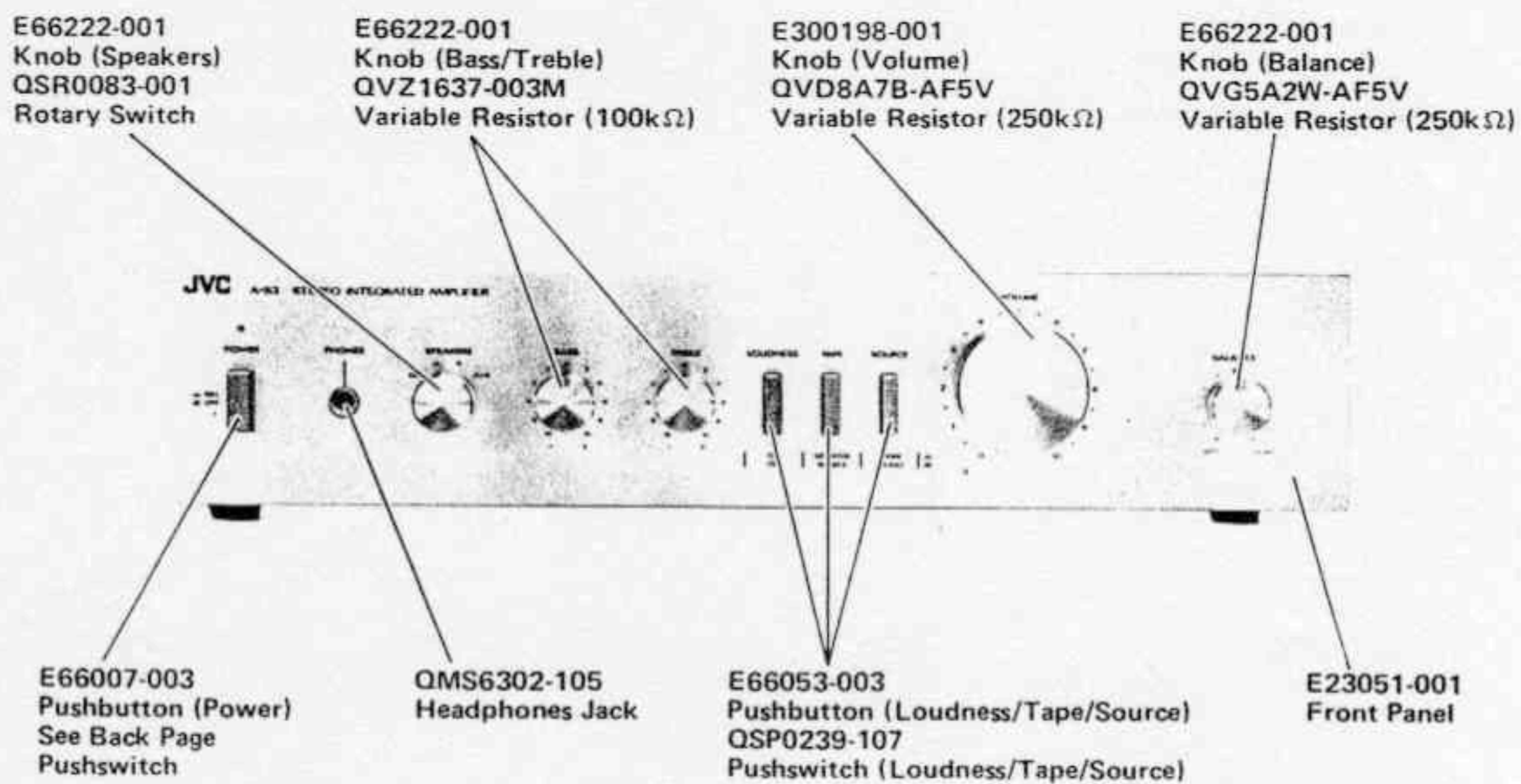


Fig. 5



# 4. Exploded View and Part Numbers

## 4-(1) Front Panel & Chassis Base

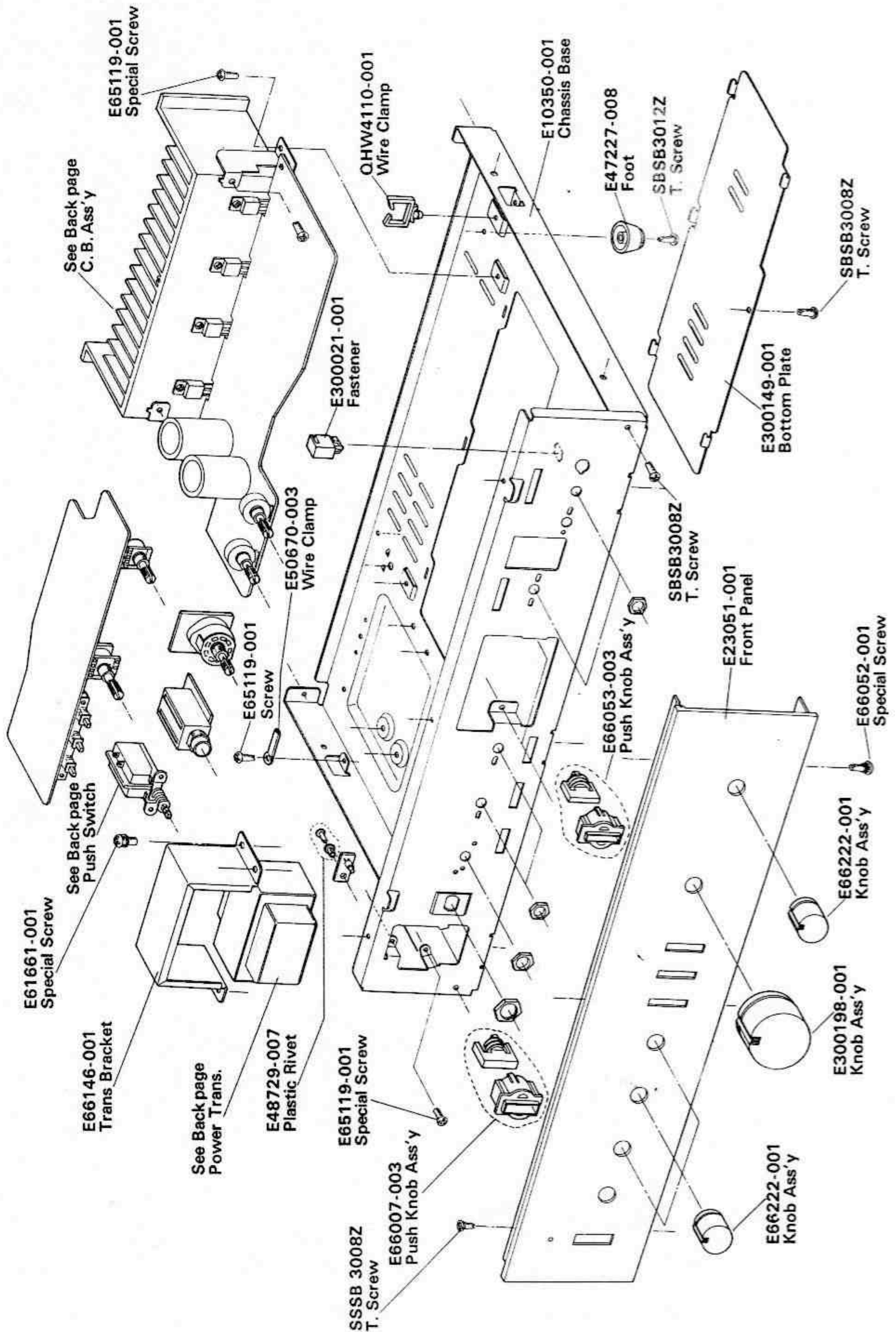


Fig. 6



# 5. Printed Circuit Board Ass'y and Parts List

## 5-(1) TXX-195 Audio P.C. Board Ass'y




Fig. 8

TXX-195 Split-P.C. Board Ass'y  
Each Individual P.C. Board Location

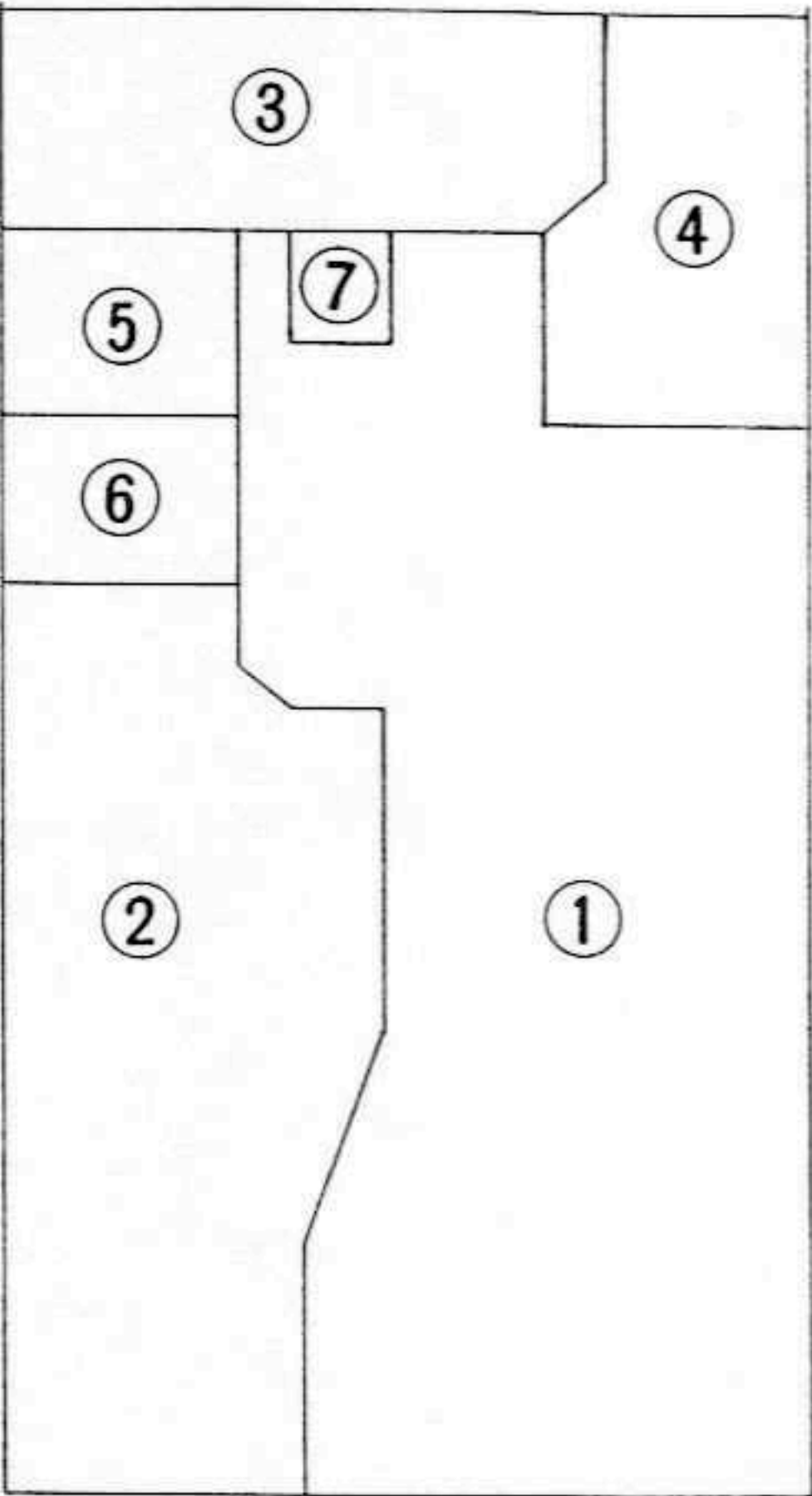


Fig. 9

- ① TXX-195-1 : Power Amplifier P.C. Board Ass'y
- ② TXX-195-2 : Equalizer Amp P.C. Board Ass'y
- ③ TXX-195-3 : Pin Jack P.C. Board Ass'y
- ④ TXX-195-4 : Speaker Terminals P.C. Board Ass'y
- ⑤ TXX-195-5 : Speaker Selector P.C. Board Ass'y
- ⑥ TXX-195-6 : Headphones Jack P.C. Board Ass'y
- ⑦ TXX-195-7 : L.E.D. Indicator P.C. Board Ass'y

Note: The specific symbols (赤,黒,白... etc.) on a surface of P.C. Board are actually unrelated to the repair service and are significant denotement in order to process the proper assembly of P.C. Board at the factory.



### Transistors

Item No.	Part Number	Rating		Description	
		Pc	fT	Silicon	Maker
X401	2SC1775AV (F <sub>1</sub> )	0.3W	200MHz	Silicon	Hitachi
X402	2SC1775AV (F <sub>2</sub> )	"	"	"	"
X403	2SC1775AV (F <sub>1</sub> )	"	"	"	"
X404	2SC1775AV (F <sub>1</sub> )	"	"	"	"
X405	2SA872AV(E)	0.3W	120MHz	Silicon	Hitachi
X406	2SA872AV(E)	"	"	"	"
X407	2SA872AV(E)	"	"	"	"
X408	2SA872AV(E)	"	"	"	"
X409	2SA872AV(E)	"	"	"	"
X410	2SA872AV(E)	"	"	"	"
X411	2SC2229(Y)	3.0W	120MHz	"	"
X412	"	"	"	"	"
X421	2SC458(C)	0.2W	230MHz	"	"
X422	2SC458(C)	"	"	"	"
X423	2SC2229(O,Y)	3.0W	120MHz	"	"
X424	2SC2229(O,Y)	"	"	"	Toshiba
X425	2SA949(O,Y)	3.0W	120MHz	"	"
X426	2SA949(O,Y)	"	"	"	"
X427	2SD476A(C)	40W	7MHz	"	Hitachi
X428	2SD476A(C)	"	"	"	"
X429	2SB566A(C)	"	15MHz	"	"
X430	2SB566A(C)	"	"	"	"
X701	2SA872AV(D)	0.3W	120MHz	"	"
X702	"	"	"	"	"

### Integrated Circuits

Item No.	Part Number	Rating		Description	
		Pc		I.C.	Maker
IC101	HA1452W	0.54 W		I.C.	Hitachi

### Diodes

Item No.	Part Number	Rating	Description	
				Maker
D301	EQB01-15Z		Zener	Fuji
D302	EQB01-15Z		"	"
D401	WZ-071A		"	S.Nihon
D701	S2VC20		Silicon	Musen
D702	S2VC20R		"	Shinden gen
D703	TLR206		L.E.D	Toshiba
D704	ERB12-02RKL1		Silicon	Fuji
D705	IS2076-31		"	Hitachi

### Coils, Transformers & Others








Item No.	Part Number	Rating	Description
T601	E03572-007EM		Speaker Terminal
T602	E03572-007EM		"

### Capacitors










Item No.	Part Number	Rating		Description
C101	QEB51EM-475	4.7μF	25V	Low leak current electrolytic
C102	QEB51EM-475	"	"	"
C103	QCS21HJ-101	100pF	50V	Ceramic
C104	QCS21HJ-101	"	"	"
C105	QFM31HJ-182	1800pF	"	Mylar
C106	QFM31HJ-182	"	"	"
C107	QCS21HJ-820	82pF	"	Ceramic
C108	QCS21HJ-820	"	"	"
C109	QFM31HJ-332Z	3300pF	"	Mylar
C110	QFM31HJ-332Z	"	"	"
C111	QFM31HJ-332Z	"	"	"
C112	QFM31HJ-332Z	"	"	"
C113	QET61ER-476Z	47μF	25V	Electrolytic
C114	QET61ER-476Z	"	"	"
C115	QCS21HJ-151	160pF	50V	Ceramic
C116	QCS21HJ-151	"	"	"
C117	QET51HR-225	2.2μF	"	Electrolytic
C118	QET51HR-225	"	"	"
C119	QFM31HJ-332	3300pF	"	Mylar
C120	QFM31HJ-332	"	"	"
C201	QCS21HJ-101	100pF	"	Ceramic
C202	QCS21HJ-101	"	"	"
C203	QFM31HK-273	0.027μF	"	Mylar
C204	QFM31HK-273	"	"	"
C301	QET51CR-107	100μF	16V	Electrolytic
C302	QET51CR-107	"	"	"
C303	QET51CR-477	220μF	"	"
C304	QET51CR-477	"	"	"
C401	QET61HR-225	2.2μF	25V	Electrolytic
C402	QET61HR-225	"	"	"
C403	QCS21HJ-820	82pF	50V	Ceramic
C404	QCS21HJ-820	"	"	"
C405	QCS31HJ-101	100p	50V	Ceramic
C406	QCS31HJ-101	"	"	"
C407	QET61AR-107Z	100μF	10V	Electrolytic
C408	QET61AR-107Z	"	"	"
C409	QCS21HJ-100	10pF	50V	Ceramic
C410	QCS21HJ-100	"	"	"
C411	QCS21HJ-470	47pF	"	"
C412	QCS21HJ-470	"	"	"
C413	QCS31HJ-680Z	68pF	"	"
C414	QCS31HJ-680Z	"	"	"
C415	QFM31HK-473	0.047μF	"	Mylar
C416	QFM31HK-473	"	"	"
C417	QET61HR-226Z	22μF	"	Electrolytic
C418	QET61HR-226Z	"	"	"
C419	QET61CR-226Z	"	16V	"
C501	QET51ER-106	10μF	25V	"
C502	QET51ER-106	"	"	"
C503	QFM31HJ-333Z	0.033μF	50V	Mylar
C504	QFM31HJ-333Z	0.033μF	50V	Mylar
C505	QE20046-224	0.22μF	630V	Electrolytic
C506	QE20046-224	"	"	"
C507	QFM31HJ-222Z	2200pF	50V	Mylar
C508	QFM31HJ-222Z	"	"	"
C509	QFM31HJ-223	0.022μF	"	"
C510	QFM31HJ-223	"	"	"
C701	See back page			Electrolytic
C702	"			"
C703	QCE22HP-103	0.01μF	500V	Ceramic
C704	QET51VR-227	220μF	35V	Electrolytic
C705	QET51NR-476	47μF	50V	"
C706	QCF31HP-103Z	0.01μF	50V	Ceramic
C707	QET61HR-226Z	22μ	50V	Electrolytic
C708	QET61CR-476Z	47μ	16V	"



## Resistors

Item No.	Part Number	Rating	Description
R101	QRD141J-222SY	2.2k $\Omega$ 1/4W	Carbon
R102	QRD141J-222SY	" "	"
R103	QRD141J-104SY	100k $\Omega$ "	"
R104	QRD141J-104SY	" "	"
R105	QRD141J-104SY	" "	"
R106	QRD141J-104SY	" "	"
R107	QRD141J-182SY	1.8k $\Omega$ "	"
R108	QRD141J-182SY	" "	"
R109	QRD141J-821SY	820 $\Omega$ "	"
R110	QRD141J-821SY	" "	"
R111	QRD141J-564SY	560k $\Omega$ "	"
R112	QRD141J-564SY	" "	"
R113	QRD141J-393SY	39k $\Omega$ "	"
R114	QRD141J-393SY	" "	"
R115	QRD141J-474SY	470k $\Omega$ "	"
R116	QRD141J-474SY	" "	"
R117	QRD141J-471SY	470 $\Omega$ "	"
R118	QRD141J-471SY	" "	"
R121	QRD141J-104SY	100k $\Omega$ "	"
R122	QRD141J-104SY	" "	"
R201	QRD141J-472SY	4.7k $\Omega$ "	"
R202	QRD141J-472SY	" "	"
R203	QRD141J-223SY	22k $\Omega$ "	"
R204	QRD141J-223SY	" "	"
R205	QVG5A2W-AF5V	250k(W)	(Balance)
R207	QVD8A7B-AF5V	250k(B)	(Volume)
R209	QRD141J-472SY	4.7k $\Omega$ 1/4W	Carbon
R210	QRD141J-472SY	4.7k $\Omega$ 1/4W	Carbon
R251	See back page		"
R252	"		"
R253	"		"
R254	"		"
R255	"		"
R256	"		"
R301	QRG017J-821S	820 $\Omega$ 1W	Oxide metal film 
R302	QRG017J-821S	" "	" 
R303	QRD141J-331SY	330 $\Omega$ 1/4W	Carbon
R304	QRD141J-331SY	" "	"
R401	QRD141J-222SY	2.2k $\Omega$ "	"
R402	QRD141J-222SY	" "	"
R403	QRD141J-104SY	100k $\Omega$ "	"
R404	QRD141J-104SY	" "	"
R405	QRD141J-681SY	680 $\Omega$ "	"
R406	QRD141J-681SY	" "	"
R407	QRD141J-472SY	4.7k $\Omega$ "	"
R408	QRD141J-472SY	" "	"
R409	QRD141J-122SY	1.2k $\Omega$ "	"
R410	QRD141J-122SY	" "	"
R411	QRD141J-101SY	100 $\Omega$ "	"
R412	QRD141J-101SY	" 1/4W	Carbon
R413	QRD141J-101SY	" "	"
R414	QRD141J-101SY	" "	"
R415	QRD141J-681SY	680 $\Omega$ "	"
R416	QRD141J-681SY	" "	"
R417	QRD141J-332SY	3.3k $\Omega$ "	"
R418	QRD141J-332SY	" "	"
R419	QRD141J-822SY	8.2k $\Omega$ "	"
R420	QRD141J-822SY	" "	"
R421	QRD141J-331SY	330 $\Omega$ "	"
R422	QRD141J-331SY	" "	"
R423	QRD149J-331S	" "	"
R424	QRD149J-331S	" "	"
R425	QRD129J-392	3.9k $\Omega$ 1/2W	" 
R426	QRD129J-392	" "	" 
R427	QRD129J-272	2.7k $\Omega$ "	" 
R428	QRD129J-272	" "	" 
R429	QRD141J-683SY	68k $\Omega$ 1/4W	"
R430	QRD141J-683SY	" "	"
R431	QRD149J-471S	470 $\Omega$ "	" 

## Resistors

Item No.	Part Number	Rating	Description
R432	QRD149J-471S	470 $\Omega$ 1/4W	Carbon 
R433	QRD149J-100	10 $\Omega$ "	"
R434	QRD149J-100	" "	"
R435	QRM024K-R47	0.47 $\Omega$ 2W	Metal plate
R436	QRM024K-R47	" "	"
R437	QRM024K-R47	" "	"
R438	QRM024K-R47	" "	"
R439	QRD129J-100	10 $\Omega$ 1/2W	Carbon 
R440	QRD129J-100	" "	" 
R441	QRD141J-562SY	5.6k $\Omega$ 1/4W	"
R442	QRD141J-562SY	" "	"
R443	QRD141J-100SY	10 $\Omega$ 1/4W	"
R444	QRD141J-100SY	" "	"
R445	QRD149J-391S	390 $\Omega$ "	" 
R446	QRD149J-391S	" "	" 
R447	QRD141J-100SY	10 $\Omega$ 1/4W	"
R448	QRD141J-100SY	" "	"
R501	QRD141J-562SY	5.6k $\Omega$ 1/4W	"
R502	QRD141J-562SY	" "	"
R503	QRD141J-472SY	4.7k $\Omega$ "	"
R504	QRD141J-472SY	" "	"
R505	QRD141J-182SY	1.8k $\Omega$ "	"
R506	QRD141J-182SY	" "	"
R507	QRD141J-823SY	82k $\Omega$ "	"
R508	QRD141J-823SY	" "	"
R509	QRD141J-123SY	12k $\Omega$ "	"
R510	QRD141J-123SY	" "	"
R511	QRD141J-182SY	1.8k $\Omega$ "	"
R512	QRD141J-182SY	" "	"
R513	QRD141J-561SY	560 $\Omega$ "	"
R514	QRD141J-561SY	" "	"
R515	QVZ1637-003M	100k $\Omega$ (C)	(Tone Control Bass)
R516	QVZ1637-003M	"	(Tone Control Treble)
R601	QRD129J-221	220 $\Omega$ 1/2W	Carbon 
R602	QRD129J-221	" "	" 
R701	QRD149J-820S	82 $\Omega$ 1/4W	"
R702	QRD141J-103SY	10k $\Omega$ "	"
R703	QRD141J-471SY	470k $\Omega$ 1/4W	"
R704	QRD141J-103SY	10k $\Omega$ "	"
R705	QRD149J-100S	10 $\Omega$ "	" 
R706	QRD141J-472SY	4.7k $\Omega$ "	"
R707	QRG017J-102S	1k $\Omega$ 1W	Oxide metal film 
R708	QRD141J-124SY	120k $\Omega$ 1/4W	Carbon
R709	QRD141J-683SY	68k $\Omega$ "	"
R710	QRD141J-274SY	270k $\Omega$ "	"
R711	QRD141J-101SY	100 $\Omega$ 1/4W	"

## Others

Item No.	Part Number	Rating	Description
J203	See back page E10363-001		DIN socket Circuit Board (TXX-195)
	E30037-002		Heat Sink
	E43727-002		Tab
	See back page		Fuse clip
	"		Fuse label
	E66149-001	Right	Stay bracket
	E66149-002	Left	"
	G746		Si. grease
J201	E03591-42D		4-Pin Jack
J202	E03591-42D		"
J601	OMS6302-105		Headphones jack
	QSP0239-107		Push switch
			S201,202,203
S601	QSR0083-001		Rotary switch (Speaker selector)
QTY.4	SK16B		Insulation washer
QTY.4	YC40B		Mica sheet



## 5-(2) TPS-214C (or D) AC Outlet P.C. Board Ass'y

TPS-214C: For USA  
TPS-214D: For Canada




Fig. 10

### Capacitors

Item No.	Part Number	Rating	Description
C001	QCE22HP-103	0.01 $\mu$ F 500V	Ceramic $\Delta$ TPS214C
C001	QCZ9014-103	" AC125V	Ceramic $\Delta$ TSP214D

### Others

Item No.	Part Number	Rating	Description
	E03675-004		Fuse clip $\Delta$
	E43727-001		Tab
	E65508-001		Tab
	E66003-001		Circuit Board $\Delta$
	QMC0637-003		AC socket $\Delta$

## 5-(3) TPS-231A Primary AC Line P.C. Board Ass'y : For Europe

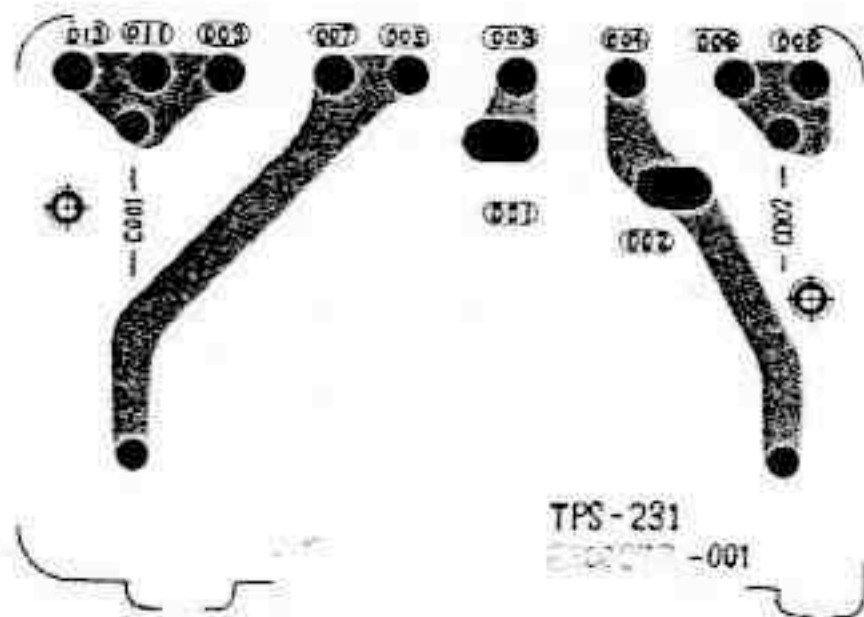


Fig. 11

### Capacitors

Item No.	Part Number	Rating	Description
C001	QFZ9007-103	0.01 $\mu$ F	Film $\Delta$
C002	QFZ9007-103	"	" $\Delta$

### Others

Item No.	Part Number	Rating	Description
	E300277-001		Circuit Board $\Delta$
	E43727-001		Tab
	E65508-001		"
	E66378-001		Bracket

## 5-(4) TPS-236A AC Outlet P.C. Board Ass'y : For U.S. Military Market

& Other Countries

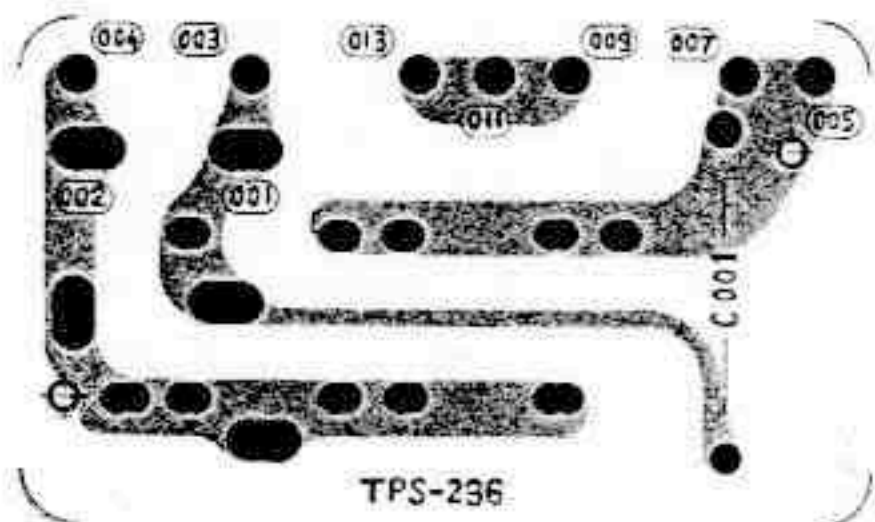


Fig. 12

### Capacitors

Item No.	Part Number	Rating	Description
C001	QFZ9007-103	0.01 $\mu$ F	Film $\Delta$
C002	QFZ9007-103	"	" $\Delta$

### Others

Item No.	Part Number	Rating	Description
	E43727-001		Tab
	E65508-001		"
	QMC0637-003		AC Socket $\Delta$
	E300276-001		Circuit Board $\Delta$

## 5-(5) TPS-237A (or B) AC Fuse P.C. Board Ass'y

TPS-237A: For Australia  
TPS-237B: United Kingdom

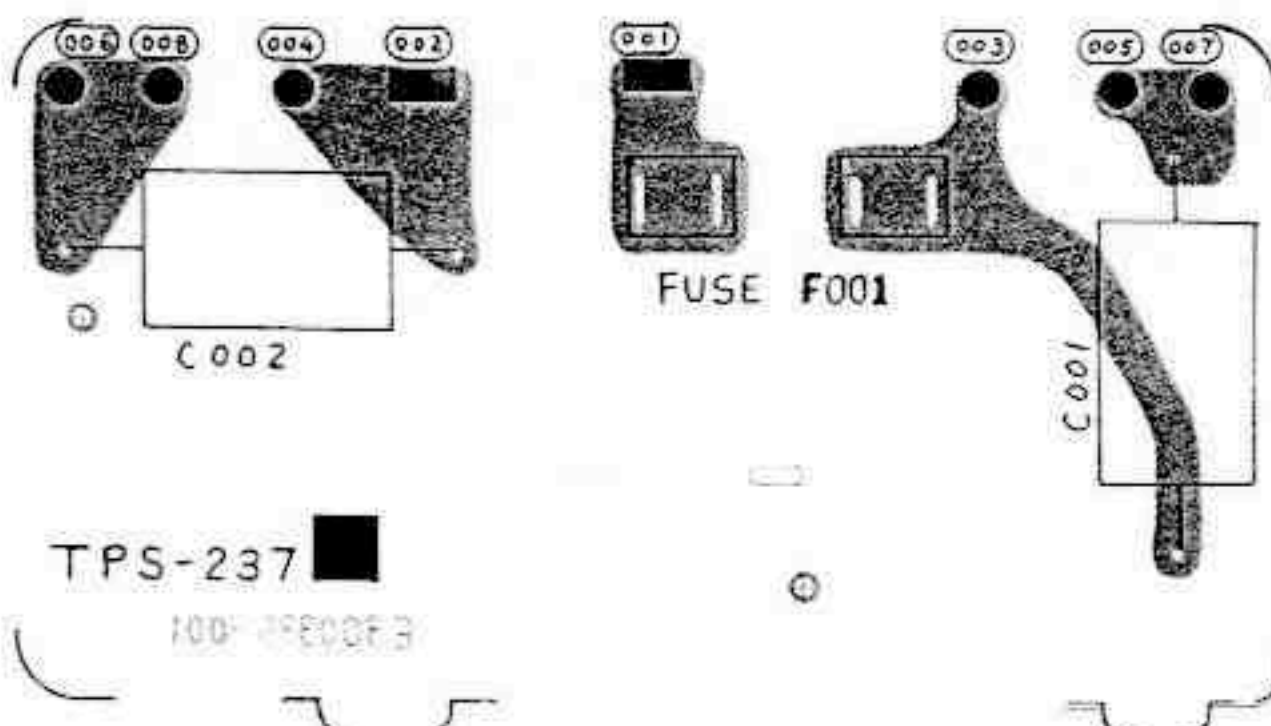


Fig. 13

### Capacitors

Item No.	Part Number	Rating	Description
C001	QFZ9007-103	0.01 $\mu$ F AC450V	Film $\Delta$ TPS-237A
C001	QFZ9007-103BS	" "	" $\Delta$ TPS-237B
C002	QFZ9007-103	" "	" $\Delta$ TPS-237A
C002	QFZ9007-103BS	" "	" $\Delta$ TPS-237B

### Others

Item No.	Part Number	Rating	Description
	E43727-001		Tab
	E48965-002		Fuse clip $\Delta$
	E61381-003		Fuse Label
	E65508-001		Tab
	E66378-001		Bracket
	E300385-001		Circuit Board $\Delta$ TPS-237A
	E300385-001BS		Circuit Board $\Delta$ TPS-237B



A

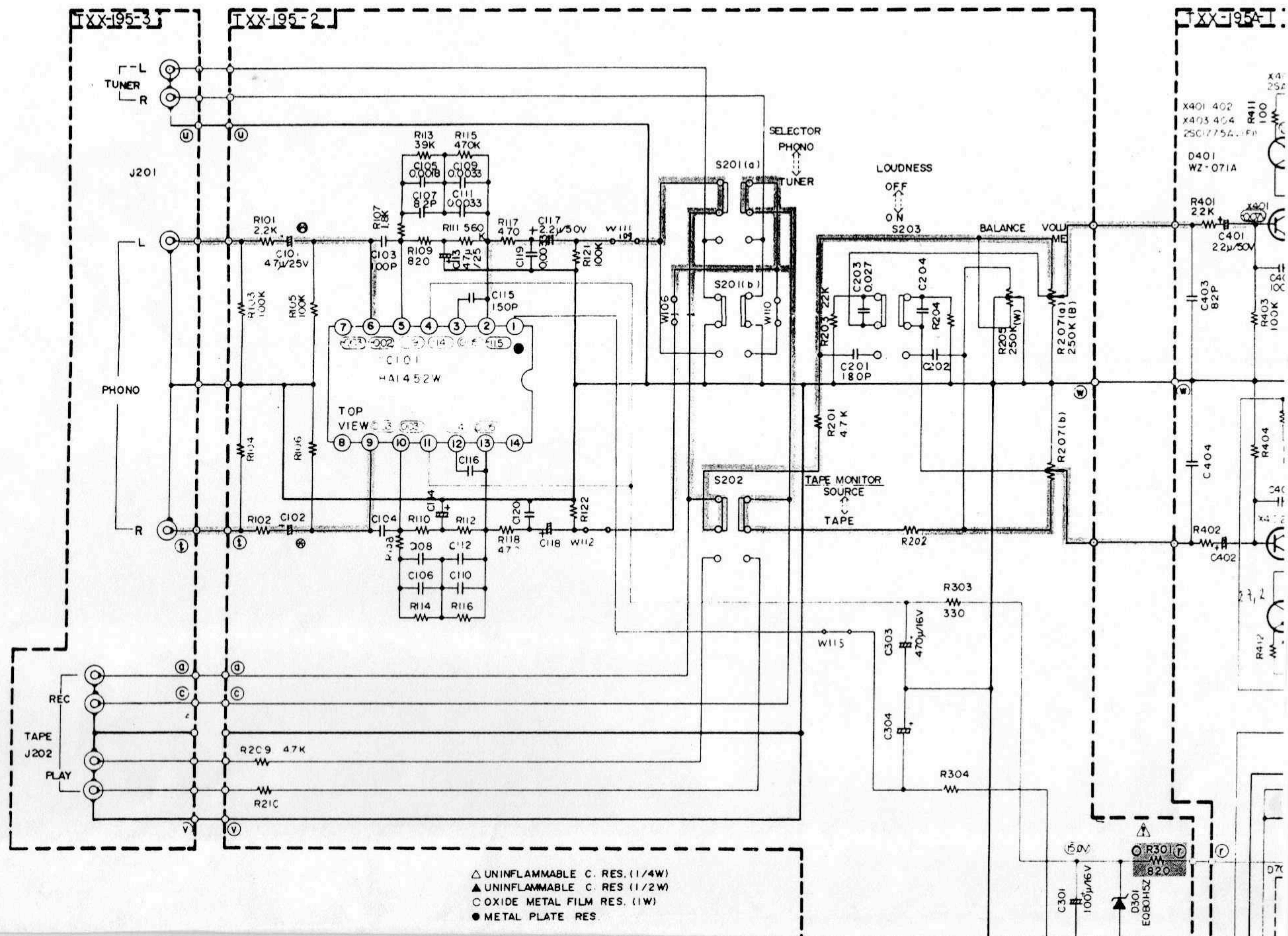
B

C

1

2


3





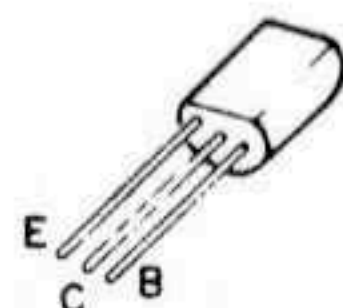
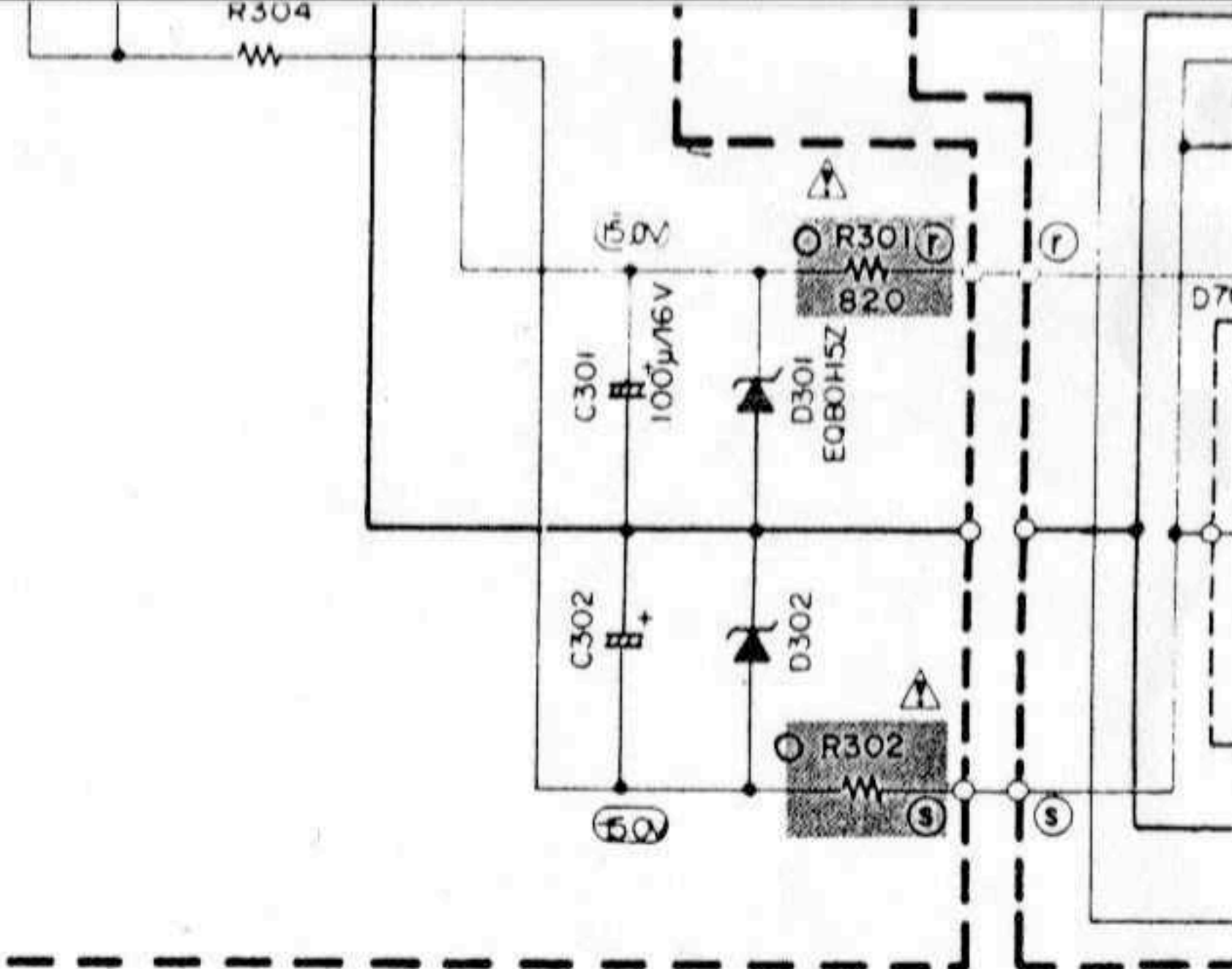
3

4

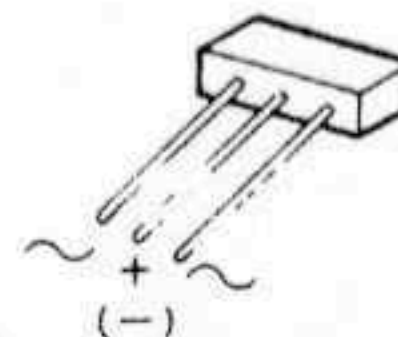


- △ UNINFLAMMABLE C. RES. (1/4W)  
 ▲ UNINFLAMMABLE C. RES. (1/2W)  
 ○ OXIDE METAL FILM RES. (1W)  
 ● METAL PLATE RES.

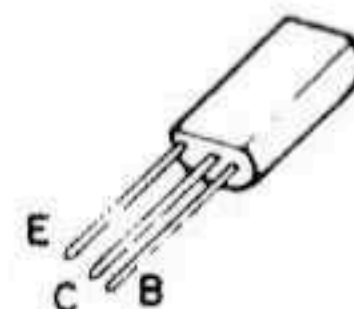
⊗ LOW LEAK CURRENT ELECTROLYTIC CAP.  
 N.P. NON POLARIZED ELECTROLYTIC CAP.



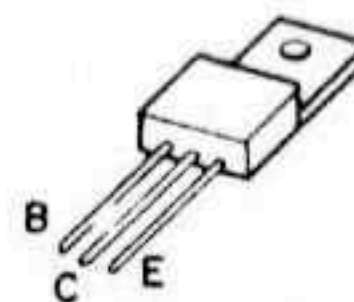
X401 404  
 2SC1775AV(F)  
 X405 408  
 2SA872AV(E)  
 X421 422  
 2SC458(C)  
 X701 702  
 2SA872AV(D)



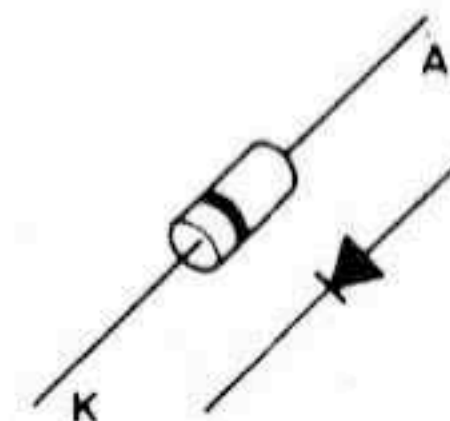
D701  
 S2VC20  
 D702  
 S2VC20R



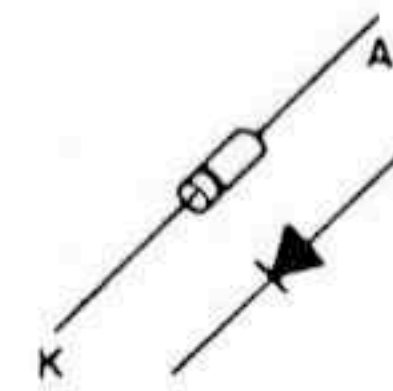
X409 410 425 426  
 2SA949 (O.Y.)  
 X423 424  
 2SC2229 (O.Y.)



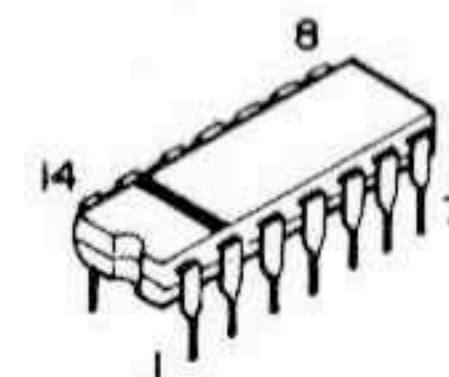
X427 428  
 2SD476A(C)  
 X429 430  
 2SB566A(C)



D301 302  
 EQB01-15Z



D705  
 1S2076-31  
 D401  
 WZ-071A



HA1452W



D704  
 ERB12-02RKL1

A

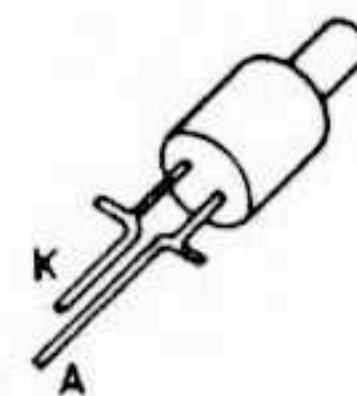
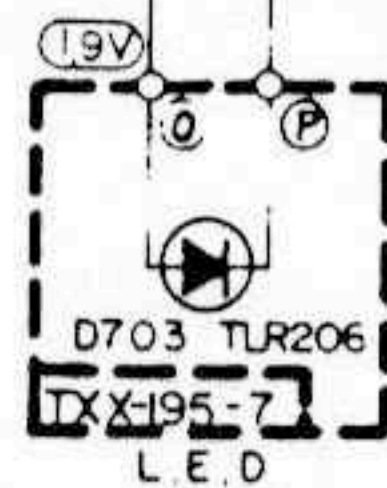
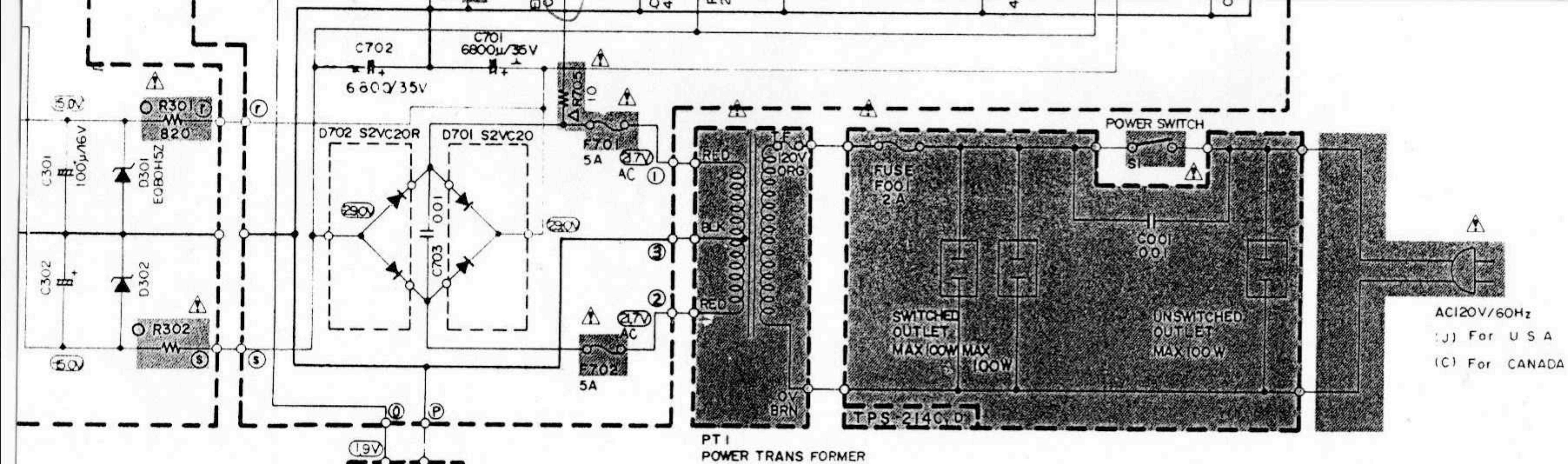
B

C









D704  
ERB12-02RKL1












D703 LED  
TLR206

#### Notes:

1. Parts in red indicate transistors or ICs.
2. — indicates signal path.
3. — indicates positive B power supply.
4. — indicates negative B power supply.
5. When replacing the parts in the darkened area and those marked with ⚠ be sure to use the designated parts to ensure safety.
6. This is the standard circuit diagram.  
The design and contents are subject to change without notice.



## 9. Parts List with Specified Numbers for Designated Areas

Page	Item No.	Description	USA & Canada	U.S. Military Market & Other Countries	Europe	Australia	U.K.
3		Power Trans- former 	E03077-43B	E03077-43C	E03077-43C	E03077-43E	E03077-43EBS
		Power Switch 	QSP1110-301	QSP2110-004	QSP2110-004	QSP2110-004	QSP2110-004BS
5		Power Cord 	QMP1200-200	QMP7600-250	QMP3900-200	QMP2560-244	QMP9017-008BS
5		Rear Panel	E23053-001	E23053-004	E23053-002	E2305-003	E23053-003
5		Fuse Socket 	—	QMG0301-003	QMG0301-003	—	—
5		Voltage Selector 	—	QSR0085-001	QSR0085-001	—	—
5		AC Socket Ass'y 	TPS-214C (For U.S.A.) TPS-214D (For Canada)	TPS-236A	—	—	—
9		AC Brock P.C. Board Ass'y 	—	—	TPS-231A	TPS-237A	TPS-237BBS
12		Fuse (Pri- mary) 	QMF61U1-2R0 (2A)	QMF51A2-2R0L (2A)/110V/120V or QMF51A2-1R0L (1A)/220V/240V	QMF51A2-2R0L (2A)/110V/120V or QMF51A2-1R0L (1A)/220V/240V	QMF51A2-1R0L	QMF51A2-1R0LBS
	F701,702	(Secondary) 	QMF61U1-5R0	QMF51A2-5R0S	QMF51A2-5R0S	QMF51A2-5R0S	QMF51A2-5R0SBS
	F401,402	(Protector) 	QMF60S1-3R3	QMF51A2-3R15S	QMF51A2-3R15S	QMF51A2-3R15S	QMF51A2-3R15S
		Audio P.C.B. Ass'y	TXX-195A	TXX-195B	TXX-195B	TXX-195B	TXX-195B
7	C701	Electrolytic	QEW81VA-688E (6800 $\mu$ F/35V)	QEW81HA-688H (6800 $\mu$ F/50V)	QEW81HA-688H (6800 $\mu$ F/50V)	QEW81HA-688H (6800 $\mu$ F/50V)	QEW81HA-688H (6800 $\mu$ F/50V)
7	C702	"	"	"	"	"	"
8	R251	Carbon	—	QRD141J-823SY (82k $\Omega$ /1/4W)	QRD141J-823SY (82k $\Omega$ /1/4W)	QRD141J-823SY (82k $\Omega$ /1/4W)	QRD141J-823SY (82k $\Omega$ /1/4W)
8	R252	"	—	"	"	"	"
8	R253	"	—	QRD141J-154SY (150k $\Omega$ /1/4W)	QRD141J-154SY (150k $\Omega$ /1/4W)	QRD141J-154SY (150k $\Omega$ /1/4W)	QRD141J-154SY (150k $\Omega$ /1/4W)
8	R254	"	—	"	"	"	"
8	R255	"	—	QRD148J-563S (56k $\Omega$ /1/4W)	QRD148J-563S (56k $\Omega$ /1/4W)	QRD148J-563S (56k $\Omega$ /1/4W)	QRD148J-563S (56k $\Omega$ /1/4W)
8	R256	"	—	"	"	"	"
8	J203	DIN Socket	—	E03623-003	E03623-003	E03623-003	E03623-003
8		Fuse Clip 	E45524-002	E48965-002	E48965-002	E48965-002	E48965-002
8	Fuse Label	(For F401,402)	E61380-006	E61381-011	E61381-011	E61381-011	E61381-011
8	Fuse Label	(For F701,702)	E61380-012	E61381-012	E61381-012	E61381-012	E61381-012
		Instruction Book	E30580-742A	E30580-742A	E30580-742A	E30580-742A	E30580-742ABS
		Warranty Card	BT20032 (For U.S.A.) BT20025C (For Canada)	BT20032	—	BT20029A	BT20013B

# JVC

VICTOR COMPANY OF JAPAN, LIMITED, TOKYO, JAPAN



Printed in  
9003-V