

## R.C.A. Victor Co., Inc.

**Model:** 128

**Chassis:**

**Year:** Pre November 1935

**Power:**

**Circuit:**

**IF:**

**Tubes:**

**Bands:**

### Resources

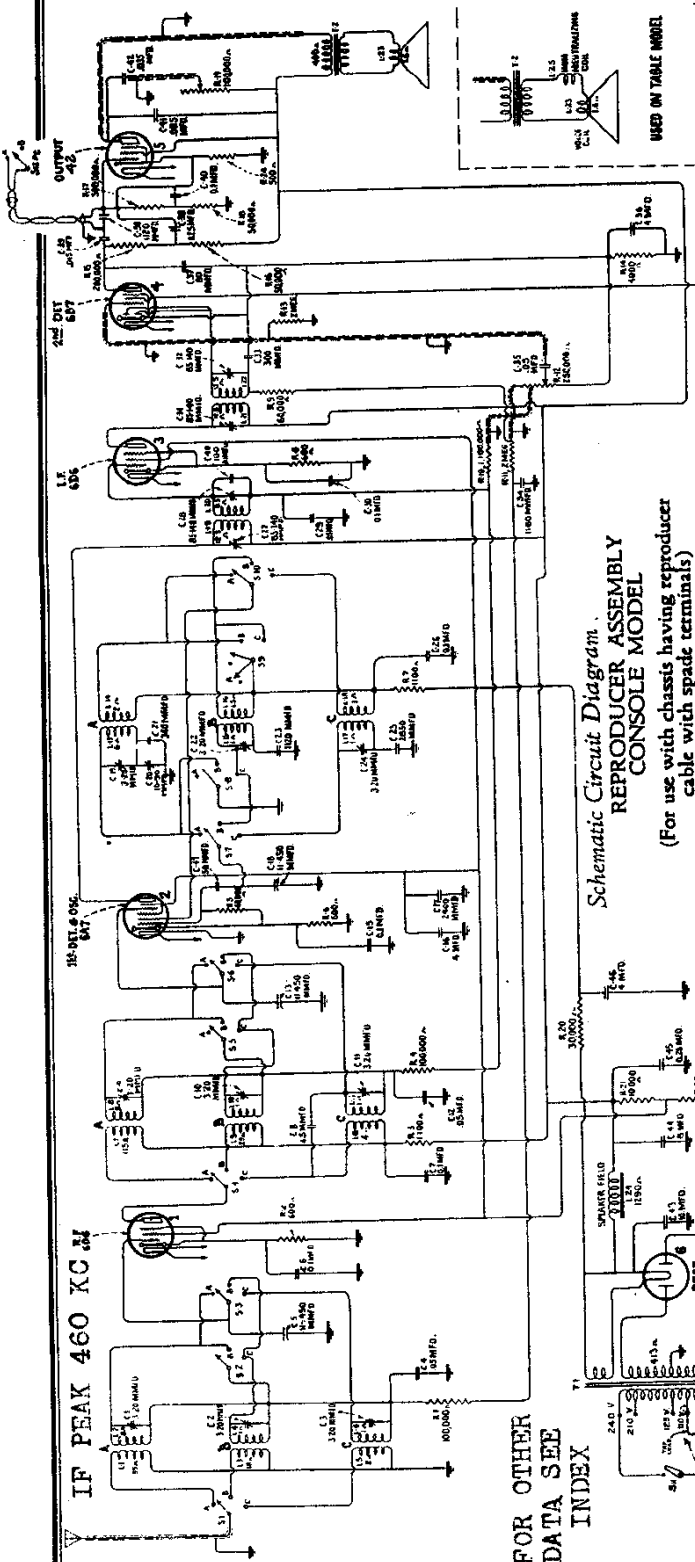
**Riders Volume 6 - RCA 6-33**

**Riders Volume 6 - RCA 6-34**

**Riders Volume 5 - RCA 5-65**

RCA MFG. CO., INC.

MODELS 128,226  
1935 Production  
Schematic, Parts  
Speaker Wiring



Schematic Circuit Diagram

REPRODUCER ASSEMBLY  
CONSOLE MODEL

(For use with chassis having reproducer cable with spade terminals)

Stock No.	Description	List Price	Part No.
4526	Cable—3-conductor—Reproducer cable with spade terminals.....	\$0.32	4634
5085	Cable—3-conductor reproducer cable with female connector.....	.45	4728
9579	Coil—Field coil only.....	2.10	4473
9533	Cone—Reproducer cone mounted and centered on housing.....	3.50	4526
5118	Connector—3-contact male connector for reproducer.....	.25	9460
5119	Connector—3-contact female connector for reproducer cable.....	.25	8935
7818	Reproducer complete—For use with chassis having reproducer cable with spade terminals.....	6.58	9527
9578	Reproducer complete—For use with chassis having cable with connector.....	6.58	4472
4818	Transformer—Output transformer.....	2.15	
4792	Capacitor—.015 mfd. (C39).....	.22	

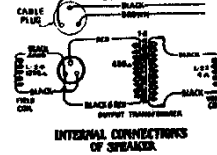
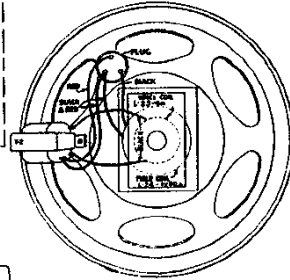
REPRODUCER ASSEMBLY  
TABLE MODEL

REPRODUCER ASSEMBLY  
CONSOLE MODEL

(For use with chassis having reproducer cable with connector)

35	4.32	.26	.32	6.00	5.25	8.00	1.40
.45	.25	.25	4.20	5.25	8.20	1.30	

Console Model Loudspeaker  
(with cable plug)



MODELS 128,226  
1935 Production  
Chassis Wiring

RCA MFG. CO., INC.

