

Service Manual

ORDER NO.
CRT4478

CD RECEIVER

DEH-2200UB /XSUC

DEH-2250UB /XSES



This service manual should be used together with the following manual(s) listed below.
For the parts numbers, adjustments, etc. which are not shown in this manual,
refer to the following manual(s).

Model No.	Order No.	Mech. Module	Remarks
DEH-22UB/XSUC	CRT4454		
CX-3269	CRT4488	S11iPod/USB	CD Mech. Module : Circuit Descriptions, Mech. Descriptions, Disassembly

SAFETY INFORMATION

WARNING

This product may contain a chemical known to the State of California to cause cancer, or birth defects or other reproductive harm.
Health & Safety Code Section 25249.6 - Proposition 65

EXPLODED VIEWS AND PARTS LIST

PACKING(Page 32)

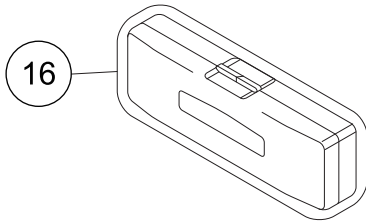
PACKING SECTION PARTS LIST

*:Non spare part

Mark	No.	Description	DEH-22UB/XSUC	DEH-2200UB/XSUC	DEH-2250UB/XSES
B	1	Polyethylene Bag	CEG1173	CEG1173	QEG3001
	4	Screw	BPZ20P060FTC	BPZ20P060FTC	Not used
	7	Screw Assy	YEA5072	YEA5072	YEA5082
	9	Screw	CRZ50P090FTC	CRZ50P090FTC	Not used
	11	Unit Box	YHG5557	YHG5556	YHG5533
	12	Contain Box	YHL5557	YHL5556	YHL5533
	13	Protector	YHP5071	YHP5071	YHP5069
	14	Protector	YHP5072	YHP5072	YHP5070
	C	15-1 Warranty Card	CRY1276	CRY1276	Not used
		15-2 Owner's Manual	YRD5305	YRD5301	YRD5302
	16	Case Assy	Not used	Not used	YXB5009

Owner's Manual

Part No.	Language
YRD5301	English, French, Spanish(Espanol)
YRD5302	English, Spanish(Espanol), Portuguese(B), Traditional Chinese, Arabic



EXTERIOR(1)(Page 34)

EXTERIOR(1) SECTION PARTS LIST

Mark	No.	Description	DEH-22UB/XSUC	DEH-2200UB/XSUC	DEH-2250UB/XSES
E	7	Detachable Assy	YXA5680	YXA5668	YXA5669
	24	Grille Unit	YXA5688	YXA5643	YXA5641
	25	Knob Unit	YXC5124	YXC5123	YXC5123

EXTERIOR(2)(Page 36)

EXTERIOR(2) SECTION PARTS LIST

Mark	No.	Description	DEH-22UB/XSUC	DEH-2200UB/XSUC	DEH-2250UB/XSES
F	7	CD Mechanism Module(S11)	CXK5870	CXK5860	CXK5860
	10	Tuner Amp Unit	YWM5449	YWM5429	YWM5430
	17	Holder	YND5045	YND5045	YND5043

ELECTRICAL PARTS LIST(Page 66)

TUNER AMP UNIT

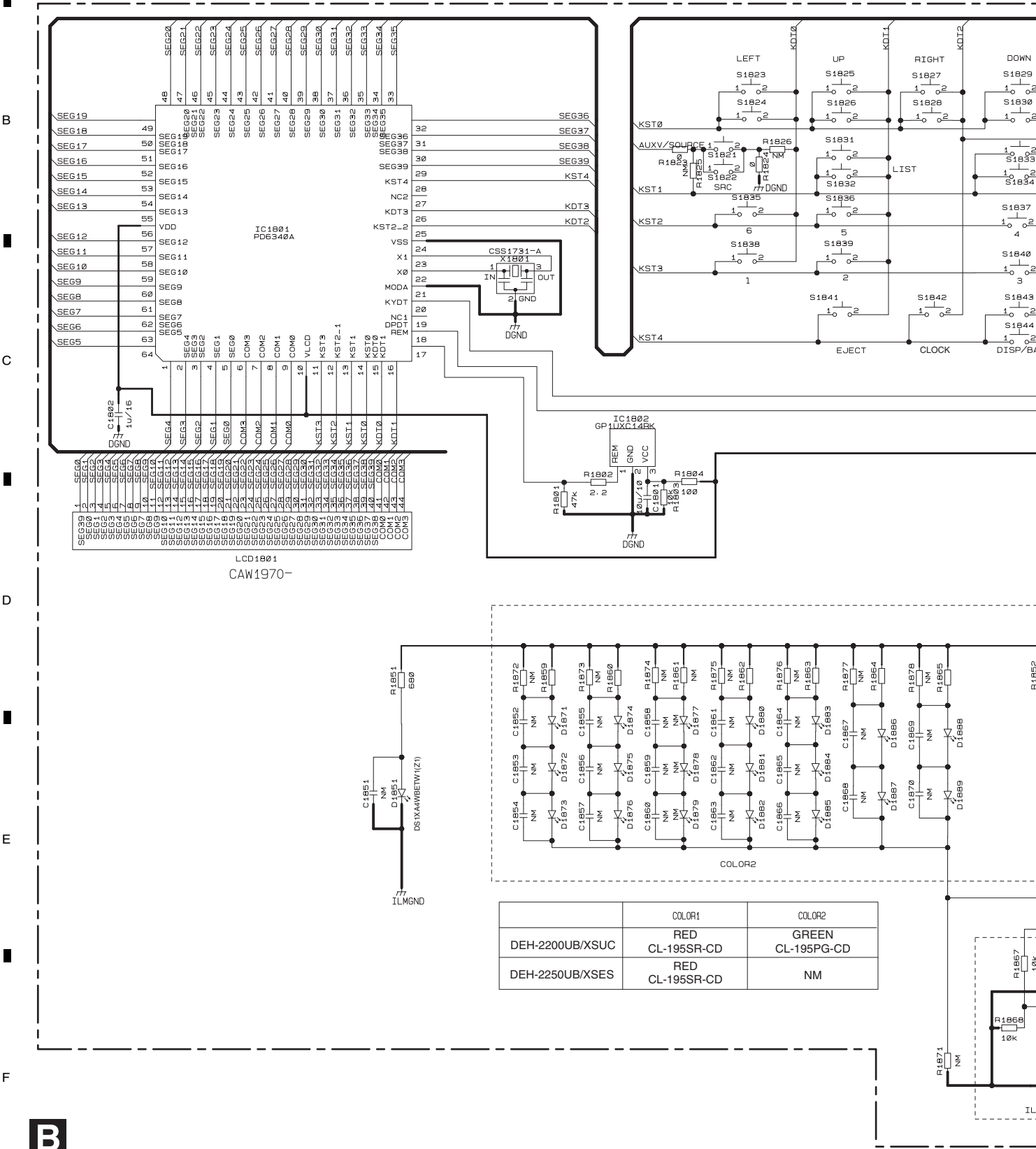
Circuit Symbol and No.	Part Name	DEH-22UB/XSUC	DEH-2200UB/XSUC	DEH-2250UB/XSES
D601	Diode	Not used	Not used	RB551V-30
D602	Diode	Not used	Not used	RB751V-40
CN941	Connector	Not used	Not used	CKS4124
R676		Not used	RS1/16SS473J	Not used
R677		RS1/16SS473J	Not used	RS1/16SS473J
R680		RS1/16SS273J	RS1/16SS273J	Not used
R941		Not used	Not used	RS1/10SR102J
R942		Not used	Not used	RS1/10SR102J
C941		Not used	Not used	CKSRYB103K50
C942		Not used	Not used	CKSRYB103K50

For the information of the parts that are added to this model, please refer to the following manual (CRT4454).

KEYBOARD UNIT

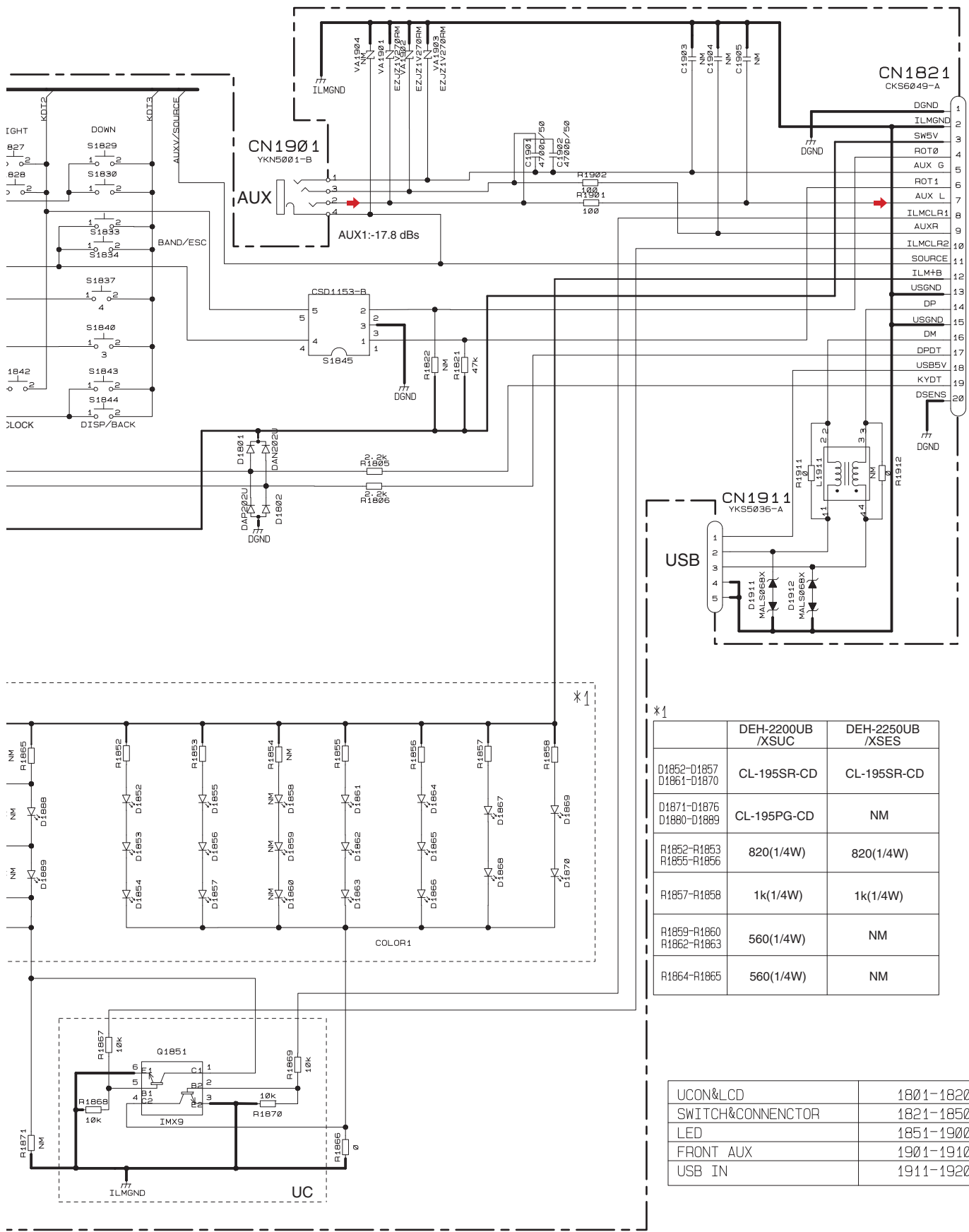
Circuit Symbol and No.	Part Name	DEH-22UB/XSUC	DEH-2200UB/XSUC	DEH-2250UB/XSES
Q1851	Transistor	Not used	IMX9	Not used
D1871	LED	Not used	CL-195PG-CD	Not used
D1872	LED	Not used	CL-195PG-CD	Not used
D1873	LED	Not used	CL-195PG-CD	Not used
D1874	LED	Not used	CL-195PG-CD	Not used
D1875	LED	Not used	CL-195PG-CD	Not used
D1876	LED	Not used	CL-195PG-CD	Not used
D1880	LED	Not used	CL-195PG-CD	Not used
D1881	LED	Not used	CL-195PG-CD	Not used
D1882	LED	Not used	CL-195PG-CD	Not used
D1883	LED	Not used	CL-195PG-CD	Not used
D1884	LED	Not used	CL-195PG-CD	Not used
D1885	LED	Not used	CL-195PG-CD	Not used
D1886	LED	Not used	CL-195PG-CD	Not used
D1887	LED	Not used	CL-195PG-CD	Not used
D1888	LED	Not used	CL-195PG-CD	Not used
D1889	LED	Not used	CL-195PG-CD	Not used
R1859		Not used	RS1/4SA561J	Not used
R1860		Not used	RS1/4SA561J	Not used
R1862		Not used	RS1/4SA561J	Not used
R1863		Not used	RS1/4SA561J	Not used
R1864		Not used	RS1/4SA681J	Not used
R1865		Not used	RS1/4SA681J	Not used
R1866		RS1/10SR0R0J	Not used	RS1/10SR0R0J
R1867		Not used	RS1/10SR103J	Not used
R1868		Not used	RS1/10SR103J	Not used
R1869		Not used	RS1/10SR103J	Not used
R1870		Not used	RS1/10SR103J	Not used

SCHEMATIC DIAGRAM
KEYBOARD UNIT



DEH-2200UB/XSUC

B KEYBOARD UNIT



DEH-2200UB/XSUC

CD CORE UNIT

Circuit Symbol and No.	Part Name	DEH-22UB/XSUC	DEH-2200UB/XSUC DEH-2250UB/XSES
A IC205 Q201 R250 R252 R273	IC Transistor	Not used Not used Not used Not used Not used	341S2162 2SA1577 RS1/16SS101J RS1/16SS101J RS1/16SS103J
B R277 R280 R290 R292 R293		Not used RS1/16SS103J RS1/16SS103J Not used Not used	RS1/16SS103J Not used Not used RS1/16SS272J RS1/16SS472J
C295 C290 C294		Not used Not used Not used	RS1/16SS473J CKSSYB104K10 CKSSYB104K10

For the information of the parts that are added to this model, please refer to the following manual (CRT4454).