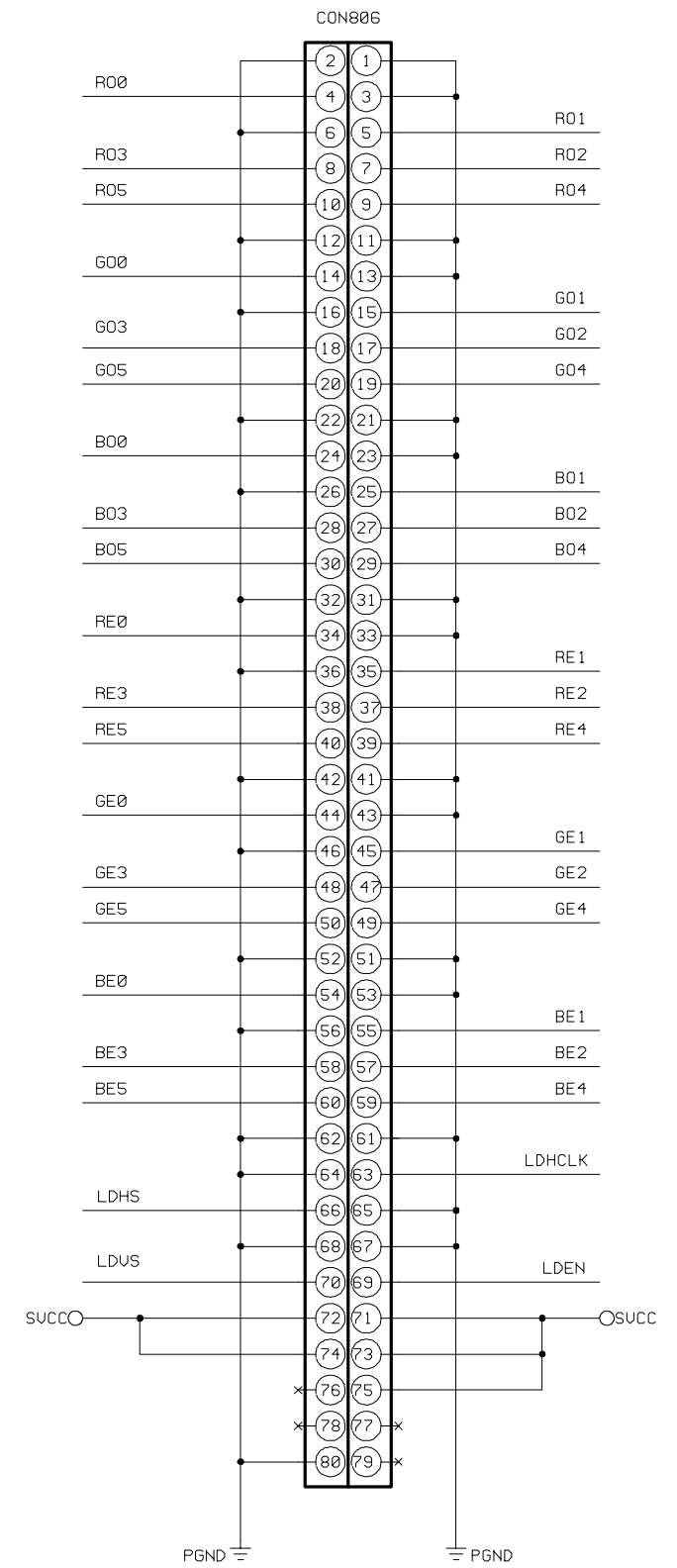
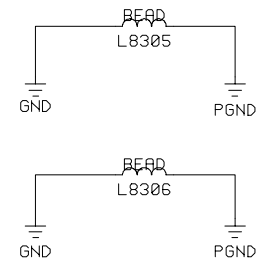
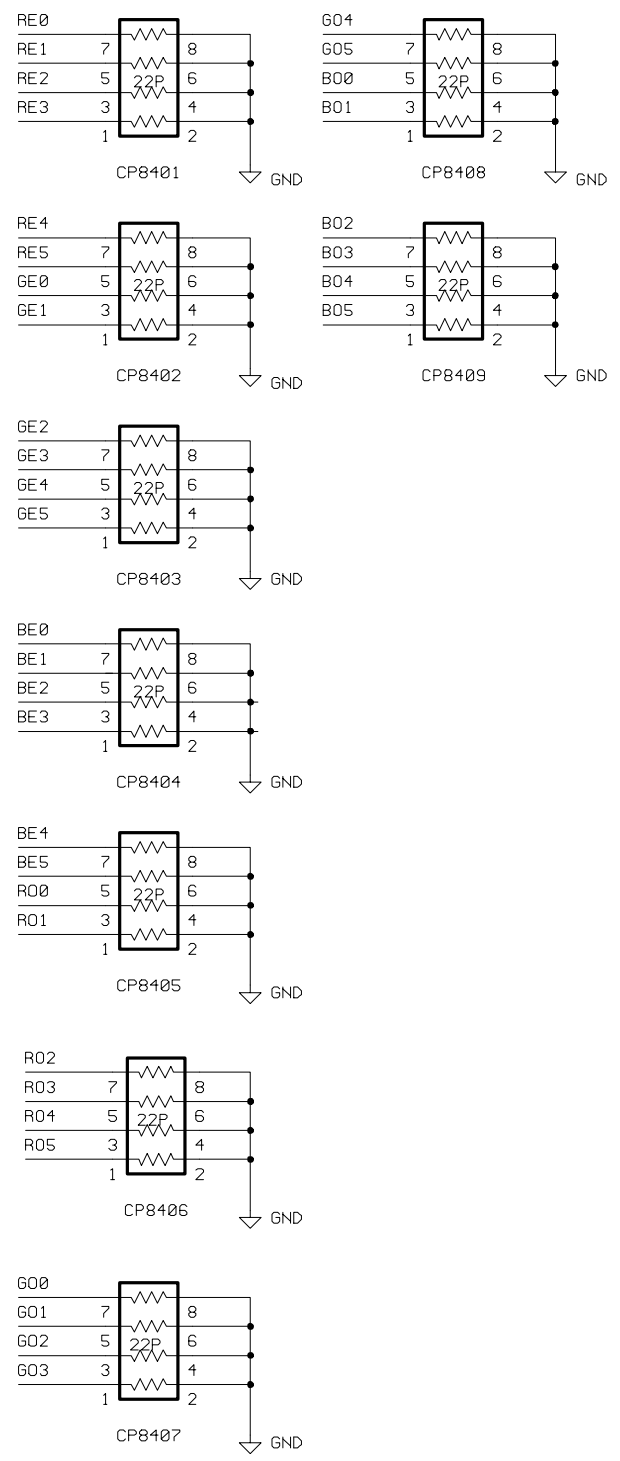
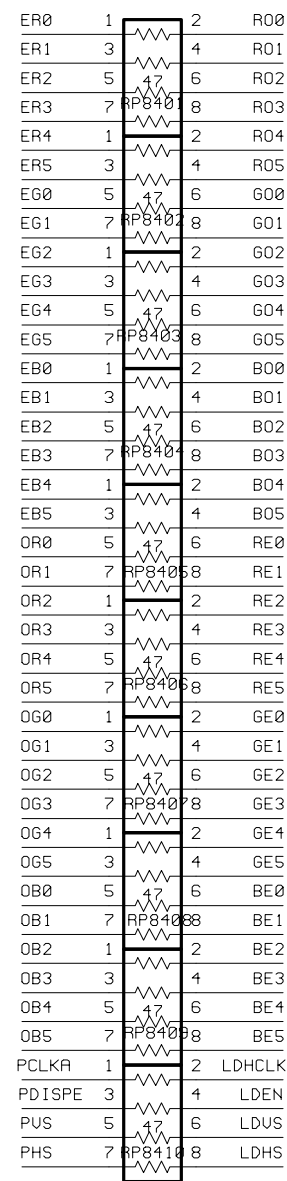
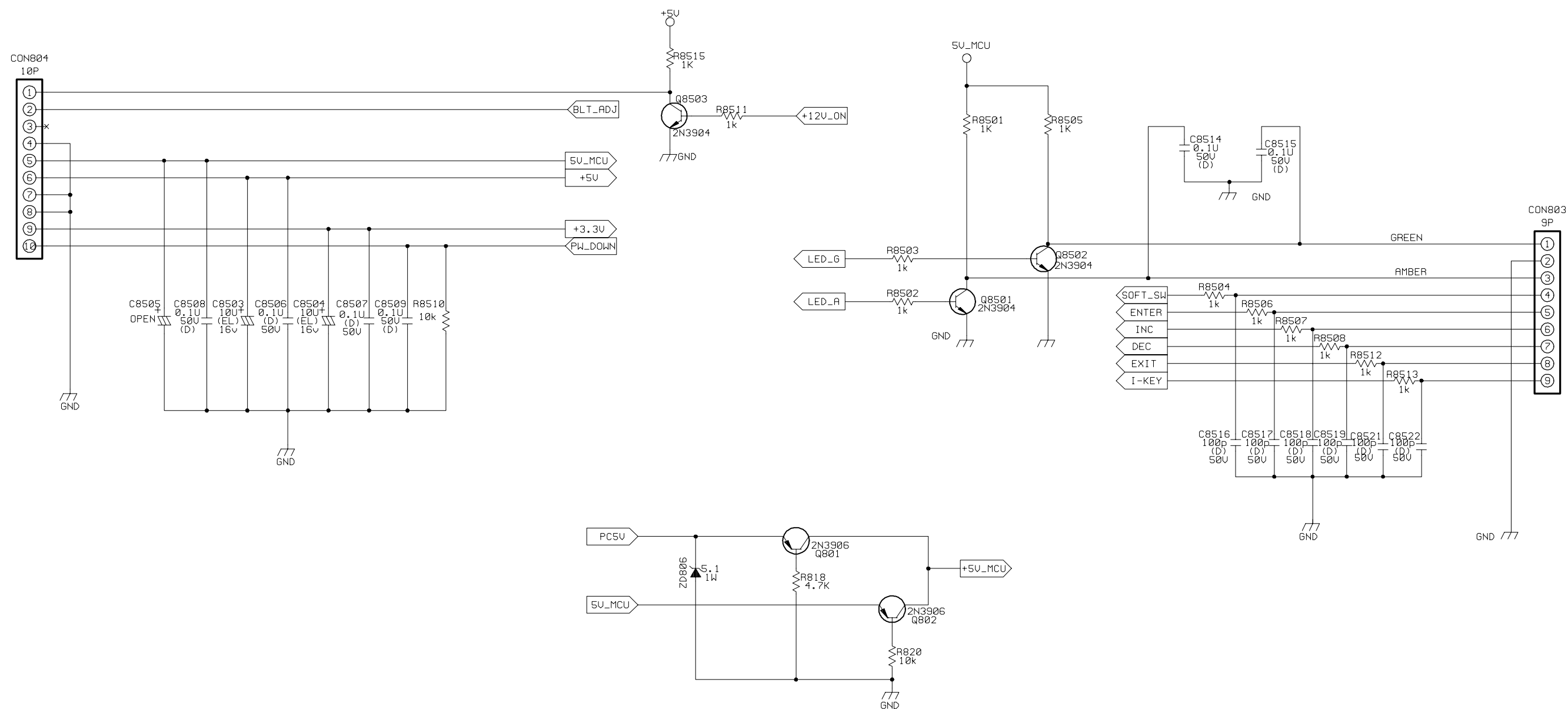
 Acer Communications & Multimedia				
FP553 INTERFACE B/D SCHEMATICS				
SIZE A3	L2901B10.SCH	FAB B10	Doc.No. 304-C05	REV. 1
DATE : 6/19/2001		Sheet	1	OF 5
Project Code.		99.L2972.001		
Prepared By		Reviewed By		Approved By
UICKI CHANG 6/19/01		HSIN-TE YU 6/19/01		T.S.WU 6/19/01






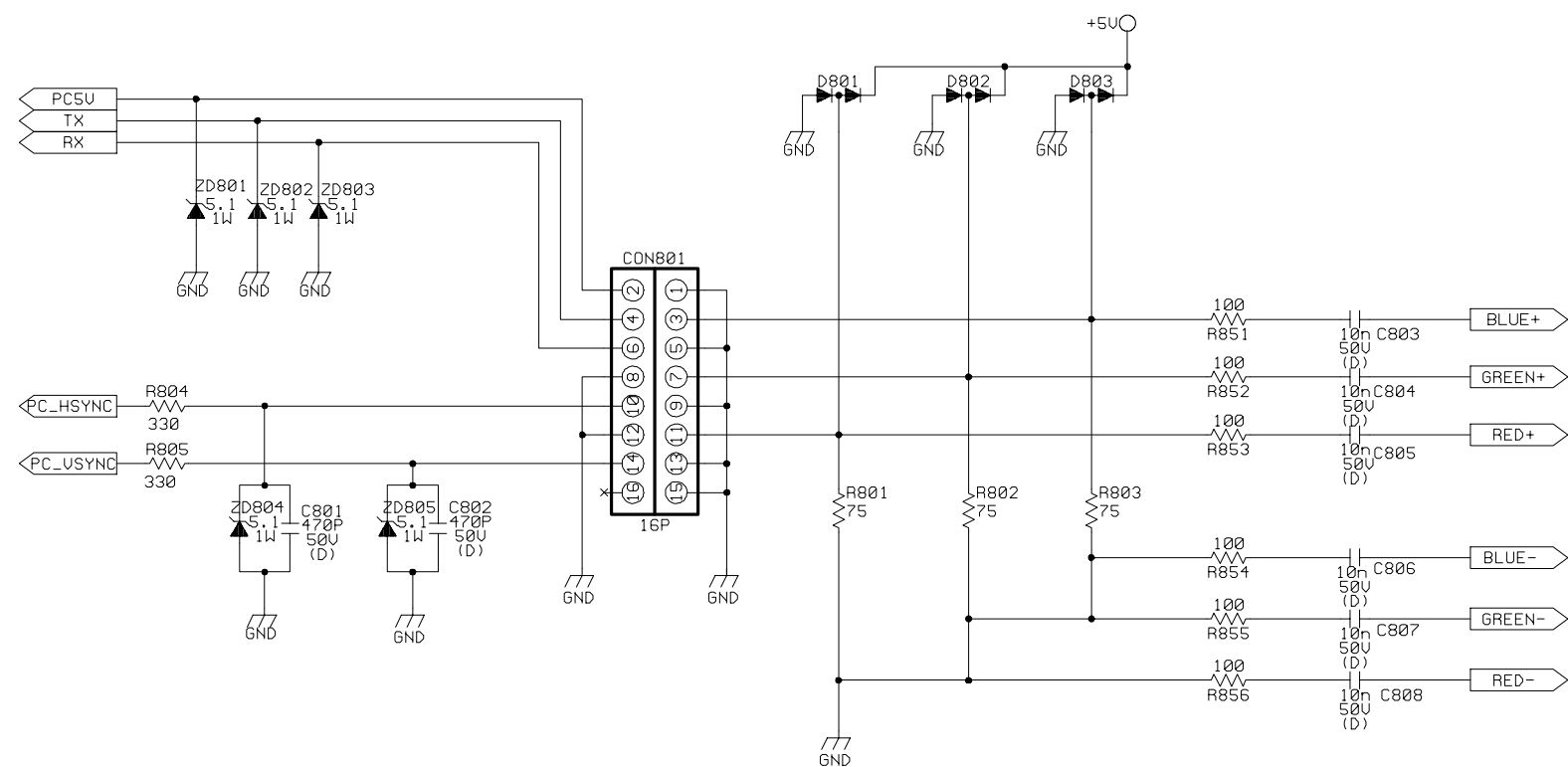
NOTES:  
1. Resistor values are in ohm, K=1,000 ohm, M=1,000,000 ohm  
2. All resistors are 1/8 watt, 5% except where otherwise indicated  
0.00      $\nabla$       $\nabla$       $\nabla$      Represents PCB common ground.

acer Acer Communications & Multimedia				
FP553 INTERFACE B/D SCHEMATICS				
SIZE A3	L2901B10.SCH	FAB B10	Doc.No. 304-C05	REV. 1
DATE : 6/19/2001		Sheet	3	OF 5
Project Code. 99.L2972.001				
Prepared By VICKI CHANG 6/19/01		Reviewed By HSIN-TE YU 6/19/01		Approved By T.S.WU 6/19/01



NOTES:  
 1. Resistor values are in ohm, K=1,000 ohm, M=1,000,000 ohm  
 2. All resistors are 1/8 watt, 5% except where otherwise indicated  
 0.00  $\nabla$   $\pm$  Represents PCB common ground.

 Acer Communications & Multimedia				
FP553 INTERFACE B/D SCHEMATICS				
SIZE A3	L2901B10.SCH	FAB B10	Doc.No. 304-C05	REV. 1
DATE : 6/19/2001		Sheet	4	OF 5
Project Code. 99.L2972.001				
Prepared By VICKI CHANG 6/19/01		Reviewed By HSIN-TE YU 6/19/01		Approved By T.S.WU 6/19/01



- NOTES:
1. Resistor values are in ohm, K=1,000 ohm, M=1,000,000 ohm
  2. All resistors are 1/8 watt, 5% except where otherwise indicated
  3.  $\nabla$   $\nabla$   $\nabla$  Represents PCB common ground.

**acer** Acer Communications & Multimedia

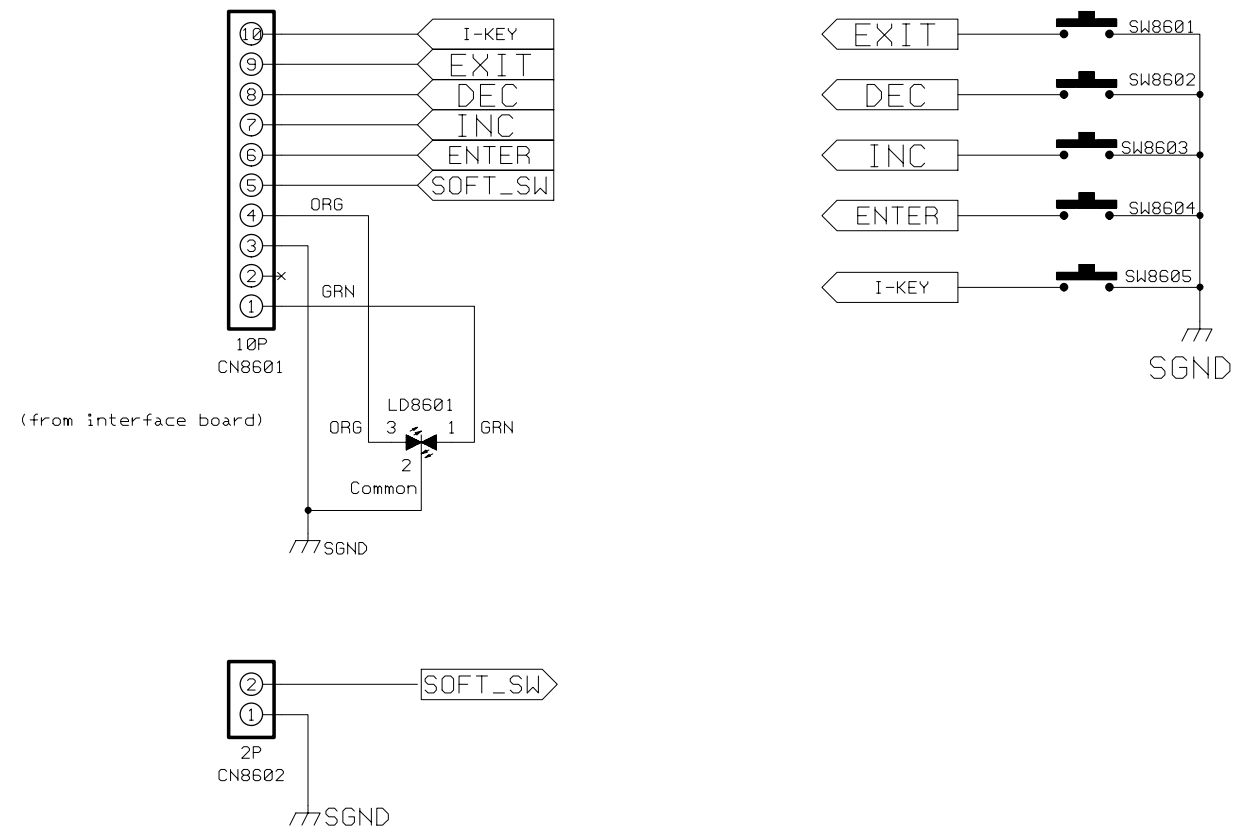
FP553 INTERFACE B/D SCHEMATICS

SIZE A3	L2901B10.SCH	FAB B10	Doc.No. 304-C05	REV. 1
------------	--------------	------------	--------------------	-----------

DATE : 6/19/2001	Sheet 5 OF 5
------------------	--------------

Project Code. 99.L2972.001

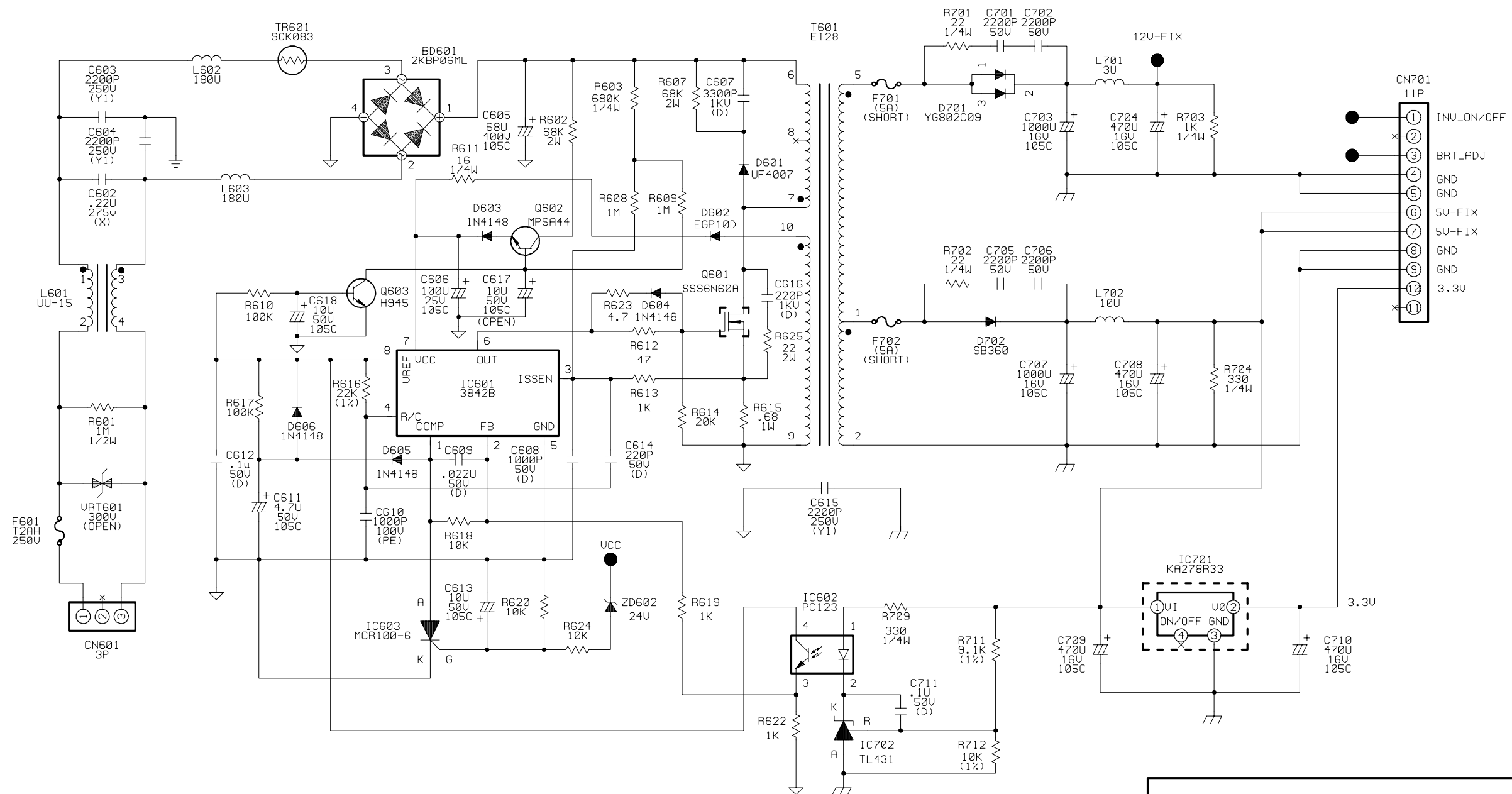
Prepared By VICKI CHANG 6/19/01	Reviewed By HSIN-TE YU 6/19/01	Approved By T.S.WU 6/19/01
---------------------------------------	--------------------------------------	----------------------------------




- NOTES:
1. Resistor values are in ohm, K=1,000 ohm, M=1,000,000 ohm
  2. All resistors are 1/8 watt, 5% except where otherwise indicated
  3.  $\text{---} \nabla \text{---}$  Represents PCB common ground.

Acer Communications & Multimedia Inc.				
FPFF3 CONTROL BOARD SCHEMATICS				
SIZE A4	L2902A04.SCH	FAB A04	Doc.No. 304-C02	REV. 1
DATE : 4/1/2001		Sheet	1	OF 1
Project Code. 99.L2972.001				
Prepared By VICKI CHANG 4/2/01		Reviewed By JIMMY J SU 4/2/01		Approved By T.S.WU 4/2/01

NOTES: 1. Resistor values are in ohm, K=1,000 ohm, M=1,000,000 ohm  
2. All resistors are SMD 0805, 5% except where otherwise indicated  
3.  $\nabla \equiv$  Represents PCB common ground.



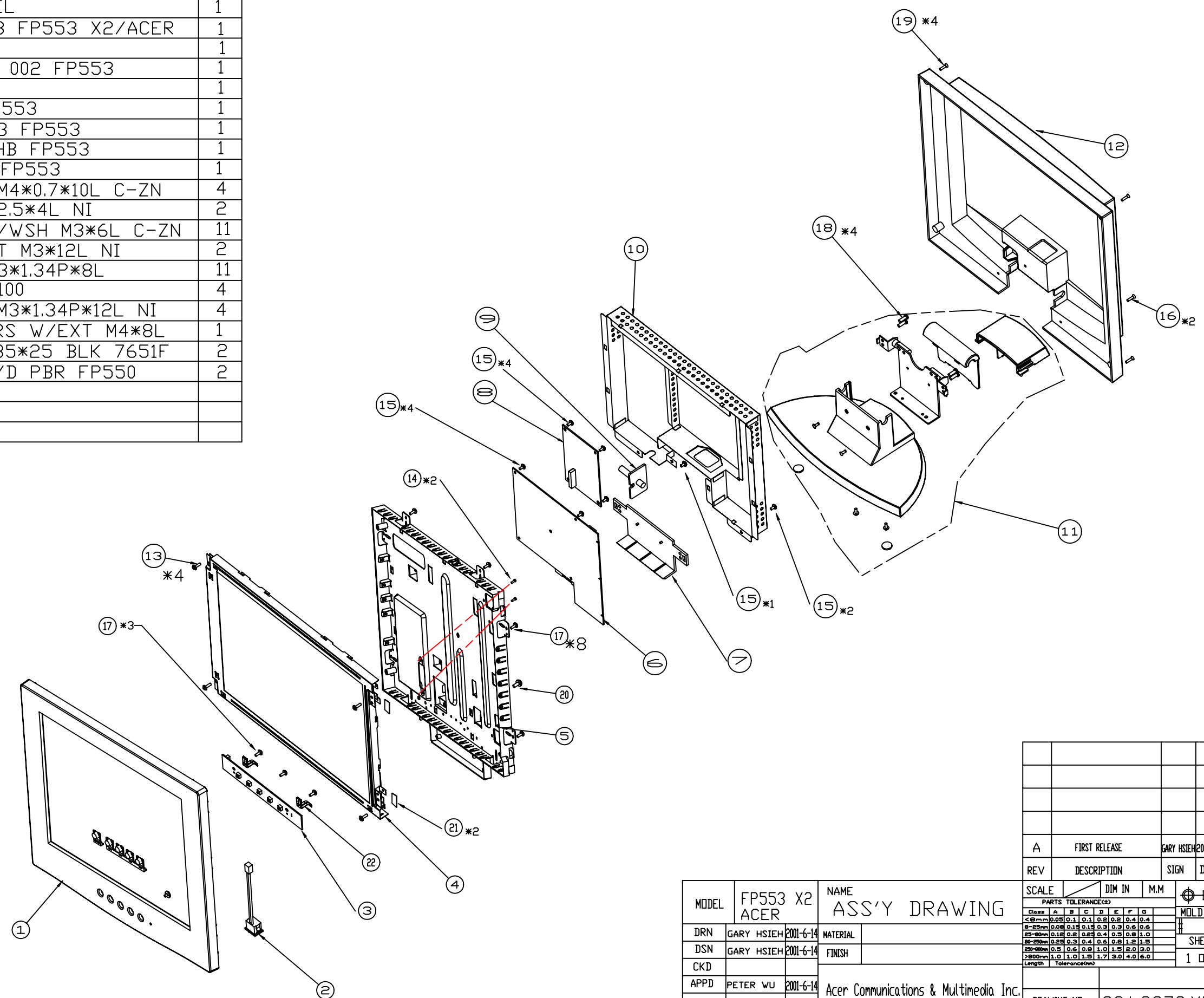
NOTES: 1. Resistor values are in ohm, K=1,000 ohm, M=1,000,000 ohm  
 2. All resistors are SMD 0805, 5% except where otherwise indicated  
 3.  $\nabla$   $\nabla$   $\nabla$  Represents PCB common ground.

 Acer Communications & Multimedia				
ACERVIEW FP553 SPS SCHEMATICS				
SIZE A4	L2903B10.SCH	FAB B10	Doc.No. 304-C04	REV. 1
DATE : 6/19/2001		Sheet 2 OF 2		
Project Code. 99.L2972.001				
Prepared By VICKI CHANG 6/19/01		Reviewed By HSIN-TE YU 6/19/01		Approved By T.S.WU 6/19/01



A  
B  
C  
D  
E  
F  
G

ITEM	PART NUMBER	DESCRIPTION	Q'TY
1	60.L2912.XXX	BZL ABS HB FP553/ACER	1
2	60.L2908.001	ASSY SW+WIRE FP553	1
3	55.L2902.001	CONTRL BD	1
4	56.91L33.001	ADT-X2 LCD PANEL	1
5	60.L2914.XXX	BKT-PNL SECC 0.8 FP553 X2/ACER	1
6	55.L2903.002	POWER B/D	1
7	42.75M07.XXX	CVR U/C ABS HB 002 FP553	1
8	55.L2901.002	INTERFACE BD	1
9	50.L2902.XXX	SIGNAL CABLE FP553	1
10	33.L2902.XXX	SHD-PNL SPTC 0.3 FP553	1
11	60.L2906.XXX	ASSY BASE ABS HB FP553	1
12	39.L2901.XXX	U/C ABS HB 002 FP553	1
13	86.1A523.100	SCRW MACH PAN M4*0.7*10L C-ZN	4
14	86.1A523.4R0	SCRW TAP PAN M2.5*4L NI	2
15	86.VG434.6R0	SCRW TAP PAN F/WSH M3*6L C-ZN	11
16	86.5A524.8R0	SCREW MACH FLAT M3*12L NI	2
17	86.WA314.8R0	SCRW TAP CAP M3*1.34P*8L	11
18	86.00075.100	SCRW NYLOK M4*100	4
19	86.XA514.120	SCRW TAP FLAT M3*1.34P*12L NI	4
20	86.00010.161	SCRW TAP TLE TRS W/EXT M4*8L	1
21	38.04054.071	TAPE ADHESIVE 35*25 BLK 7651F	2
22	31.75M01.021	PLT GND CTRL B/D PBR FP550	2
23			
24			
25			



MODEL	FP553 X2 ACER	NAME	ASS'Y DRAWING
DRN	GARY HSIEH 2001-6-14	MATERIAL	
DSN	GARY HSIEH 2001-6-14	FINISH	
CKD			
APPD	PETER WU 2001-6-14	Acer Communications & Multimedia Inc.	
		DRAWING NO.	99.L2972.XXX

SCALE		DIM IN	M.M	
PARTS TOLERANCE(S)				
Class	A	B	C	D
<6mm	0.05	0.1	0.1	0.2
6-25mm	0.08	0.15	0.3	0.5
25-50mm	0.12	0.25	0.4	0.8
50-100mm	0.25	0.4	0.6	1.2
100-200mm	0.5	0.8	1.0	2.0
>200mm	1.0	1.5	2.0	4.0
Length	Tolerance(mm)			

REV	A	FIRST RELEASE	GARY HSIEH	2001-6-14
REV		DESCRIPTION	SIGN	DATE
		MOLD NO.		
		SHEET		
		1 OF 1		

A  
B  
C  
D  
E  
F  
G