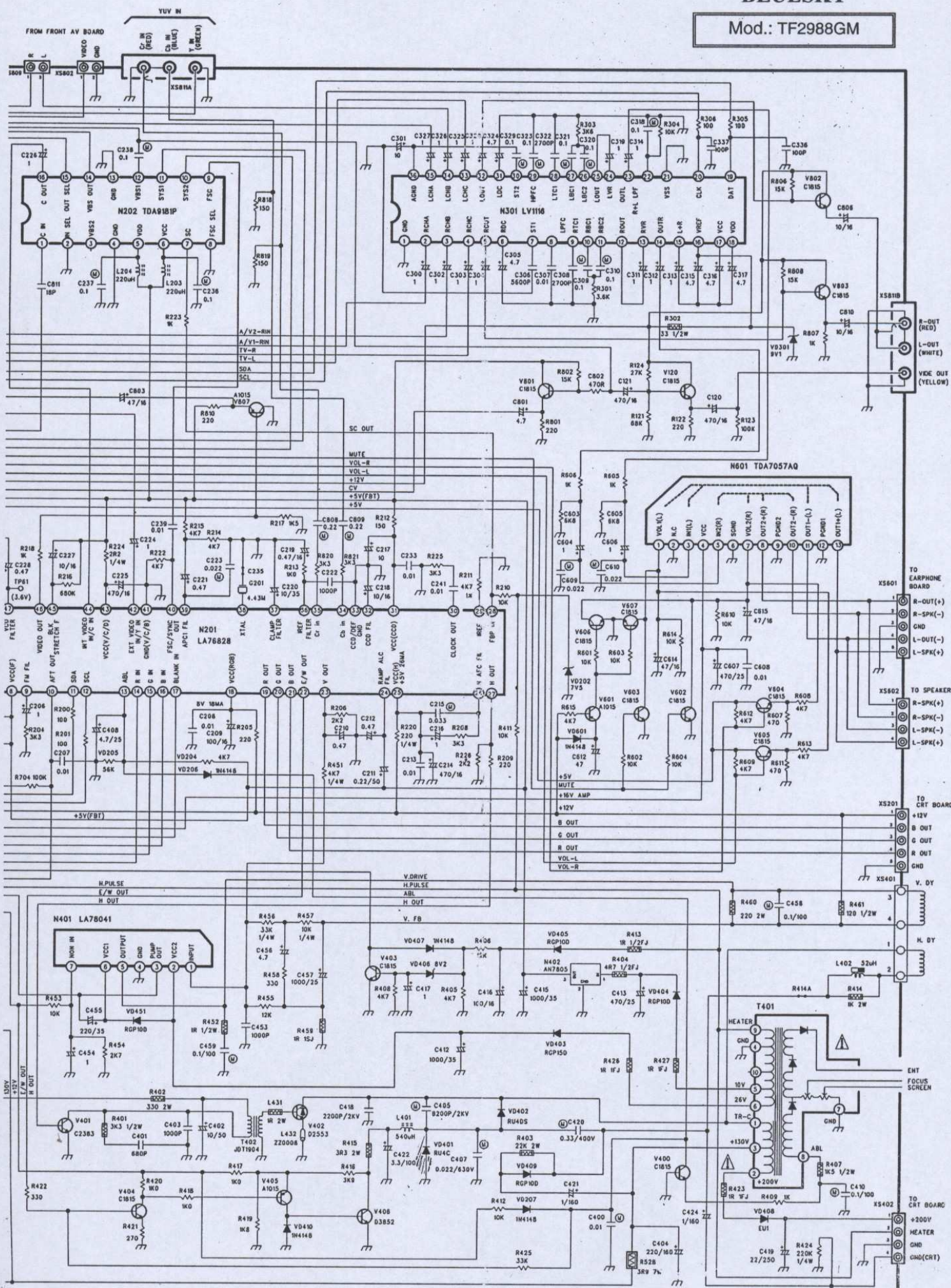


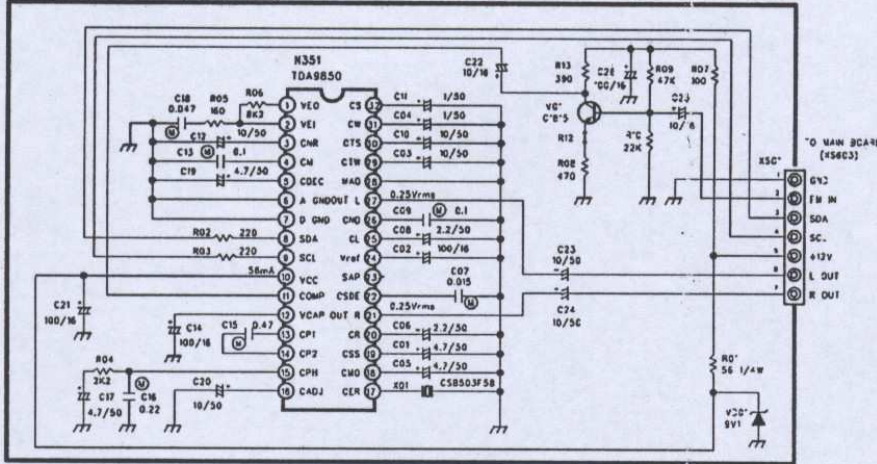
Mod.: TF2988GM



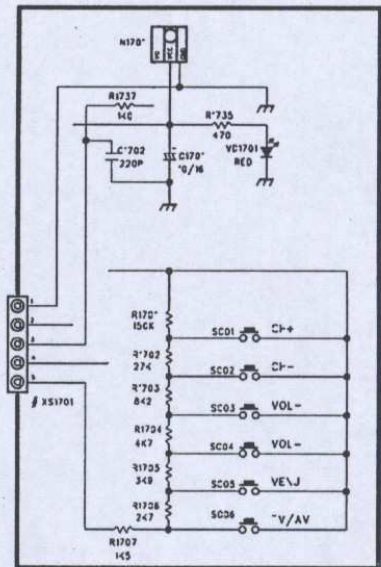
BLUESKY

Mod.: TF2988GM

BTSC/SAP BOARD(TDA9850)

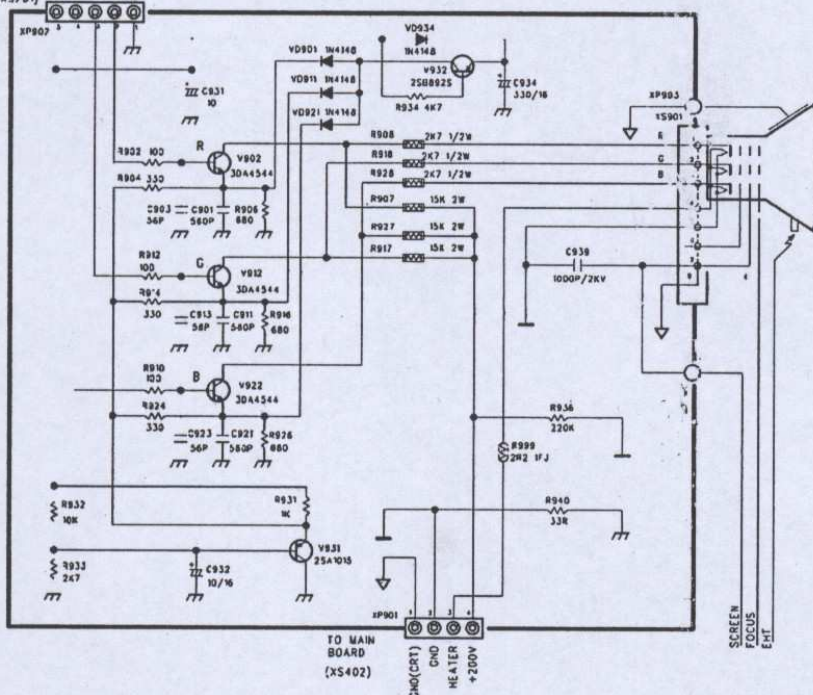


FRONT RECEIVE/KEY BOARD

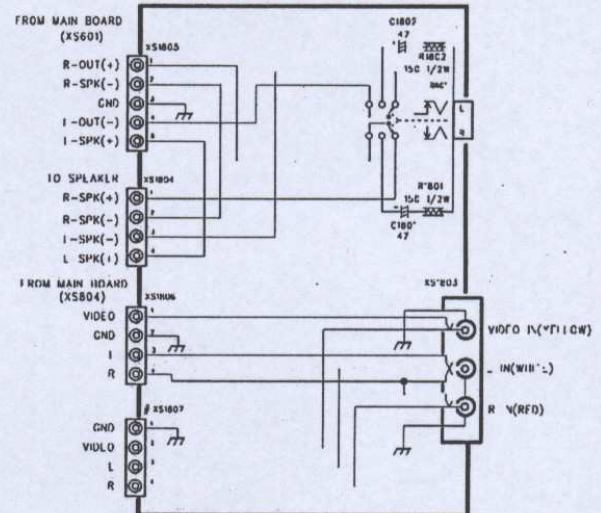


XS170(1)(2)(3) TO MAIN BOARD XS703
XS170(4)(5) TO MAIN BOARD XS702

CRT BOARD



FRONT A/V BOARD



XS1807(1)(2) TO MAIN BOARD XS802
XS1807(3)(4) TO MAIN BOARD XS809

N201 PIN VOLTAGE(V)

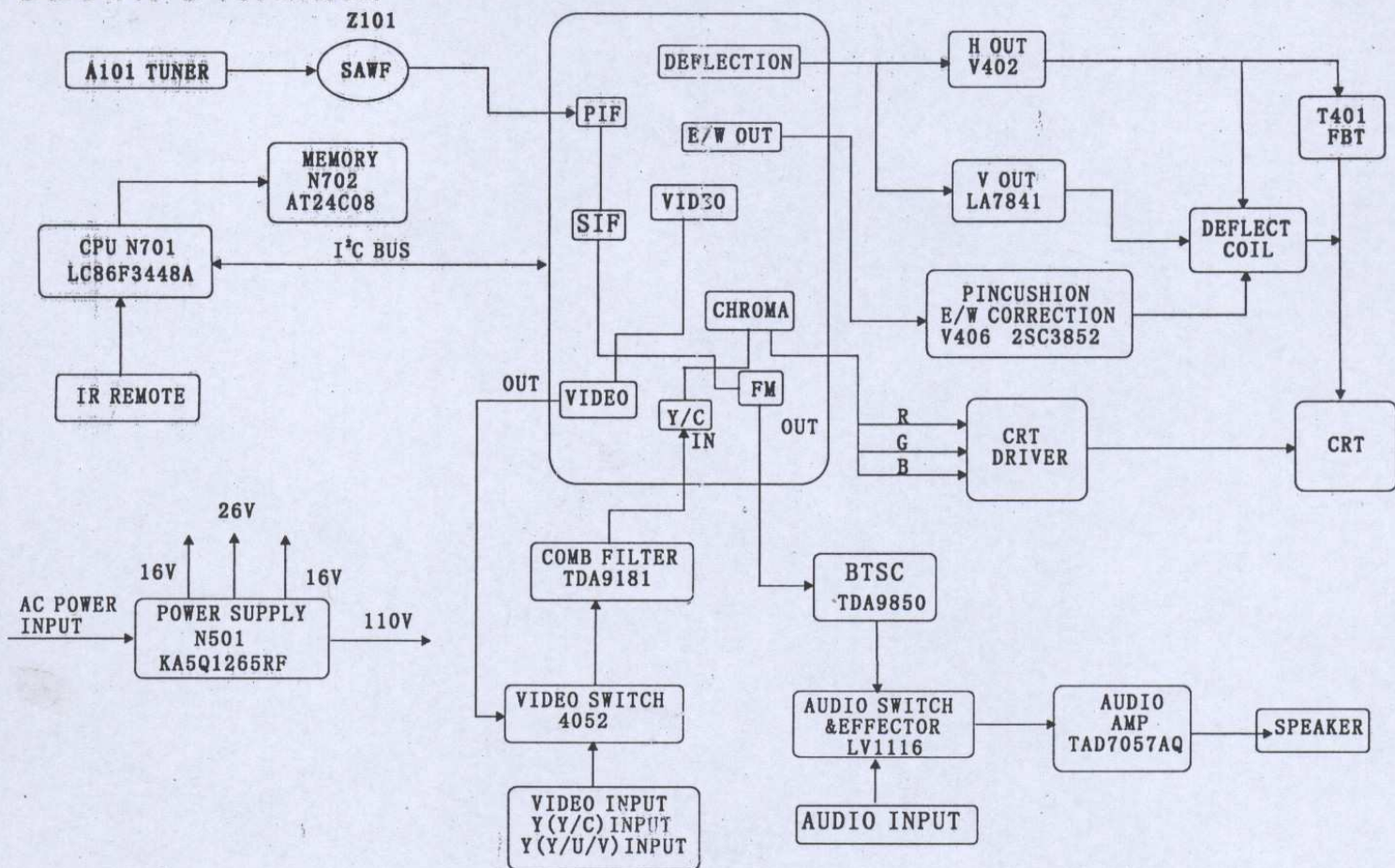
pin1	pin2	pin3	pin4	pin5	pin6	pin7	pin8	pin9	pin10	pin11	pin12	pin13	pin14
2.12	2.32	0.09	4.18	2.87	2.87	0	4.93	2.74	2.46	3.25	3.55	4.55	0.10
pin15	pin16	pin17	pin18	pin19	pin20	pin21	pin22	pin23	pin24	pin25	pin26	pin27	pin28
0.10	3.77	2.31	8.24	0	1.62	3.40	1.84	2.28	2.63	5.44	2.65	1.45	0.24
pin29	pin30	pin31	pin32	pin33	pin34	pin35	pin36	pin37	pin38	pin39	pin40	pin41	pin42
1.69	0.93	4.19	7.81	0	2.45	2.45	3.21	1.64	2.63	3.21	0.56	0	2.42
pin43	pin44	pin45	pin46	pin47	pin48	pin49	pin50	pin51	pin52	pin53	pin54		
4.63	2.31	2.28	3.68	2.58	4.11	4.11	2.11	2.29	2.02	2.35	3.4		

N701 PIN VOLTAGE(V)

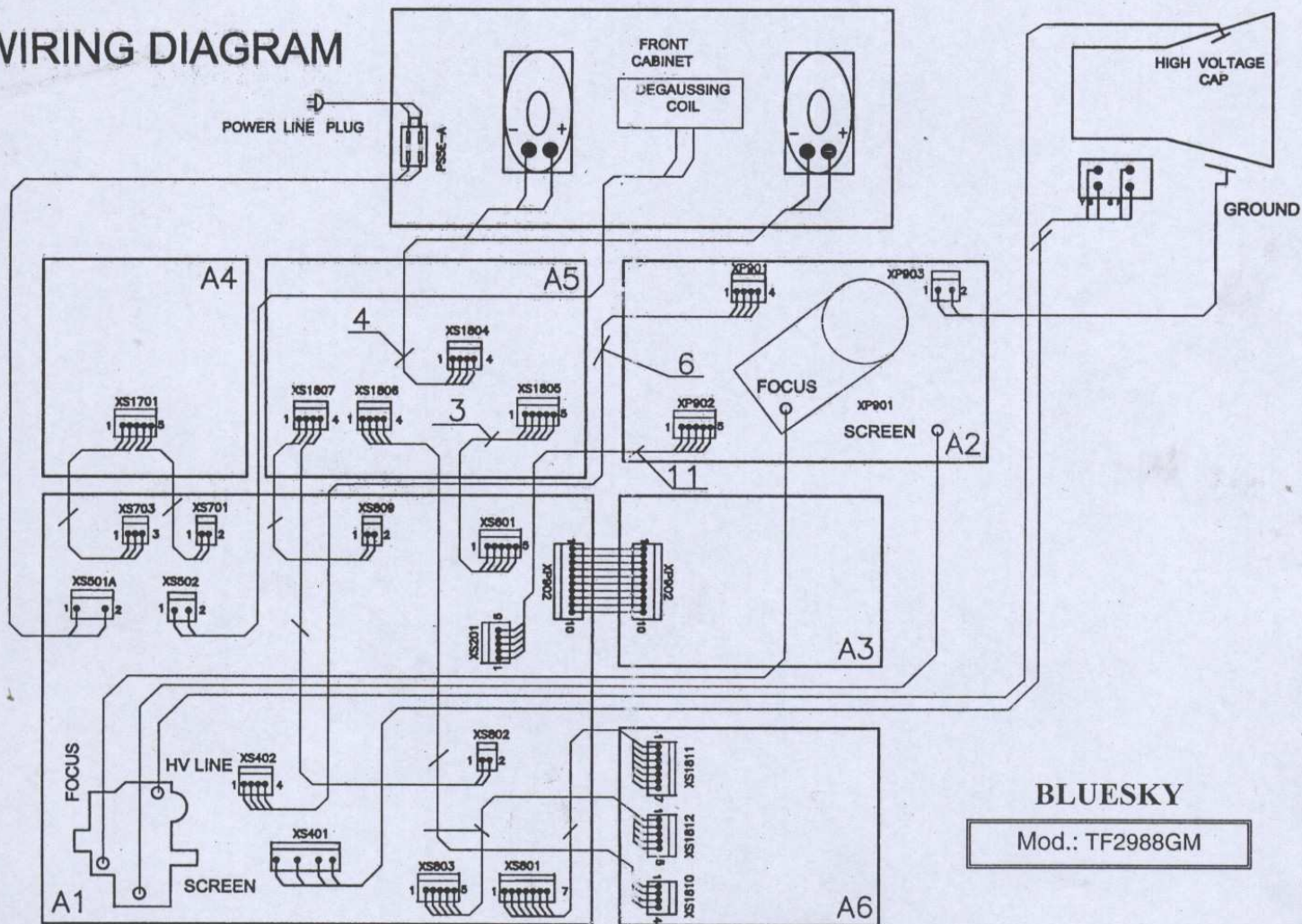
pin1	pin2	pin3	pin4	pin5	pin6	pin7	pin8	pin9
4.48	4.48	3.15	3.45	0	2.25	2.56	4.95	0.23
pin10	pin11	pin12	pin13	pin14	pin15	pin16	pin17	pin18
2.46	2.32	0	4.92	3.35	2.49	3.63	4.51	4.05
pin19	pin20	pin21	pin22	pin23	pin24	pin25	pin26	pin27
0.02	0.02	3.72	3.68	0.05	4.94	3.45	0.02	2.30
pin28	pin29	pin30	pin31	pin32	pin33	pin34	pin35	pin36
4.28	0.01	0.01	2.41	0	0.04	0.04	4.85	0.03

BLOCK DIAGRAM

N101 LA75828



WIRING DIAGRAM



BLUESKY

Mod.: TF2988GM