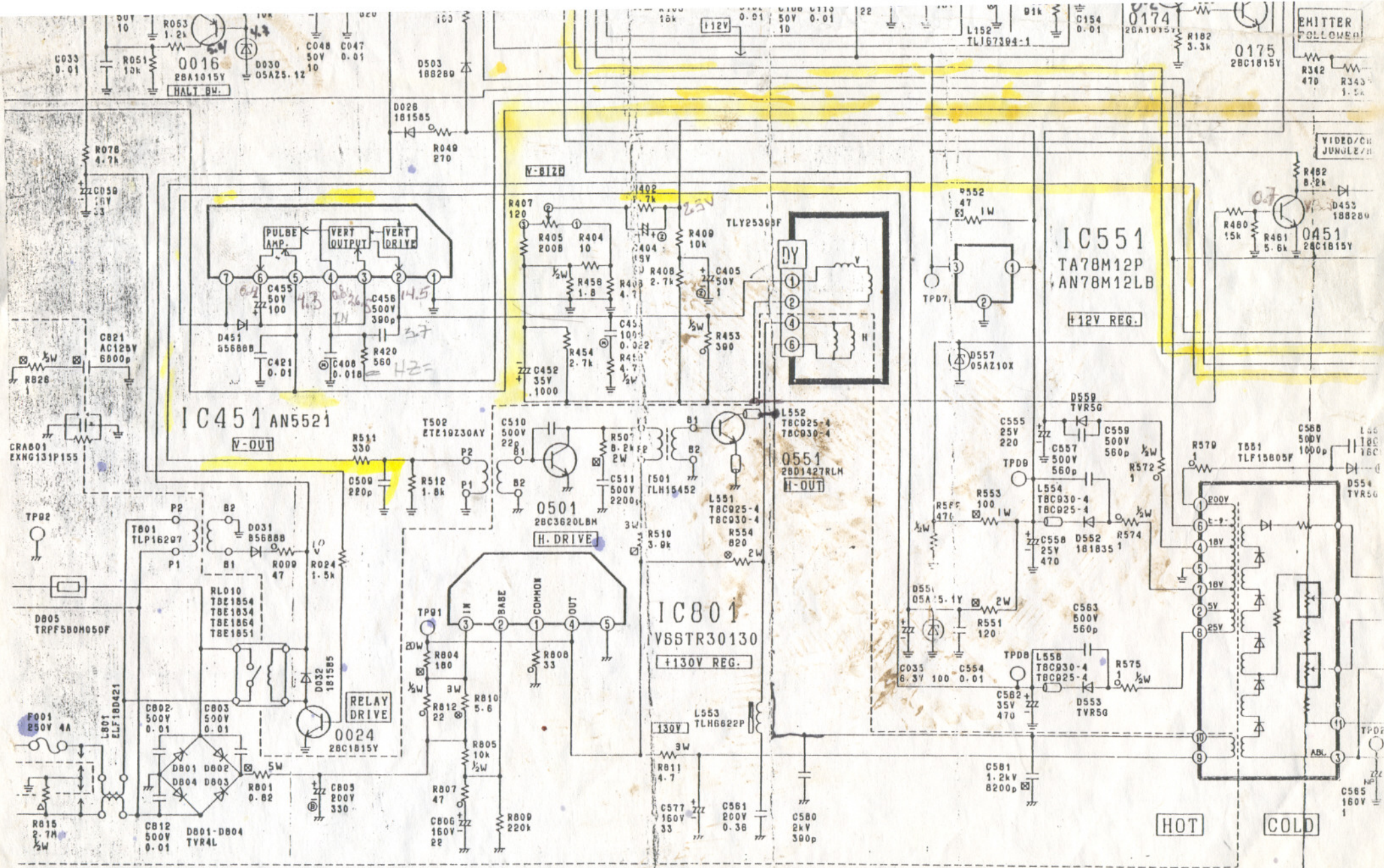


(13) Tanasone
CT2/SIR
GT145/R

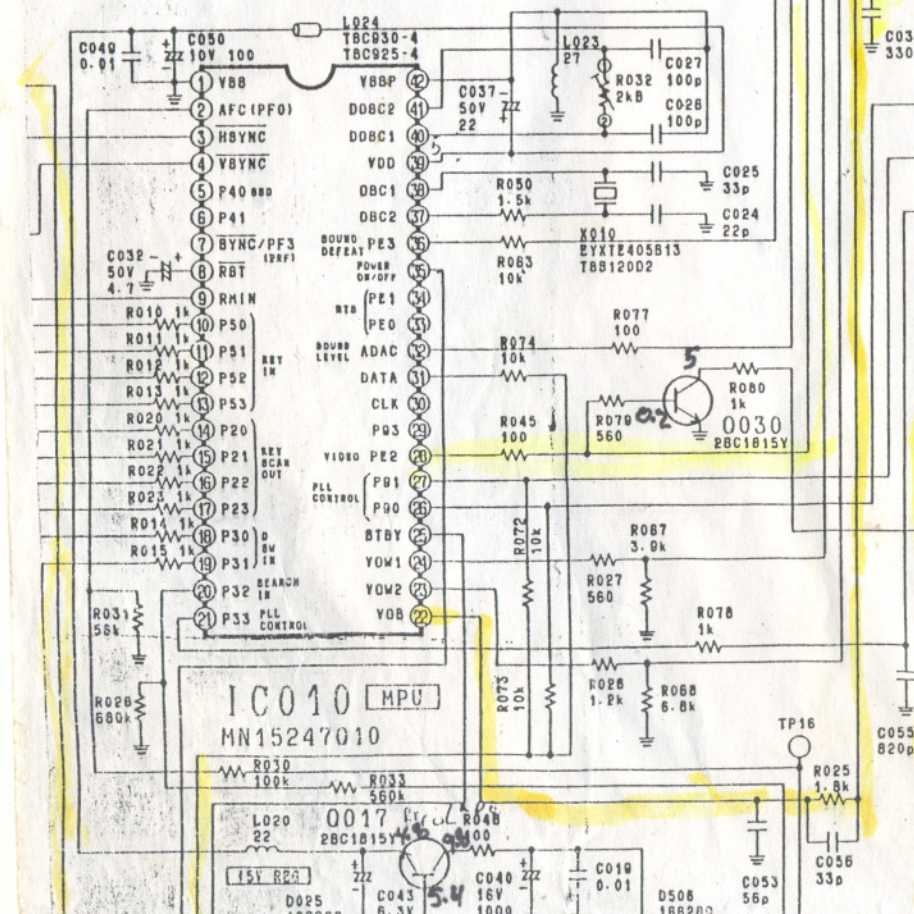


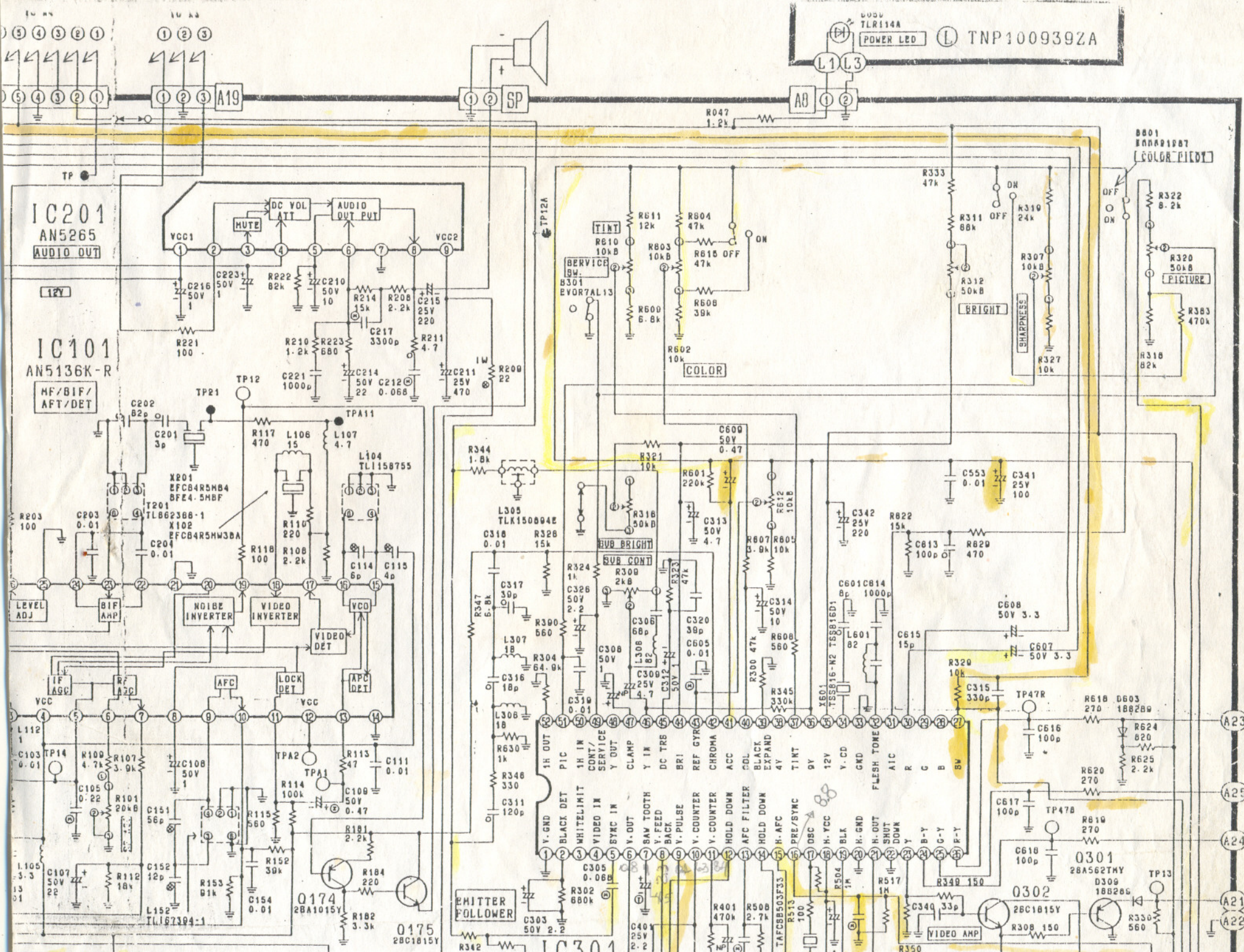
IMPORTANT SAFETY NOTICE

SHADED AREA ON THIS SCHEMATIC DIAGRAM INCORPORATES SPECIAL FEATURES IMPORTANT FOR PROTECTION FROM X-RADIATION AND ELECTRICAL SHOCK HAZARDS. WHEN SERVICING IT IS ESSENTIAL THAT ONLY MANUFACTURERS SPECIFIED PARTS BE USED FOR THE CRITICAL COMPONENTS IN THE SHADED AREAS OF THE SCHEMATIC.

②③ Panasonic
CT-2151R
CT-1451R

MATSUSHITA ELECTRIC INDUSTRIAL
APPROVED BY _____ CHECKED BY _____





Q175

PIN	B	E	C
VOLT(V)	5.5	5.5	11.9

Q302

PIN	B	E	C
VOLT(V)	5.7	5.0	11.9

Q353

PIN	B	E	C
VOLT(V)	7.3	6.6	125.0

Q551

PIN	B	E	C
VOLT(V)	0	---	124.0

Q3003

PIN	B	E	C
VOLT(V)	0.7	0	0

VOLT(V) 2.8 2 6.6

Q201

PIN	B	E	C
VOLT(V)	0.7	0.1	11.9

Q351

PIN	B	E	C
VOLT(V)	7.7	6.8	111.8

Q451

PIN	B	E	C
VOLT(V)	0.7	0	13.5

Q3001

PIN	B	E	C
VOLT(V)	2.9	2.2	6.1

Q3004

PIN	B	E	C
VOLT(V)	2.3	1.7	7.3

VOLT(V) 8.2 8.9

Q301

PIN	B	E	C
VOLT(V)	5.0	5.7	9

Q352

PIN	B	E	C
VOLT(V)	7.3	6.8	121.0

Q501

PIN	B	E	C
VOLT(V)	0	---	71.0

Q3002

PIN	B	E	C
VOLT(V)	0.4	0	9.8

Q3005

PIN	B	E	C
VOLT(V)	0.7	0	11.8

