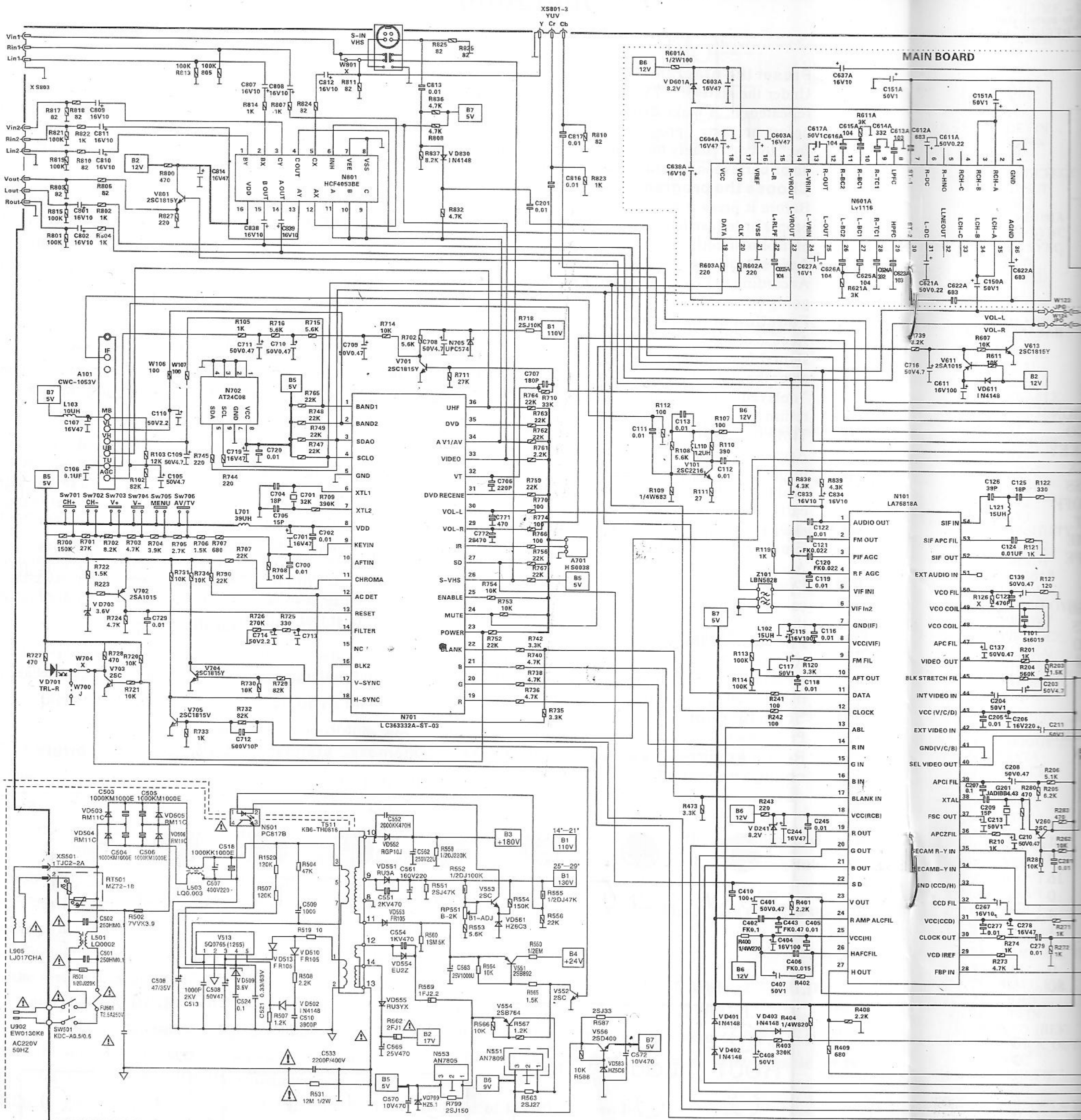



COLOR TVBASIC SCHEMAT



14" 21" in general use electric circuit of test the diagram
The total I²C color television that line control broadcasts
to receive the machine electricity the principle diagram(1421)

Attention: 1. Any mark have  the s
2. This electric circuit princ

MAIN BOARD


CRT BOARD

ATTENTION:

(1) 2SC2648K-E/F/G; 2SC1815-Q/Y/G/R;
 (2) D: 1S1555; 1N4148; 1S2473; 1S2075; D5442;
 (3) 2SA-25A008-E/F; 2SA1015-Q/Y/G/R;
 (4) 01C11-08B-2F4-63V-0.01uF-K;
 (5) 1K470; C11-06B-2B4-63V-0.01uF-K;
 (6) 1K470; C11-06B-2B4-63V-0.01uF-K;
 (7) 1200N-JXX-CBB22-200V-XXXuF-J;
 (8) 1500B-JXX-CBB12-1600V-XXXuF-J

SAFETY NOTICE:

All parts with symbol are important safety parts, please do not use substitutes to replace them. Design & specifications are subject to change without prior notice.

Attention: 1. Any mark have  the sign's zero parts, please not to arbitrarily substitute.
2. This electric circuit principle diagram if have to change, not another line circular.