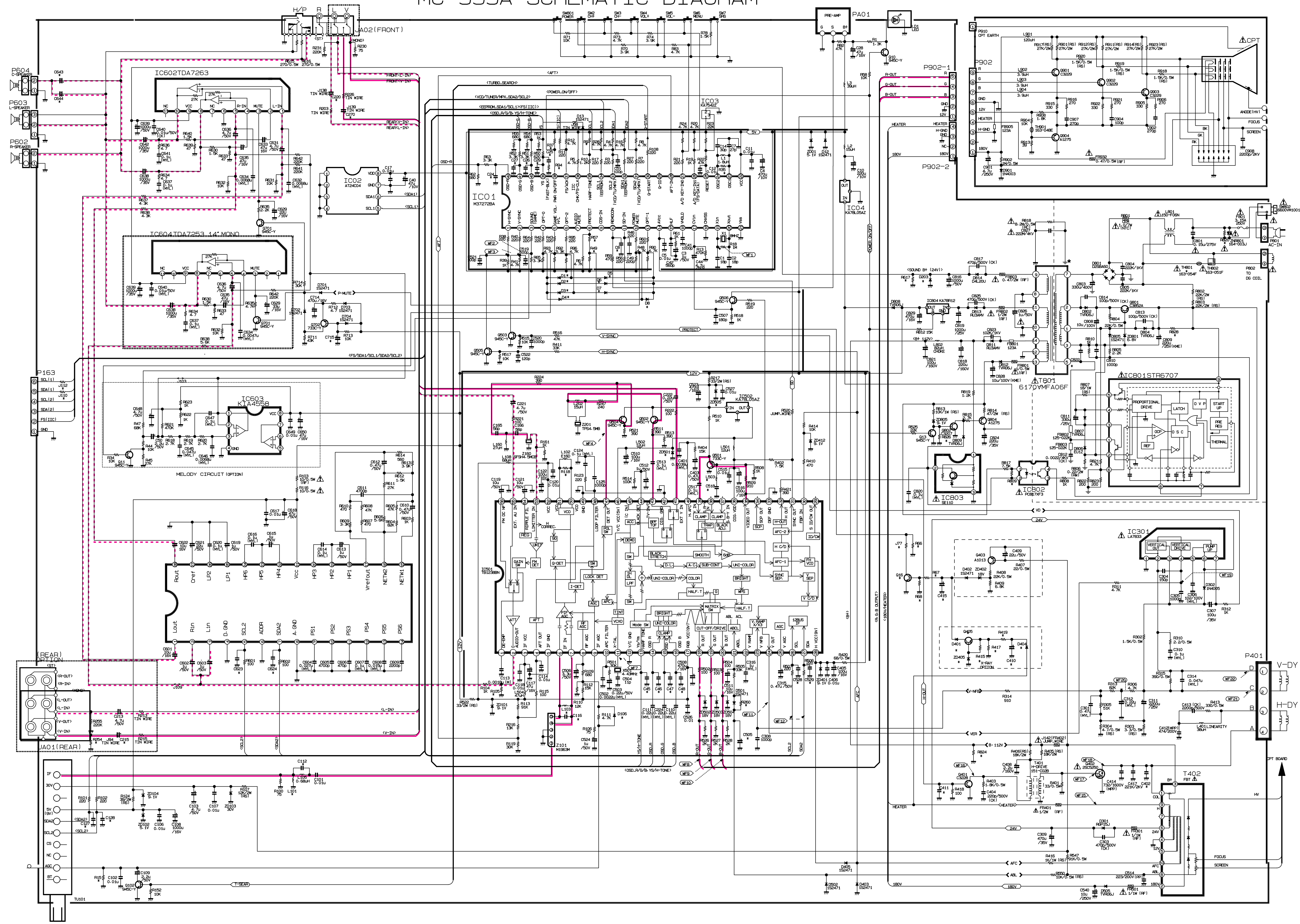
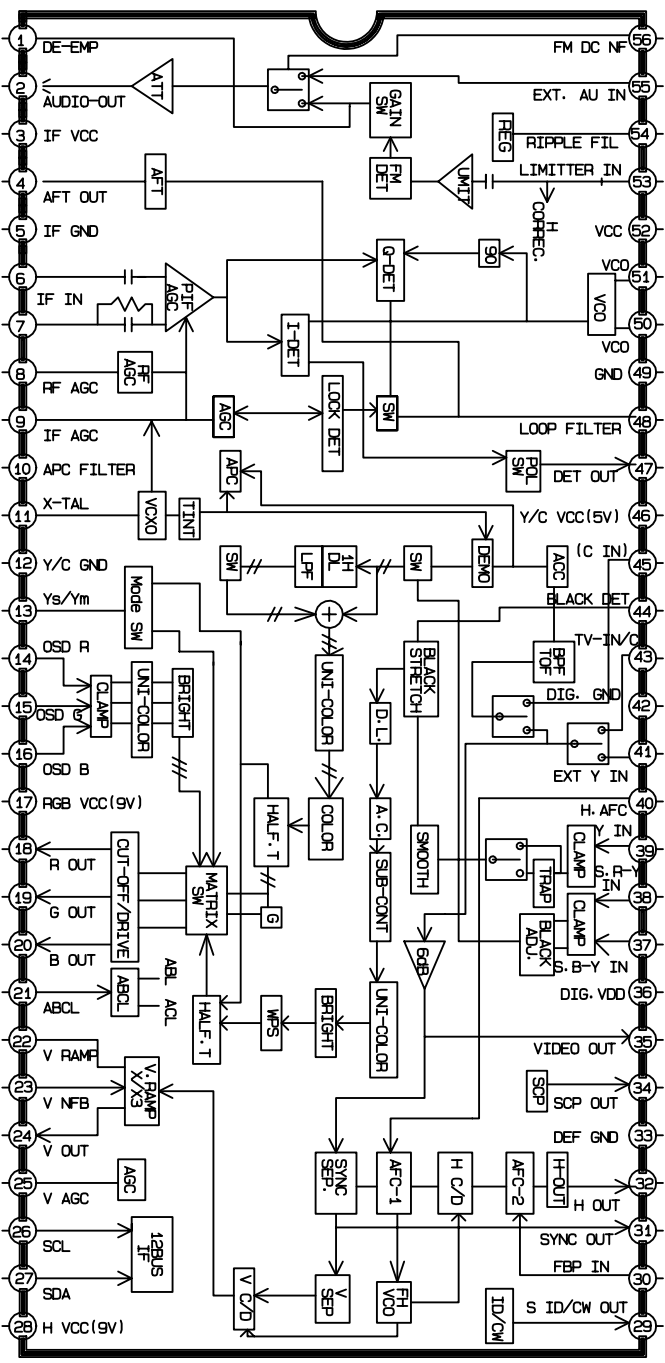


MC-999A SCHEMATIC DIAGRAM

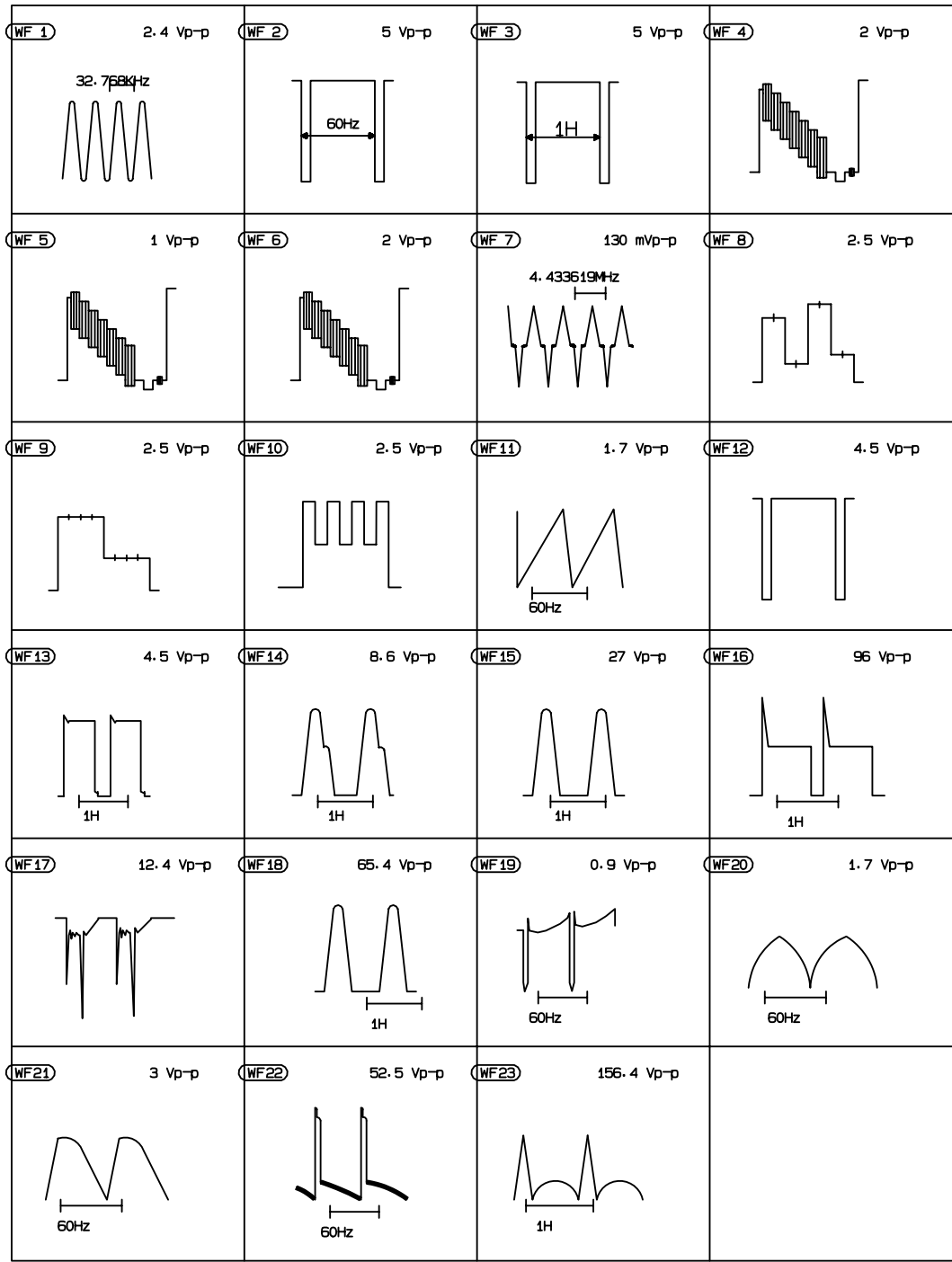


WARNING BEFORE SERVICING THIS CHASSIS READ "X-RAY RADIATION PRECAUTION" "SAFETY PRECAUTION" AND PRODUCT SAFETY NOTICE IN THIS MANUAL.

CAUTION : THE MARKS IN THE SCHEMATIC DIAGRAM AND THE PARTS LIST DESIGNATE COMPONENTS WHICH HAVE SPECIAL CHARACTERISTICS FOR SAFETY, AND SHOULD BE REPLACED ONLY WITH TYPES IDENTICAL TO THOSE IN THE ORIGINAL CIRCUIT OR SPECIFIED IN THE PARTS LIST. BEFORE REPLACING ANY OF THESE COMPONENTS, READ CAREFULLY THE PRODUCT SAFETY NOTICE IN THIS MANUAL. DO NOT DEGRADE THE SAFETY OF THE RECEIVER THROUGH IMPROPER SERVICING.



WAVE FORM



	MODEL	IC601	IC602	C414	C412	C417	C304	C803	FR401 (OPTION)	R305	R547	R615	R616	R635	C644	C625	R911, 917, 923	R901, 912, 914	
14" CP-14K60/70		TDA7253		0.0068u /1.6KV	0.47u /200V	100p /2KV	100p /50V	220u /400V	RF2, 4 /2W	1S2471	56K 1/5W	130K /0.5W	200 /0.5W	200 /0.5W	4.7K 1/5W	2.2u /50V	4.7u /50V	RS 12K 2W	
20" CP-20K60/70	TDA7467	TDA7263		0.0073uH /1.6KV	0.47u /200V	220p /2KV	150p /50V	330u /400V	RF 1 /2W		51K 1/5W	91K /0.5W	270 /0.5W	270 /0.5W	2.2K 1/5W			RS 27K 2W	RS 27K 2W

Video
Audio
Chroma