

UC-NRLF




B 4 506 246



WIRING DIAGRAMS
OF
1917 - 1918 - 1919
STARTING - LIGHTING - IGNITION


YD 07533




EX LIBRIS

Mechanics Dept.

Engineering
Library





1917-1918-1919
AUTOMOBILE
WIRING DIAGRAMS



Published By
AMERICAN BUREAU OF ENGINEERING, Inc.
1601-03 South Michigan Avenue
CHICAGO, ILL., U. S. A.

INDEX

NAME OF CAR	MODEL	YEAR	SYSTEM
Daniels	"8"	1918	Westinghouse
Davis	6J	1917-18-19	Delco
Davis	6H, 6L, 6K	1917-18-19	Delco
Denby Motor Truck.....	1918	Bijur
Deneen Truck.....	1917	Splitdorf-Apleco
Dixie Flyer.....	2200 and above	1916-1917	Dyneto
Dixie Flyer—Cars 3,500 and up	1917-18-19	Dyneto
Dodge	Passenger Cars and Trucks	1917-18-19	Northeast
Dorris	"6-80"	1919	Westinghouse
Dorris—Truck	"K-4"	1919	Westinghouse
Dort—First half of Season...	6 & 9	1917	Westinghouse
Dort	11, 11T	1918	Westinghouse
Elcar	D, E, F, G	1917	Dyneto
Elcar	D, E, G	1918-1919	Dyneto
Elgin "Six"	1917-1918	Wagner
Elgin	"H"	1919	Wagner
Empire	50, 51, 70, 70A	1918-1919	Autolite
Essex	"A"	1919	Delco
Ford	"T"	1918	Heinze Springfield
Ford	All Years	Heinze Springfield
Ford Lights & Ignition System	All
Franklin—After 11,700 Cars...	Ser. 9	1918-1919	Dyneto
Franklin—Light and Horn Wiring	Ser. 9	1918-1919	Dyneto
Franklin—Light and Horn Wiring	Ser. 9	1918-1919	Dyneto
Glide—Cars 9,000 to 10,255...	6-40	1916-1917	Westinghouse
Glide	"6-40"	1918-1919	Westinghouse
Grant	6	1917	Wagner
Grant	"G"	1918-1919	Wagner
Grant Truck	10-11-15-16	1919	Remy
H-A-L—Twelve	21	1917	Westinghouse
Harroun	1917-18-19	Remy
Haynes	36, 37, 37R	1916-1917	Leece-Neville
Haynes	40, 40R-41	1917	Leece-Neville
Haynes	38, 39 & 45	1918-1919	Leece-Neville
Holmes	All	1919	Dyneto
Hollier	"176"	1917-18-19	Allis-Chalmers
Hollier	"8"	1916-7-8-9	Splitdorf-Apleco
Hudson	Super Six	All Years	Delco
Hupmobile—Cars After 75,000	N	1917	Westinghouse
Hupmobile	R	1917-1918	Bijur
Interstate	T, TR	1917-1918	Remy
Jackson	349	1917-1918	Autolite
Jeffery	671	1917	Bijur
Jeffery Truck.....	2017	1918	Bijur
Jordan	B	1917	Bijur
Jordan	"C"	1918-1919	Bijur
King	E, EE	1916-1917	Robbins & Meyers
King	"EE," "F"	1917-18-19	Bijur

INDEX

NAME OF CAR	MODEL	YEAR	SYSTEM
Kissel	100 Pt. Six	1917	Remy
Kissel	100 Pt. Six	1918	Remy
Kissel	12 cyl.	1917-18-19	Delco
Kline	6-36	1917	Westinghouse
Lawson Truck.....	1917	Splitdorf-Apleo
Lexington	6-0-17	1917	Westinghouse
Lexington	1918-1919	Westinghouse
Liberty	6	1916-7-8-9	Delco
Liberty	10B	1919	Wagner
Lippard-Stewart Truck.....	"M2"	1917	Remy
Locomobile	1917-18-19	Westinghouse
Madison	"6-40"	1919	Remy
Maibohm	A-4 cyl.	1917-18-19	Disco
Maibohm	B-6 cyl.	1918-1919	Wagner
Marion—Handley	6-40	1917	Westinghouse
Marmon	34	1918-1919	Bijur
Maxwell—Early model.....	25	1917	Simms-Huff
Maxwell—Late model.....	25	1917	Simms-Huff
Maxwell	1T Truck	1917-1918	Autolite
Maxwell	25	1918-1919	Simms-Huff
McFarlan	1917-1918	Westinghouse
McFarlan	Six	1919	Westinghouse
Mercer	1917-1918	U. S. L.
Mercer	Ser. 4	1918-1919	Westinghouse
Metz	25	1919	Gray & Davis
Michigan Hearse.....	1917-18-19	Delco
Mitchell—Cars 5000 to 11,500	1917	Westinghouse
Mitchell-Lewis	1917-1918	Splitdorf-Apleo
Mitchell	E40-E42	1919	Remy
Moline-Knight	G-MK50, C-MK40	1917-18-19	Wagner
Moon (2 Button Switch).....	6-66	1918-1919	Delco
Moon (4 Button Switch).....	6-66	1918-1919	Delco
Monitor	1919	Dyneto
Moline Tractor	1919	Remy
Nash	671	1918	Bijur
Nash	681, 82, 83, 84	1918-1919	Delco
National	"6"	1918	Westinghouse
National—First 125 cars.....	Ser. AF3	1919	Westinghouse
National—After first 125 cars.....	Ser. AF3	1919	Westinghouse
National	"12"	1917	Bijur
National	12 cyl.	1918-1919	Bijur
Nelson	1917-1918	U. S. L.
Oakland	32B, 34	1917	Delco
Oakland	34B	1918-1919	Remy
Old Hickory Trucks—Dixie Cars to No. 2,200.....	1916-17-18	Dyneto
Oldsmobile	37	1917-1918	Delco
Oldsmobile	37	1918	Remy
Oldsmobile	45 & 45A	1918-1919	Delco
Overland	75B	1916-1917	Autolite
Overland, 4 cyl.....	83 DE	1917	Autolite

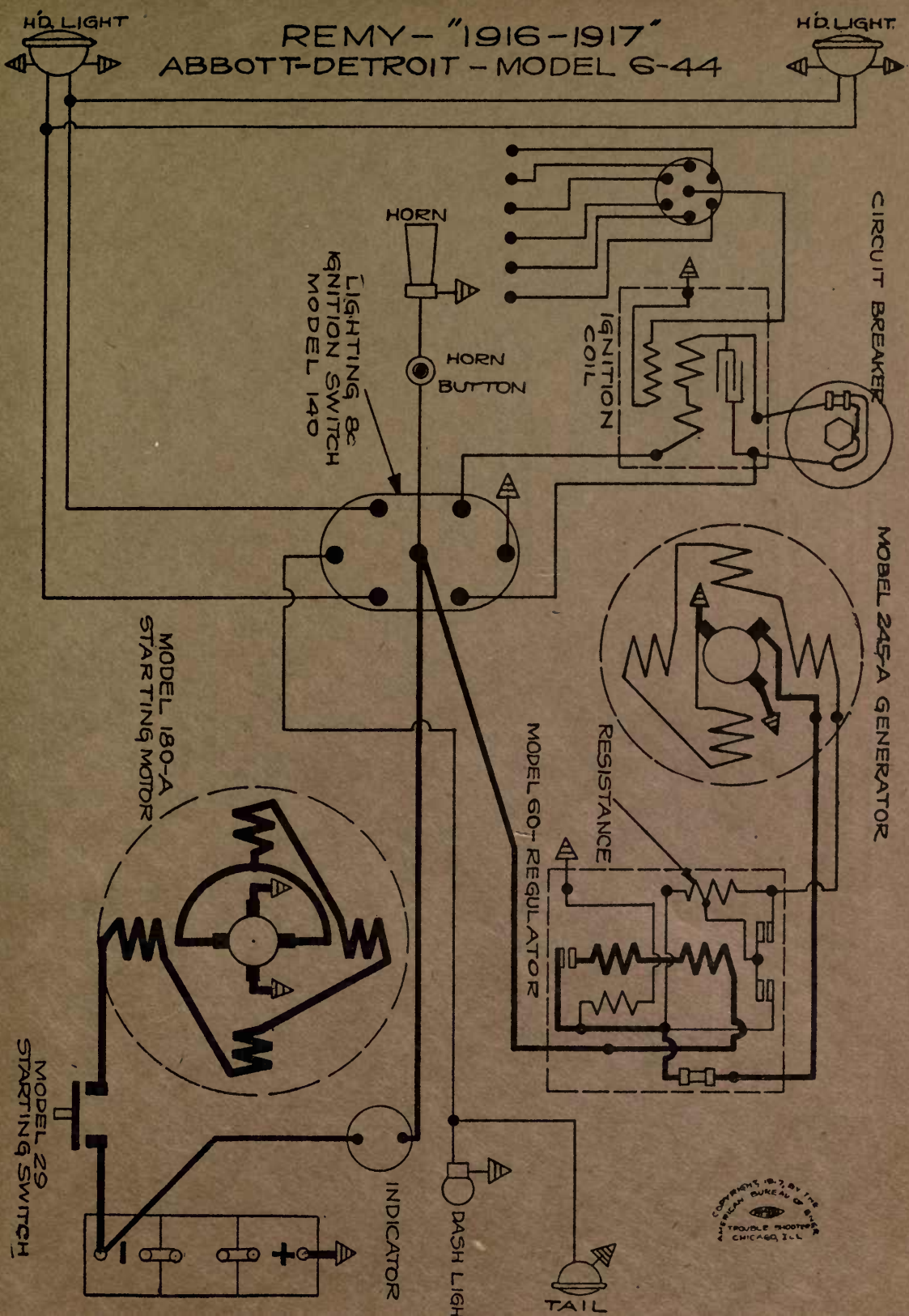
INDEX

NAME OF CAR	MODEL	YEAR	SYSTEM
Overland, 4 cyl.....	85-4-SN, C, T, R	1917	Autolite
Overland, 6 cyl.....	85-R, SN, T, C	1917	Autolite
Overland, 4 cyl.....	88T, SN, Lim.	1917	Autolite
Overland, 8 cyl.....	88T, SN	1917	Autolite
Overland, 6 cyl.....	89CLR, T, 86B	1917	Autolite
Overland, 4 cyl.....	90R, OEX, T, PLD	1917	Autolite
Overland, 4 cyl.....	88-4-SN	1918	Autolite
Overland, 6 cyl.....	89	1918	Autolite
Overland, 4 cyl.....	90	1918	Autolite
Packard.....	2-25, 2-35	1917	Bijur
Packard.....	325, 335	1918-1919	Bijur
Packard (Body Wiring).....	325, 335	1918-1919	Bijur
Packard (Body Wiring).....	325, 335	1918-1919	Bijur
Packard (Body Wiring).....	325, 335	1918-1919	Bijur
Paige—Detroit.....	6-38	1917	Gray & Davis
Paige.....	39	1918-1919	Gray & Davis
Paige.....	6-55	1919	Remy
Panhard Truck.....	"A-B"	1919	Autolite
Partin Palmer.....	32	1917	Disco
Peerless.....	56	1917	Gray & Davis
Peerless.....	56	1917	Autolite
Peerless.....	56	1918-1919	Autolite
Phianna.....	1917	W'd Leonard
Pierce-Arrow.....	1919	Westinghouse
Pierce-Arrow Truck.....	2-Ton	1919	Westinghouse
Pierce-Arrow.....	All Cars	1916-7-8-9	Westinghouse
Premier.....	6C & 6B	1918-1919	Delco
Pullman.....	"4-24"	1918	Splitdorf-Aplco
Regal.....	J	1917	Heinze
Regal.....	J	1917	Autolite
Reo.....	4 & 6, M & N	1917-18-19	Remy
Reo.....	T & U	1918-1919	Remy
Reo Truck—No 12789 to date	F	1918	Remy
Riker Truck—with headlamps	3 & 4-Ton	Westinghouse
Riker Truck—with Search-lights.....	3 & 4-Ton	Westinghouse
Roamer.....	1917	Bijur
Roamer Cars 14,005 to 15,736	RA, RAC	1917	Bijur
Roamer Cars—15,737 and up..	"D-4-75," "C-6-54"	1918-1919	Bijur
Ross.....	8	1917	Robbins-Meyers
Saxon.....	4	1917	Wagner
Saxon.....	6	1916-1917	Detroit
Saxon.....	1916-7-8-9	Wagner
Sayers & Scovill, 6 cyl.....	1916-1917	Delco
Sayers & Scovill.....	6 cyl.	1917-18-19	Delco
Scripps-Booth.....	"4" & "8"	1916-1917	Wagner
Scripps-Booth.....	"6-39" & "40"	1918	Remy
Service Truck.....	1917-18-19	Westinghouse
Seneca.....	D & H	1919	Allis-Chalmers
Simplex.....	5	Rushmore
Standard.....	E	1917	Westinghouse

INDEX

NAME OF CAR	MODEL	YEAR	SYSTEM
Standard	"F"	1917	Splitdorf-Apleo
Standard	8	1919	Westinghouse
Stearns-Knight "Four".....	Series 32	1917	Westinghouse
Stearns-Knight "Eight".....	Series 32	1917	Westinghouse
Stephen	60, 65	1917	Autolite
Stephens Salient Six.....	70 & 75	1918-1919	Delco
Stewart	1917	Westinghouse
Studebaker	1916-17-18	Wagner
Studebaker	4 & 6	1918-1919	Wagner
Stutz	1918-1919	Remy
Sun Light Six.....	1917	Remy
Velie	27	1917	Remy
Velie	28	1917	Remy
Velie	38 & 39	1918-1919	Remy
Westcott	17 & 18	1917-18-19	Delco
White	1917-1918	Leece-Neville
Winton	22	1916-7-8-9	Bijur
Winton	22A	1916-7-8-9	Bijur
Winton — Body Wiring for Limousine	22 & 22A	1916-7-8-9	Bijur

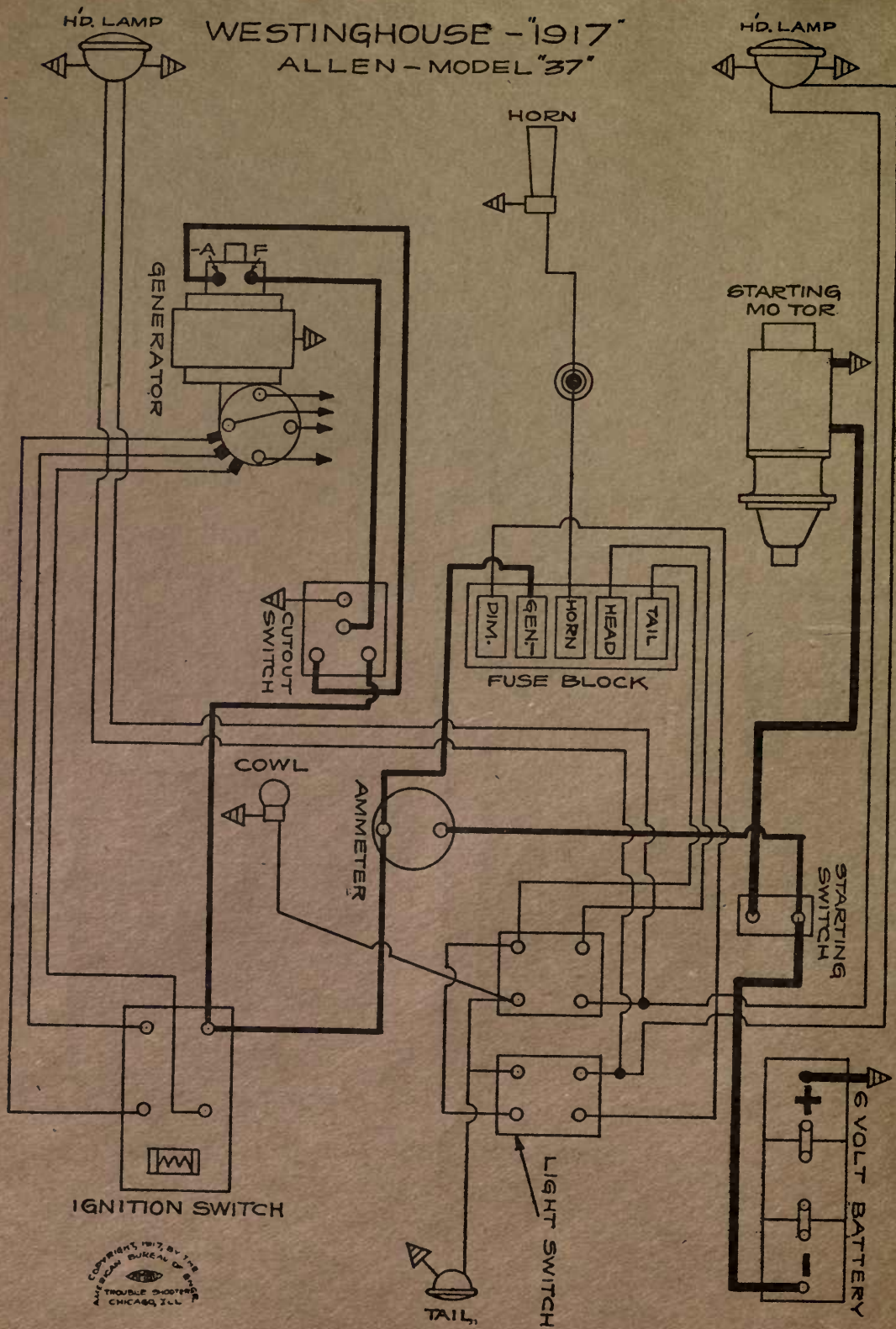
REMY - "1916-1917" ABBOTT-DETROIT - MODEL 6-44



COMPONENTS 18, 7, 8, 11, 12
AMERICAN BUREAU OF TESTS
CHICAGO, ILL.

H.D. LAMP

HD. LAMP



HQ LAMP

ALLEN - MOD '37-1917

WESTINGHOUSE
LATER PART OF YEAR

HQ LAMP

HORN

GENERATOR

DISTRIBUTOR

STARTING SWITCH

HORN
BUTTON

FUSE

COWL

AMMETER

STARTING
SWITCH

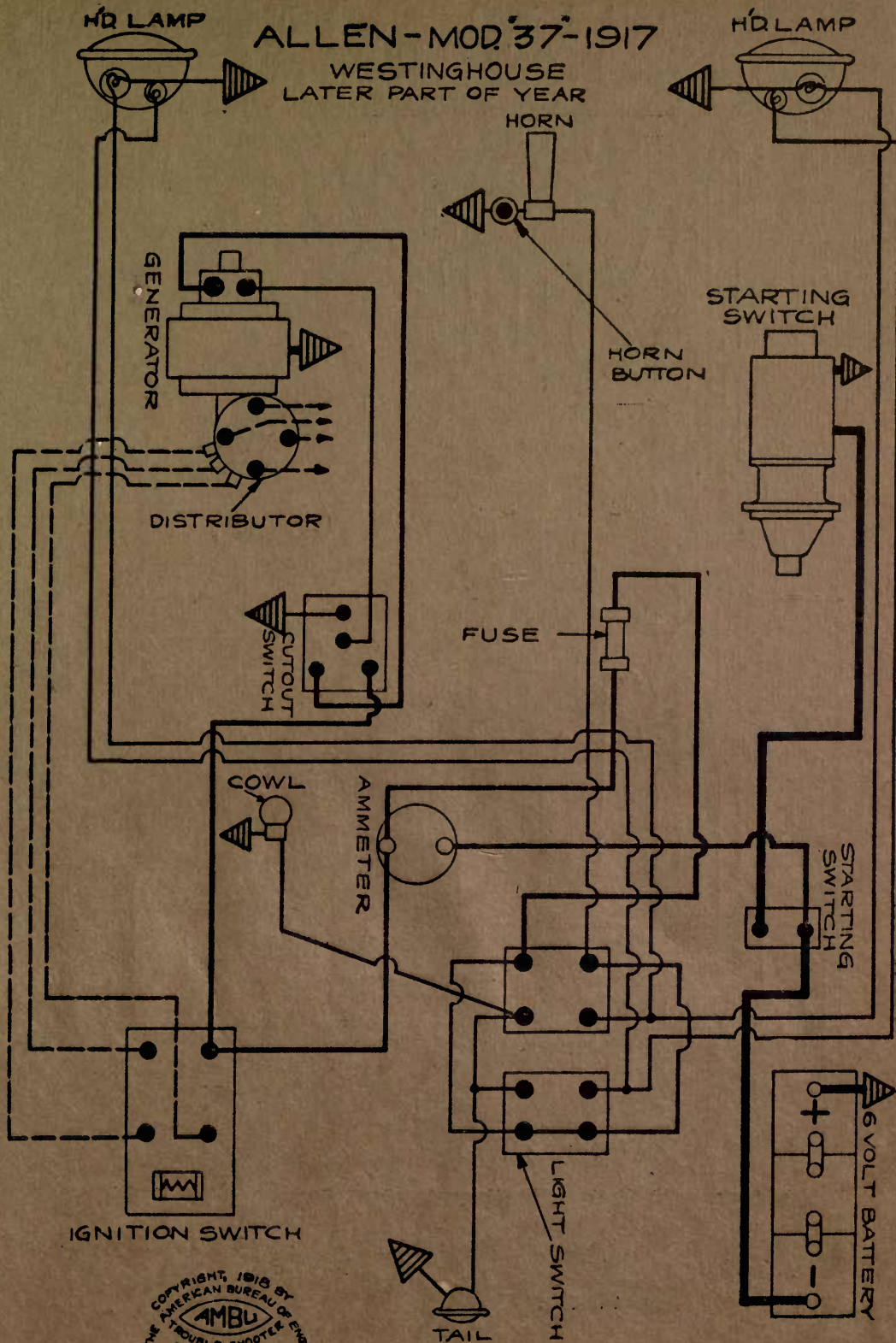
IGNITION SWITCH

LIGHT SWITCH

6 VOLT BATTERY

COPYRIGHT, 1913 BY
THE AMERICAN BUREAU OF ENGINEERING
TROUBLE SHOOTER & EXPERTS
CHICAGO, ILL.

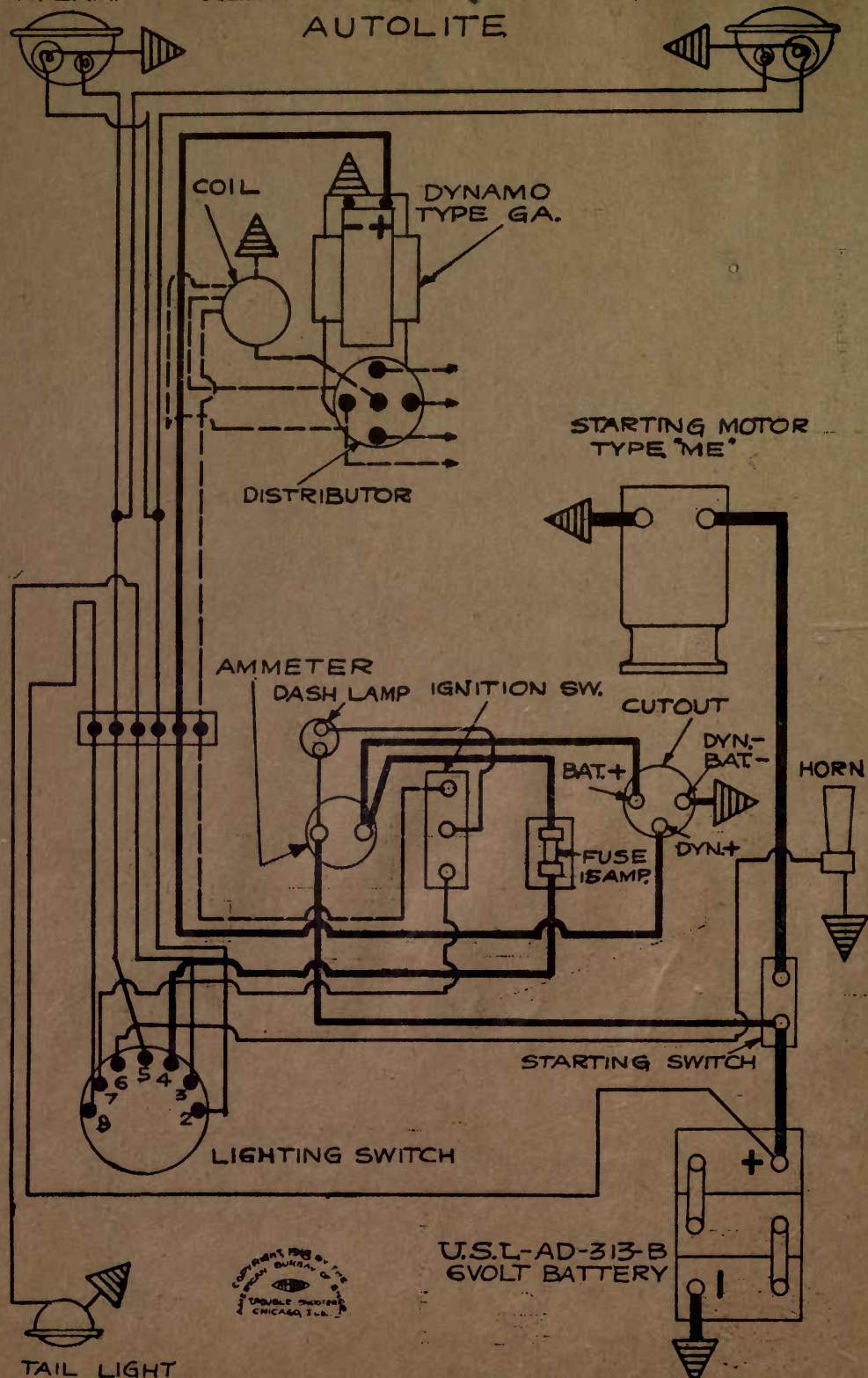
TAIL



H.D. LAMP

ALLEN MOD. 41—1918 & 1919 AUTOLITE

H.D. LAMP



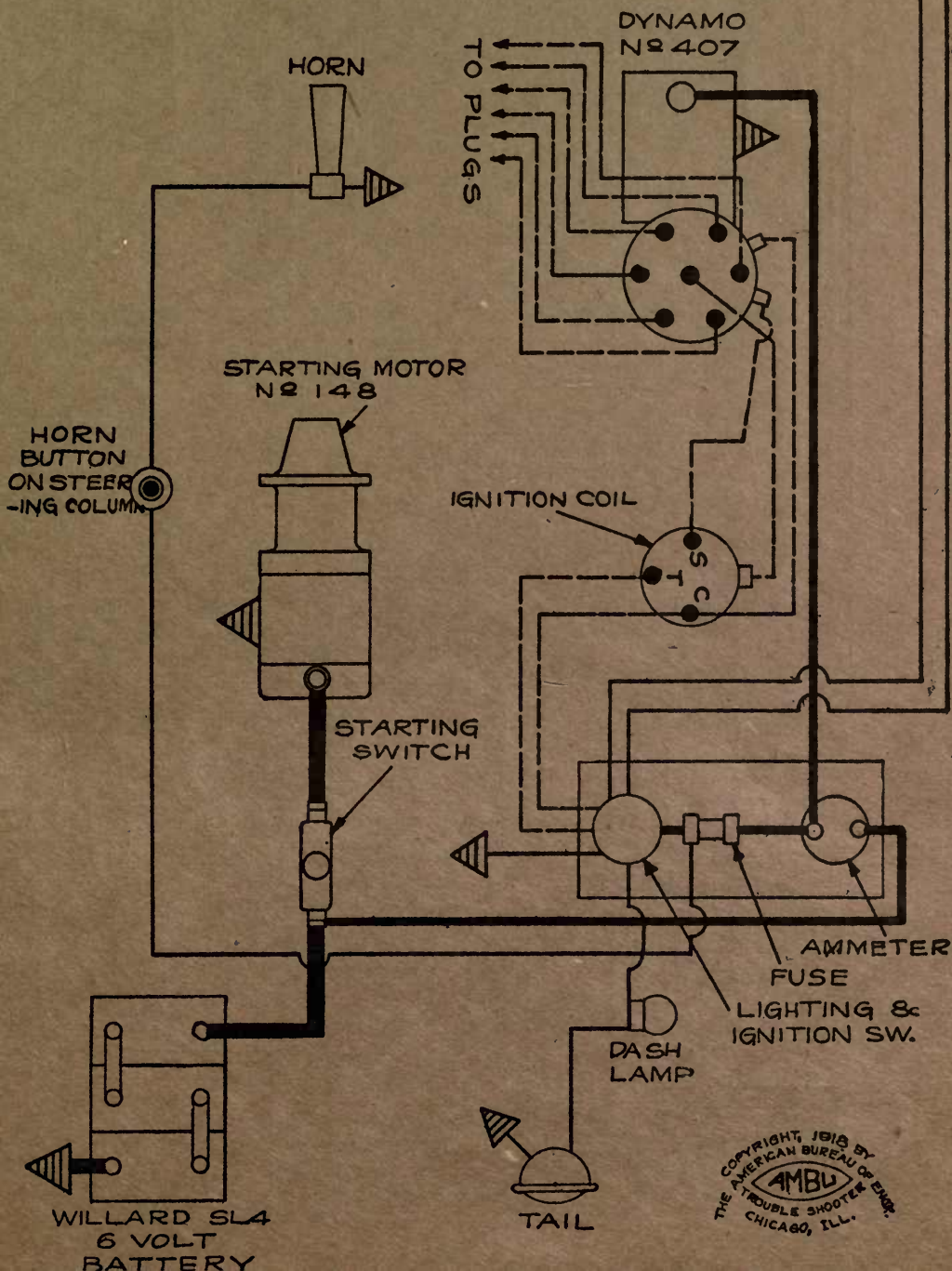
COPYRIGHT 1918 BY THE
AMERICAN BUREAU OF STANDARDS
CHICAGO, ILL.

U.S.L-AD-313-B
6VOLT BATTERY

L.H.D. LAMP

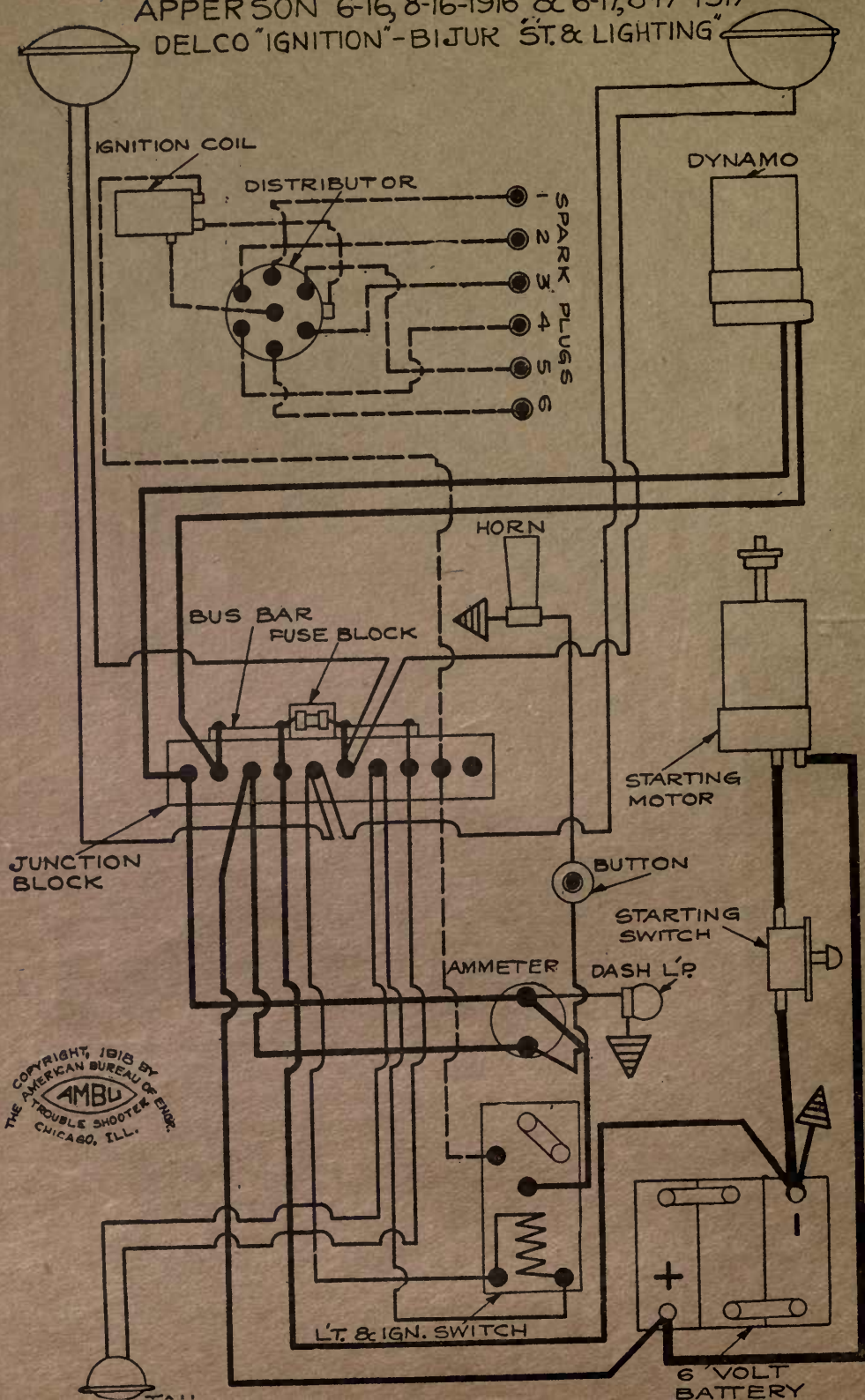
AMERICAN "SIX"-MOD. "B" - "1918" GRAY & DAVIS

R.H.D. LAMP



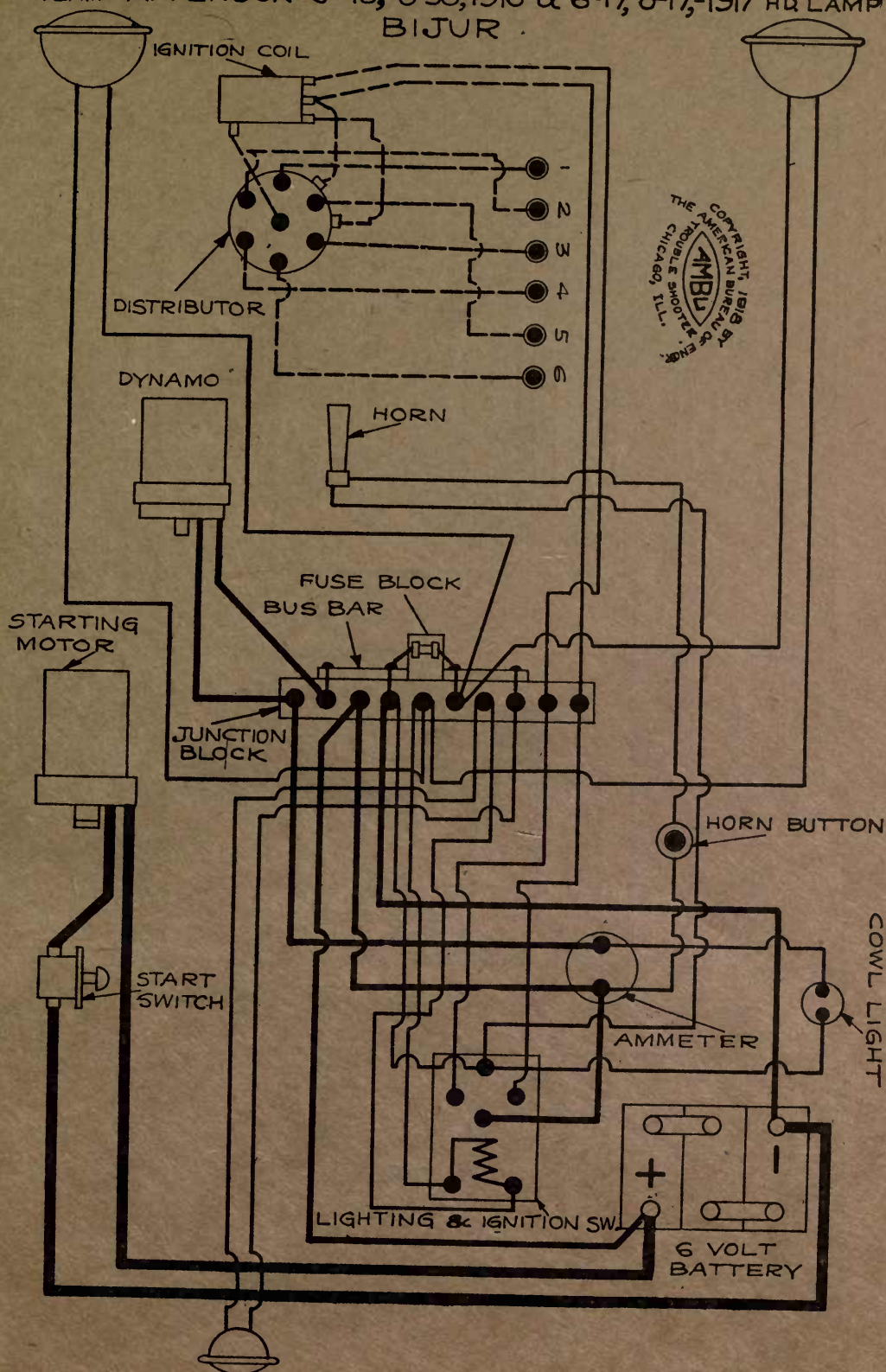
COPYRIGHT, 1918 BY
THE AMERICAN BUREAU OF ENG.
TROUBLE SHOOTER
CHICAGO, ILL.

APPERSON 6-16, 8-16-1916 & 6-17, 8-17-1917
 DELCO "IGNITION"-BIJUR ST. & LIGHTING

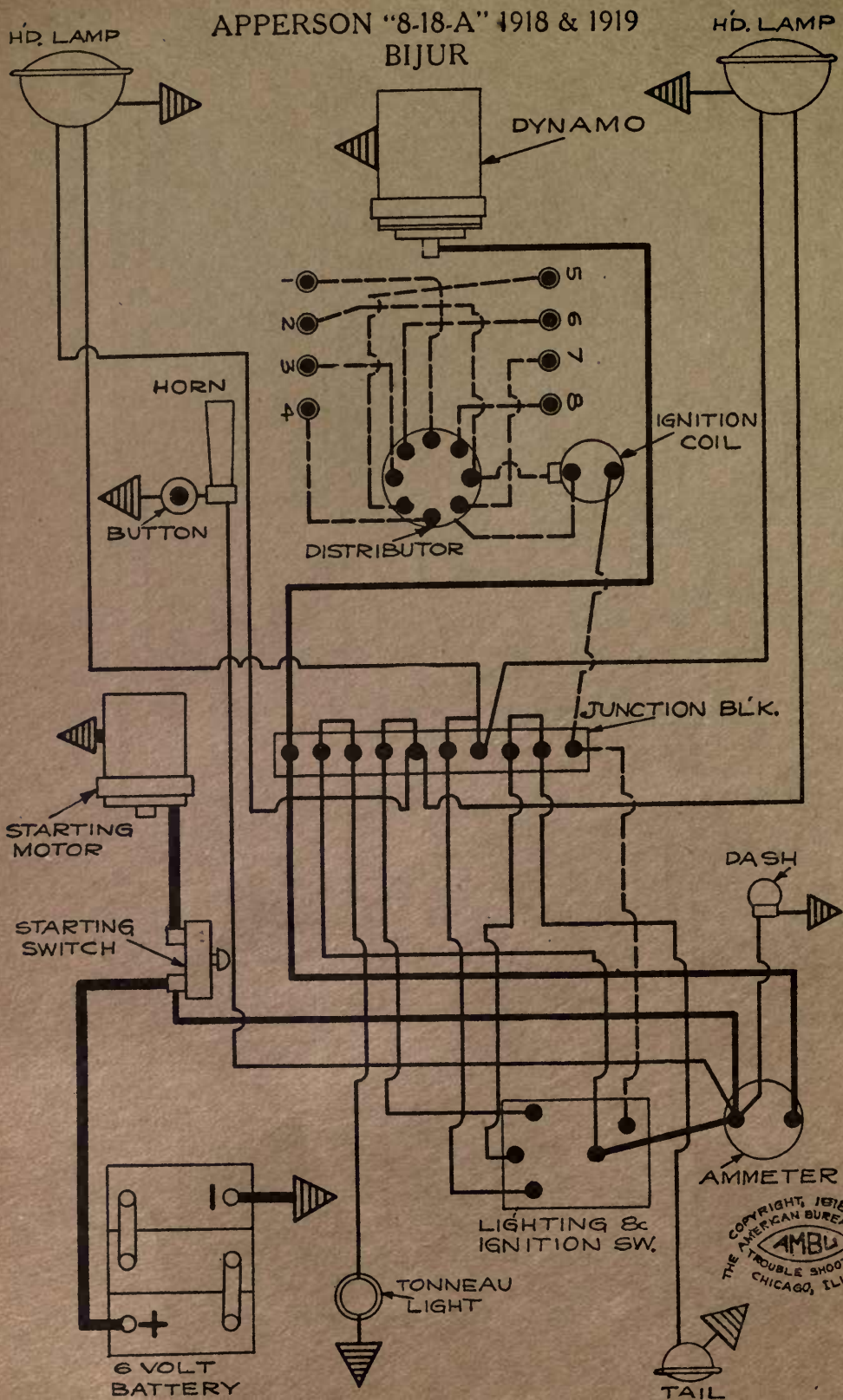


COPYRIGHT, 1913 BY
 THE AMERICAN BUREAU OF ENGINEERING
 CHICAGO, ILL.

Hd. LAMP APPERSON '6-48, '8-58, 1916 & 6-17, 8-17, 1917 Hd. LAMP
BIJUR.



APPERSON "8-18-A" 1918 & 1919 BIJUR

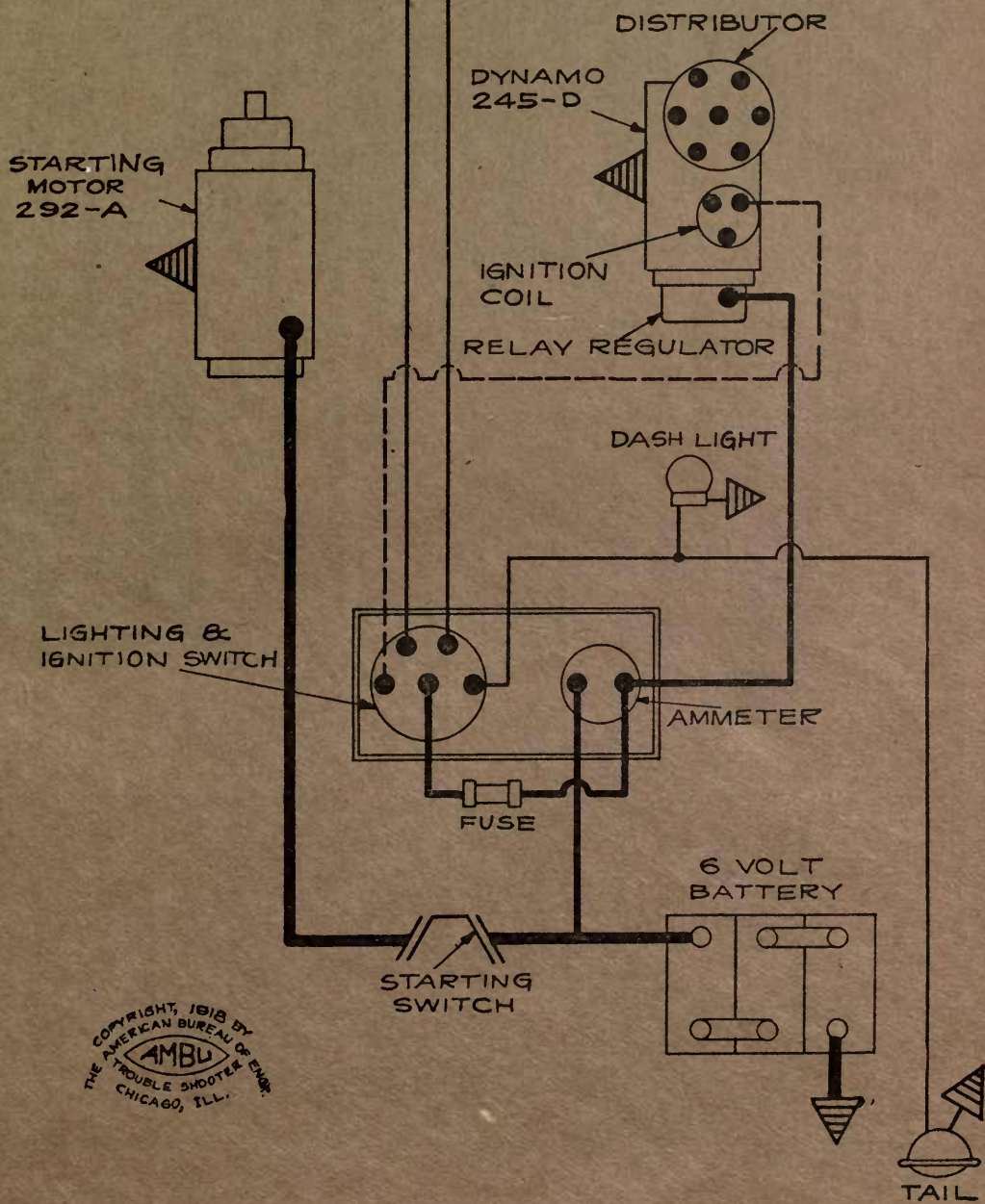


COPYRIGHT, 1918 BY
THE AMERICAN BUREAU OF ENGINEERING
CHICAGO, ILL.

H'D LAMP

AUBURN "6-39" 1917-1918-1919
REMY

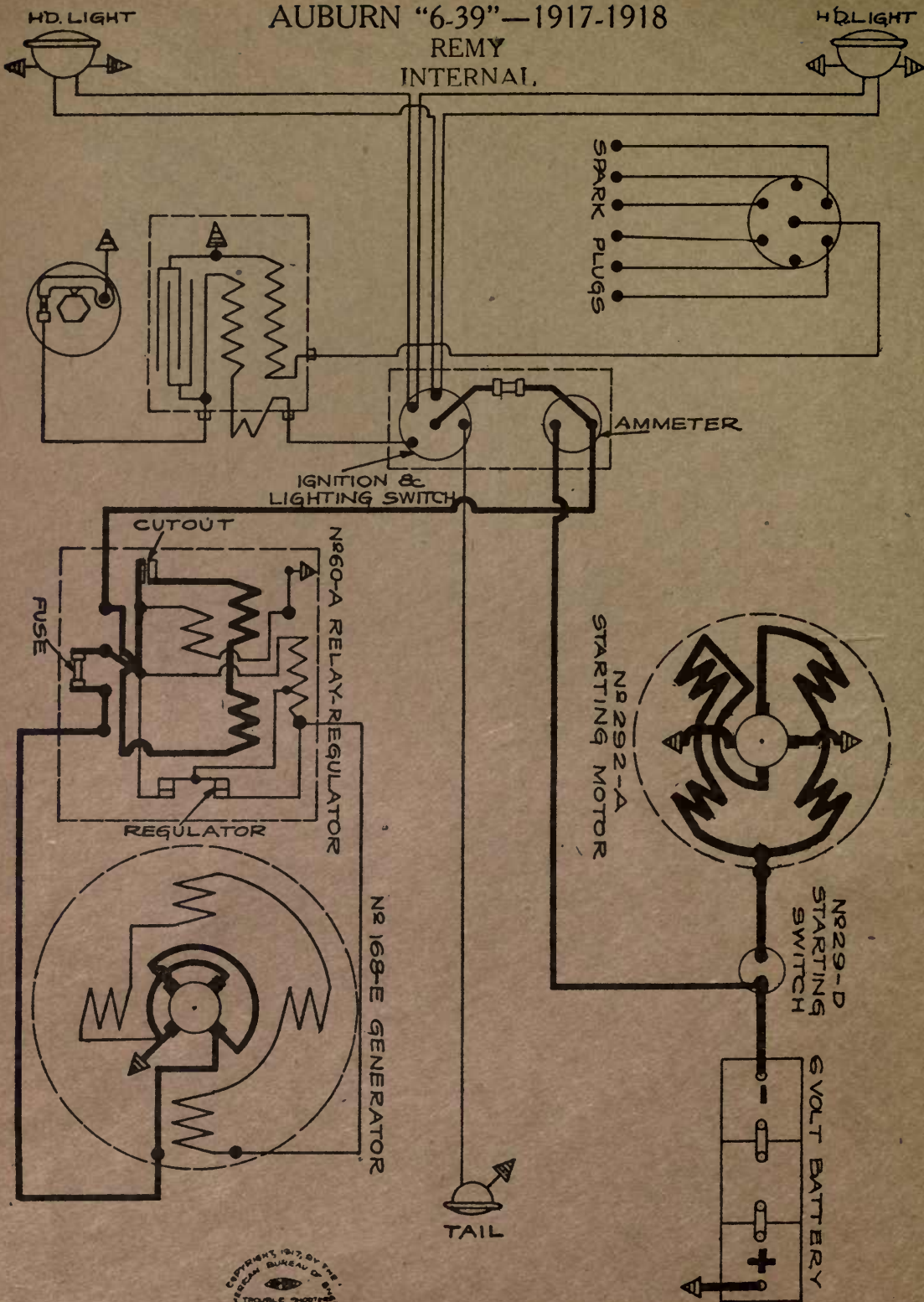
H'D LAMP



COPYRIGHT, 1918 BY
THE AMERICAN BUREAU OF ENGINEERING
CHICAGO, ILL.

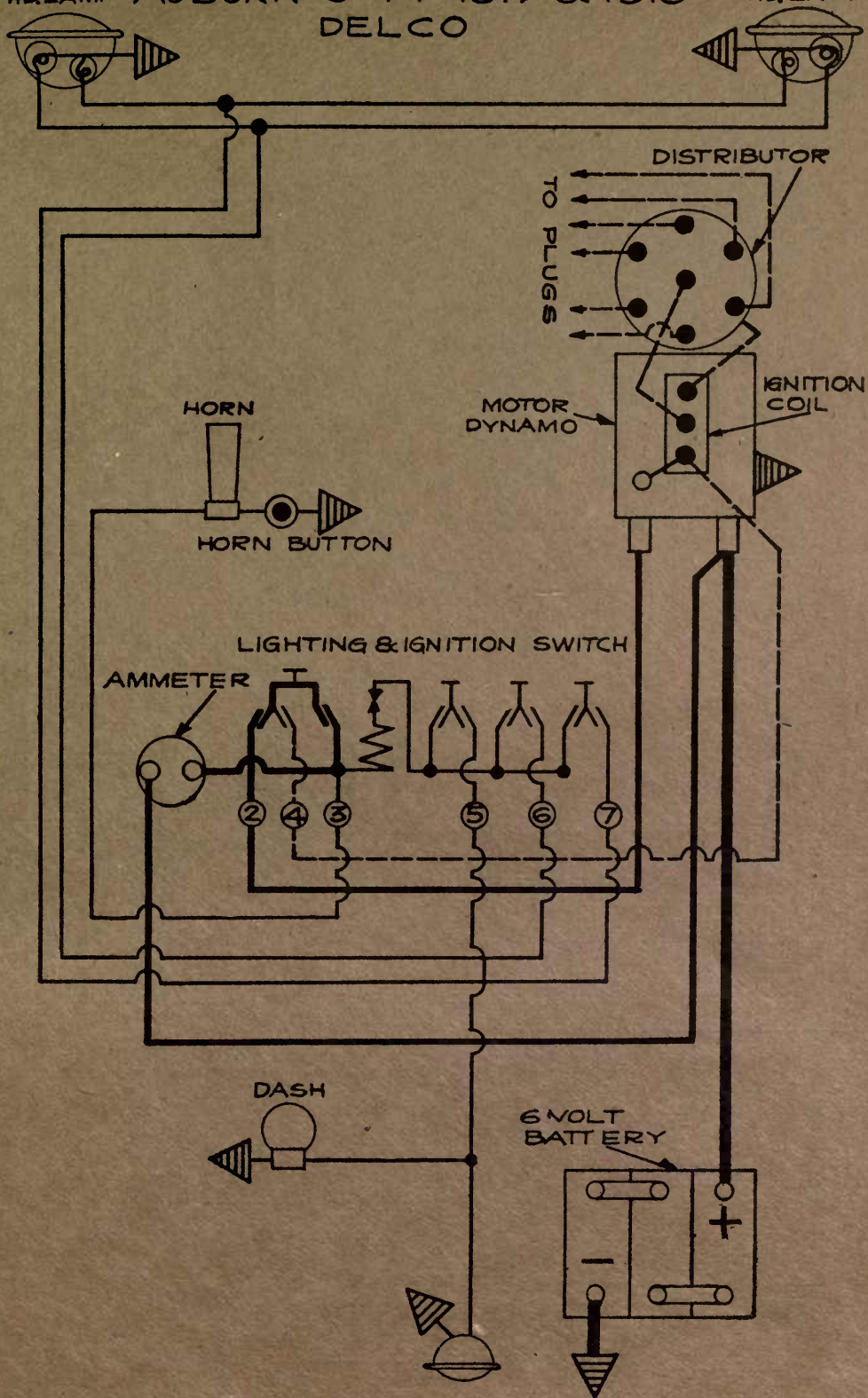
AUBURN "6-39"—1917-1918

REMY
INTERNAL.



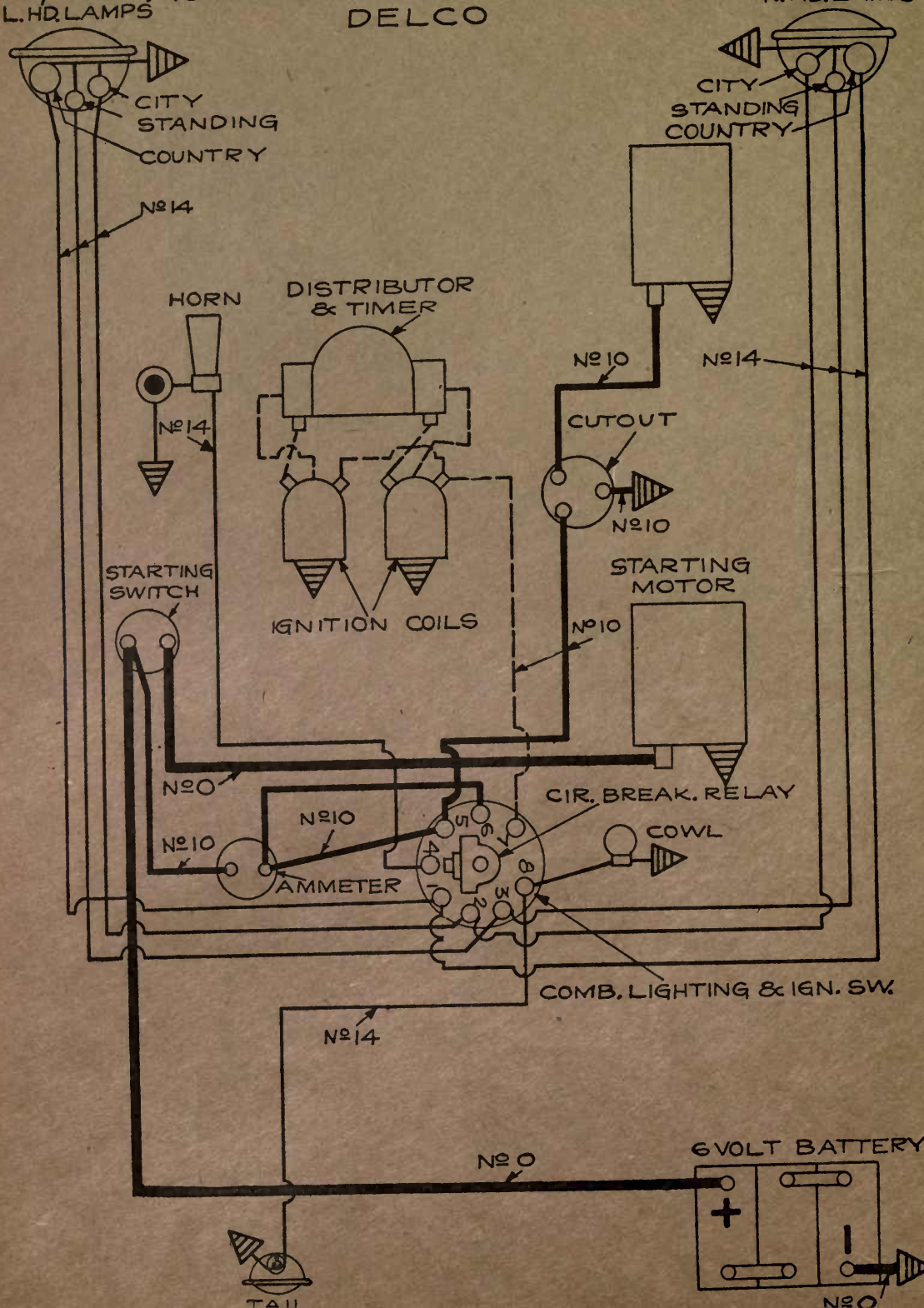
HRLAMP AUBURN '6-44'-1917 & 1918
DELCO

HDLAMP



L.H.D. LAMPS

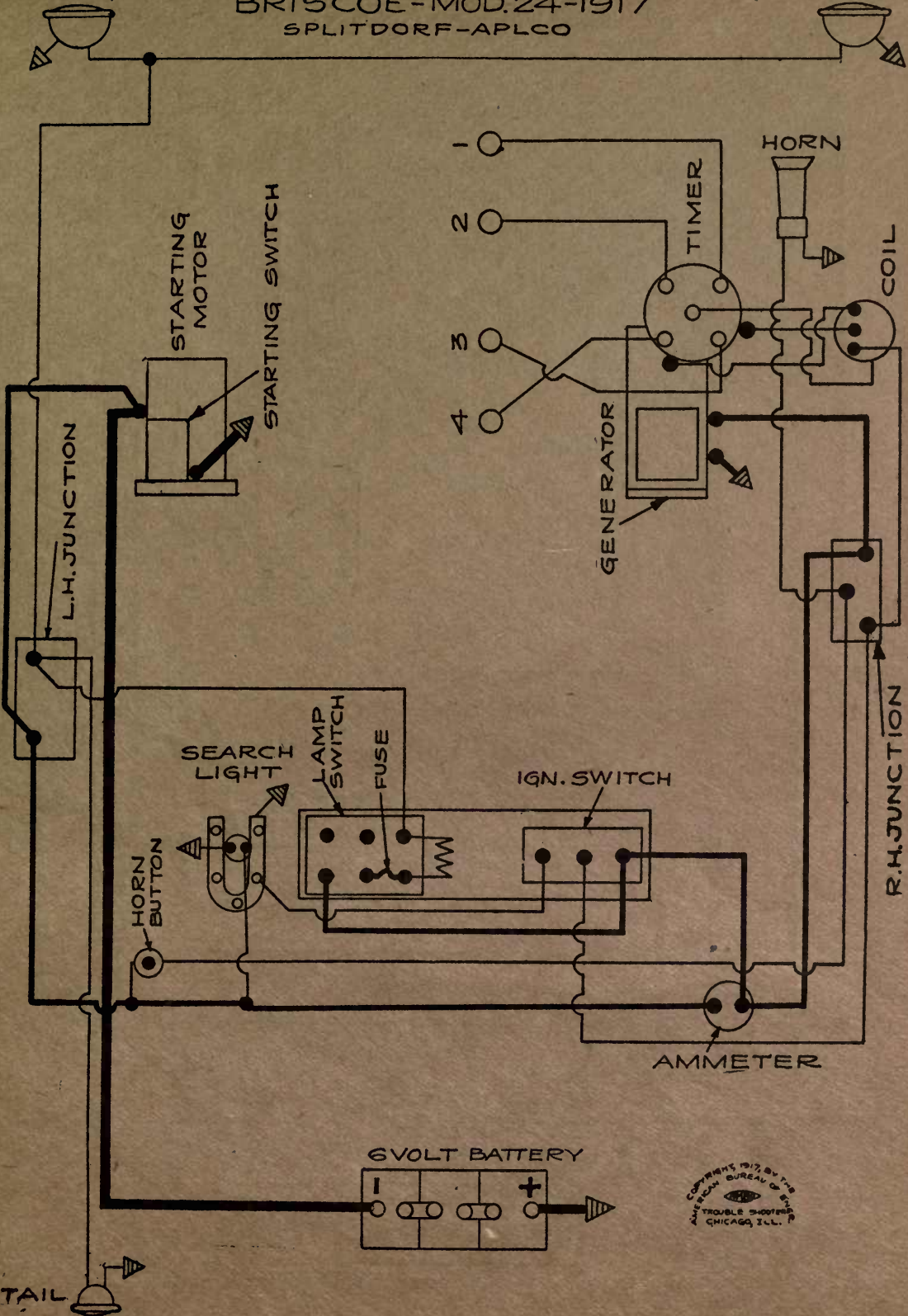
DELCO



HD. LIGHT

BRISCOE-MOD.24-1917 SPLITDORF-APLCO

HD. LIGHT

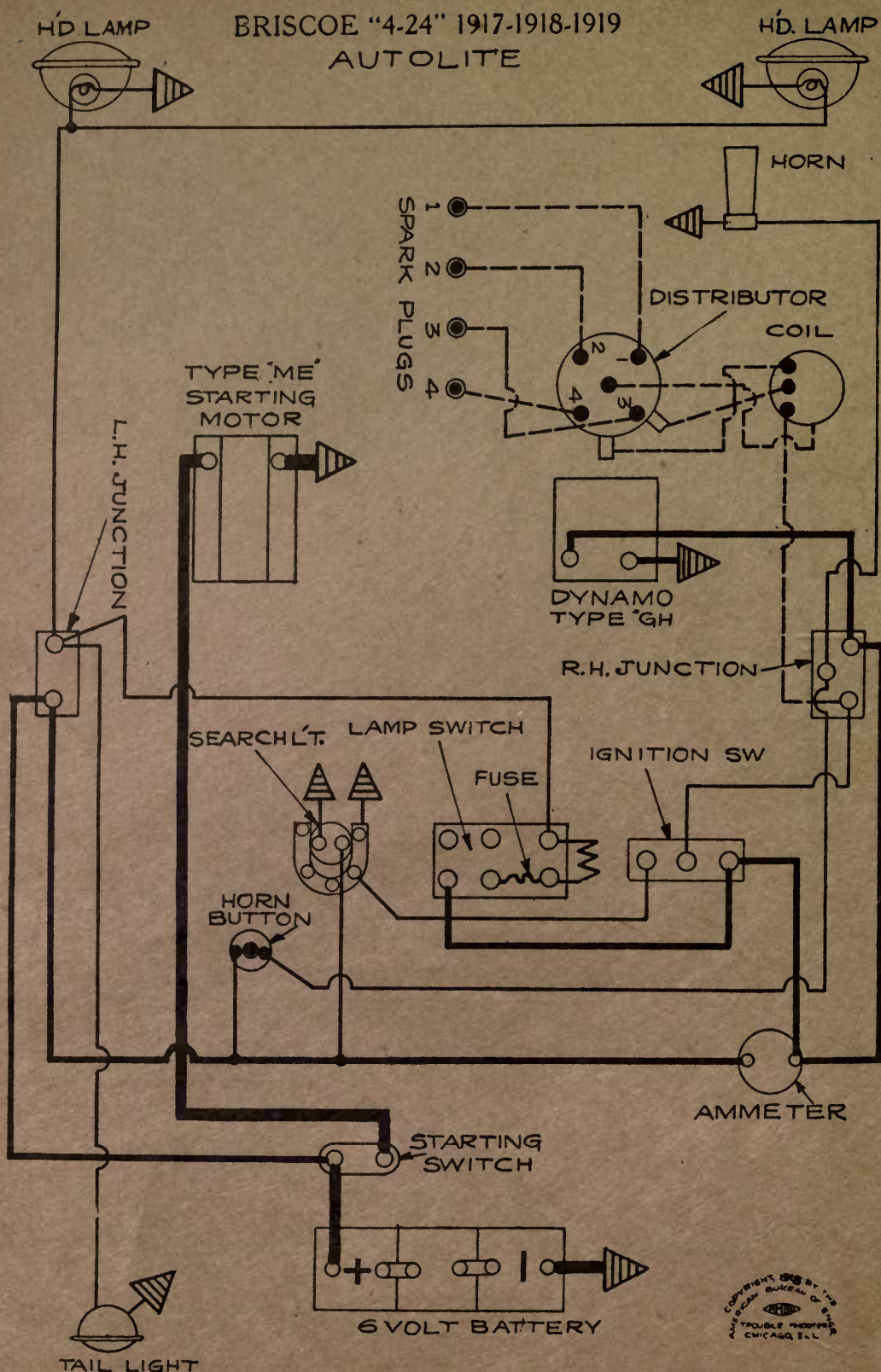


COPYRIGHT 1917 BY THE
AMERICAN BUREAU OF SHOTS
CHICAGO, ILL.

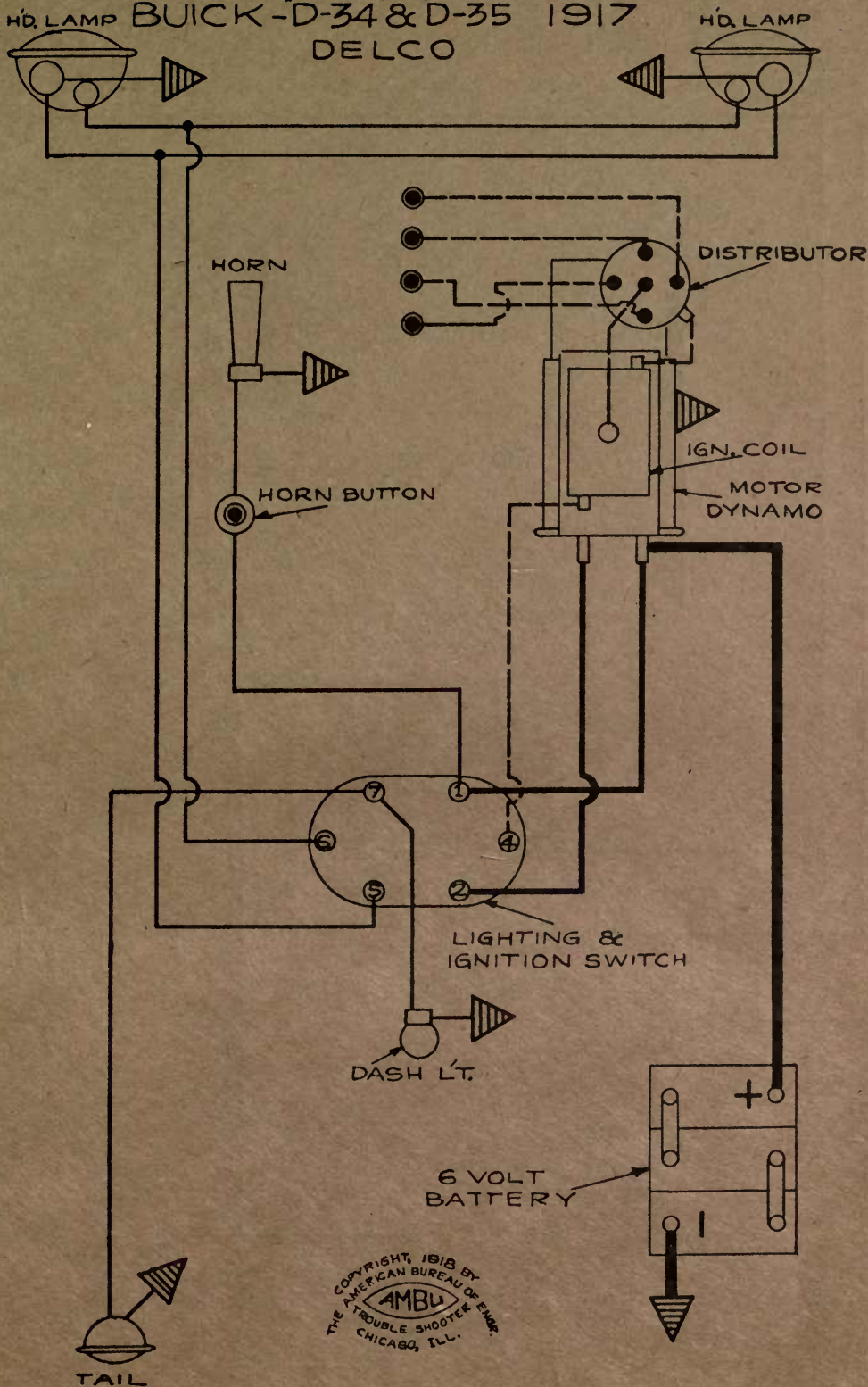
HD. LAMP

BRISCOE "4-24" 1917-1918-1919 AUTOLITE


HD. LAMP



HD. LAMP BUICK "D-34" & "D-35" 1917 DELCO



MODELS E34ROADSTER-E35TOUR.
E4 DELIVERY - "DELCO"



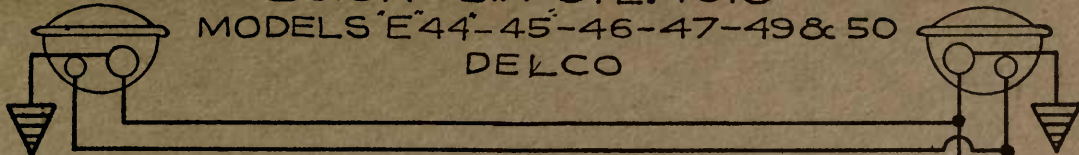
L.H.D. LAMP

BUICK - SIX CYL. 1918

R.H.D. LAMP

MODELS 'E' 44-45-46-47-49 & 50

DELCO



HORN

HORN BUTTON

DISTRIBUTOR

10 SPARK PLUGS

MOTOR-DYNAMO
No 117

IGN. COIL

G

F

LIGHTING & IGNITION SW.

AMMETER

2

4

3

5

6

7

COPYRIGHT, 1918 BY THE
AMERICAN BUREAU OF
TRAFFIC SIGNALS
CHICAGO, ILL.

EXIDE
XC-13-1
6 VOLT
BATTERY

SWITCH

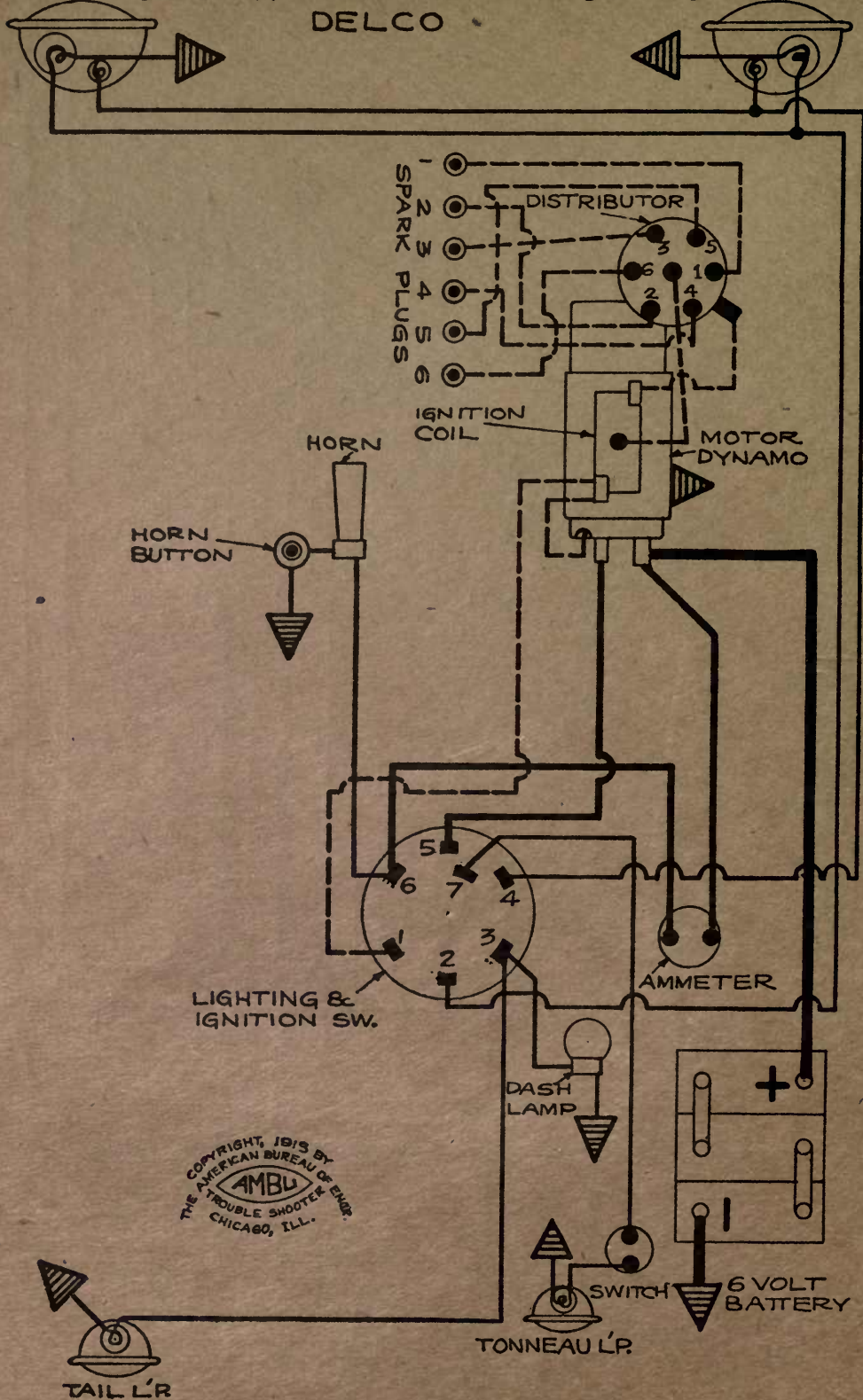
DASH

TAIL

TONNEAU LT.





HD. LAMP BUICK "H-44-45-46-47-49-50-1919 HD. LAMP
DELCO



HQ LAMP

BUSH - "1918" DYNETO

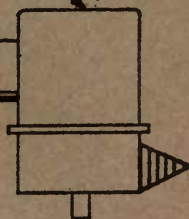
HQ. LAMP



STARTING
MOTOR

DYNAMO

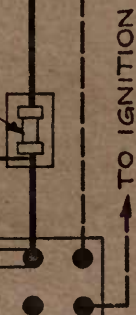
CUTOUT



AMMETER



FUSE




DASH



TO IGNITION

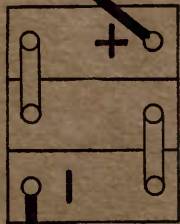
LIGHTING &
IGNITION SW.



STARTING
SWITCH



6 VOLT
BATTERY



TAIL

HORN



HORN
BUTTON

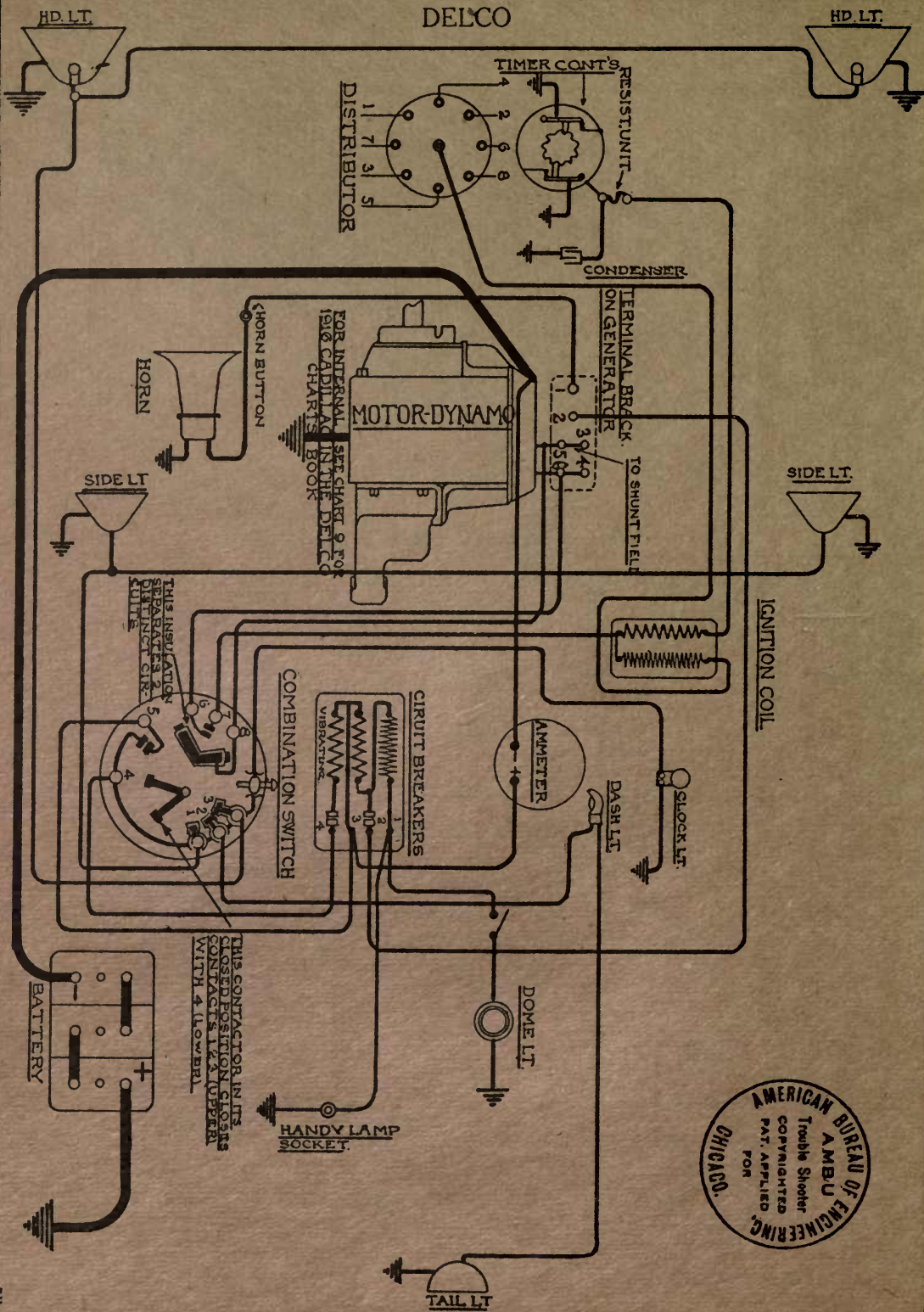


COPYRIGHT, 1918 BY
THE AMERICAN BUREAU OF ENG.
TROUBLE SHOOTER
CHICAGO, ILL.

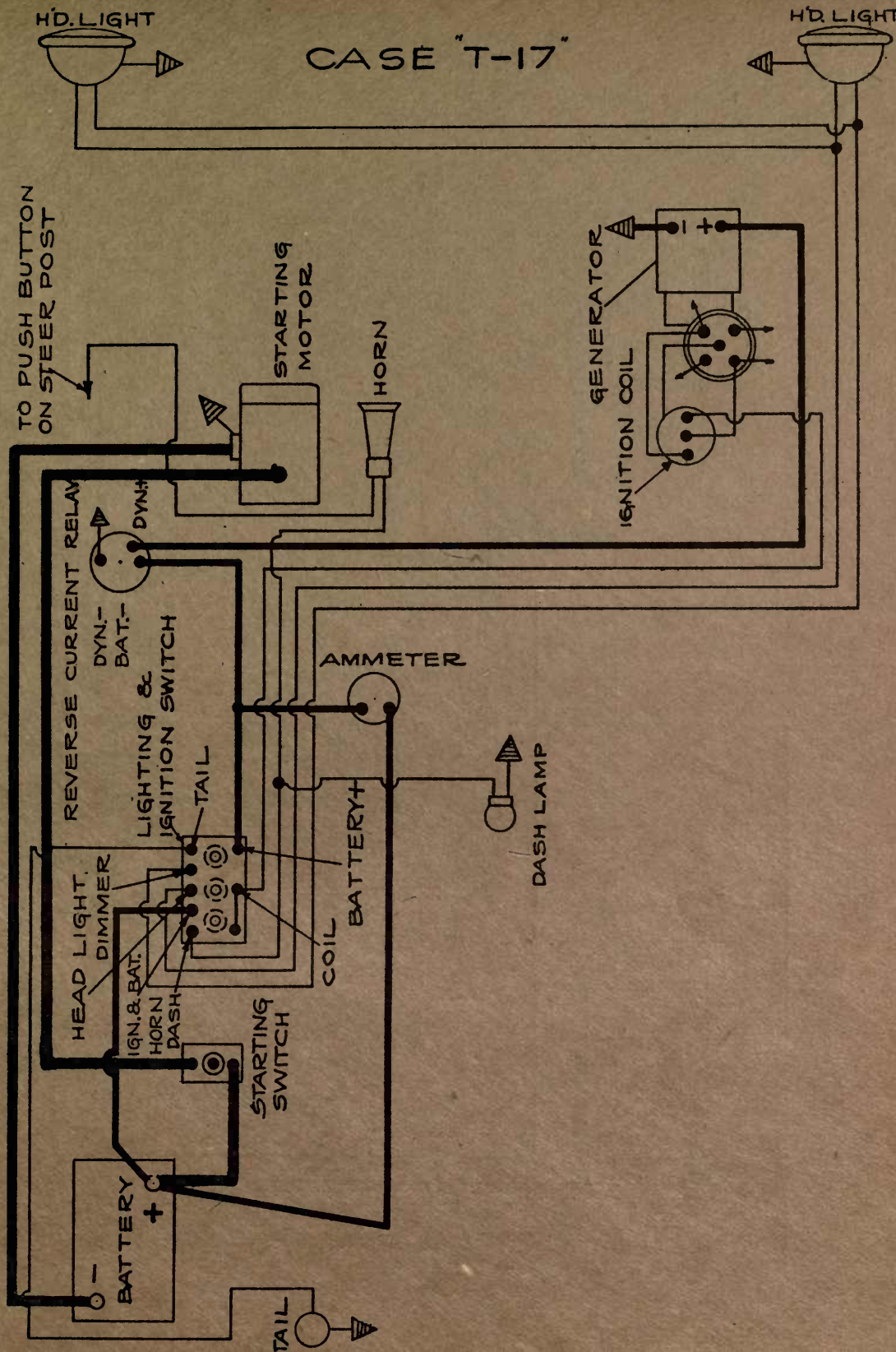


Mod. 55-1917—CADILLAC—Mod. 57-1918 & 1919

DELCO



CASE "T-17"



L.H.D. LAMP

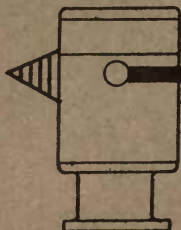
CASE U18—1918-1919
WESTINGHOUSE

R.H.D. LAMP

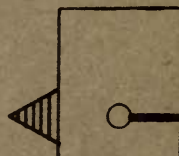


STARTING MOTOR
TYPE N2 710

DYNAMO
TYPE N2 760



HORN



STARTING
SWITCH

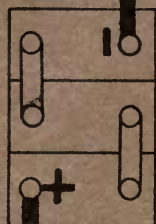
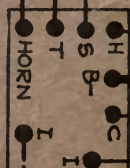
BUTTON
ON STEERING
COLUMN

AMMETER

COWL


S.J.W. 4
16 VOLT WILL
BATTERY

STEERING POST SWITCH



TONNEAU LAMP

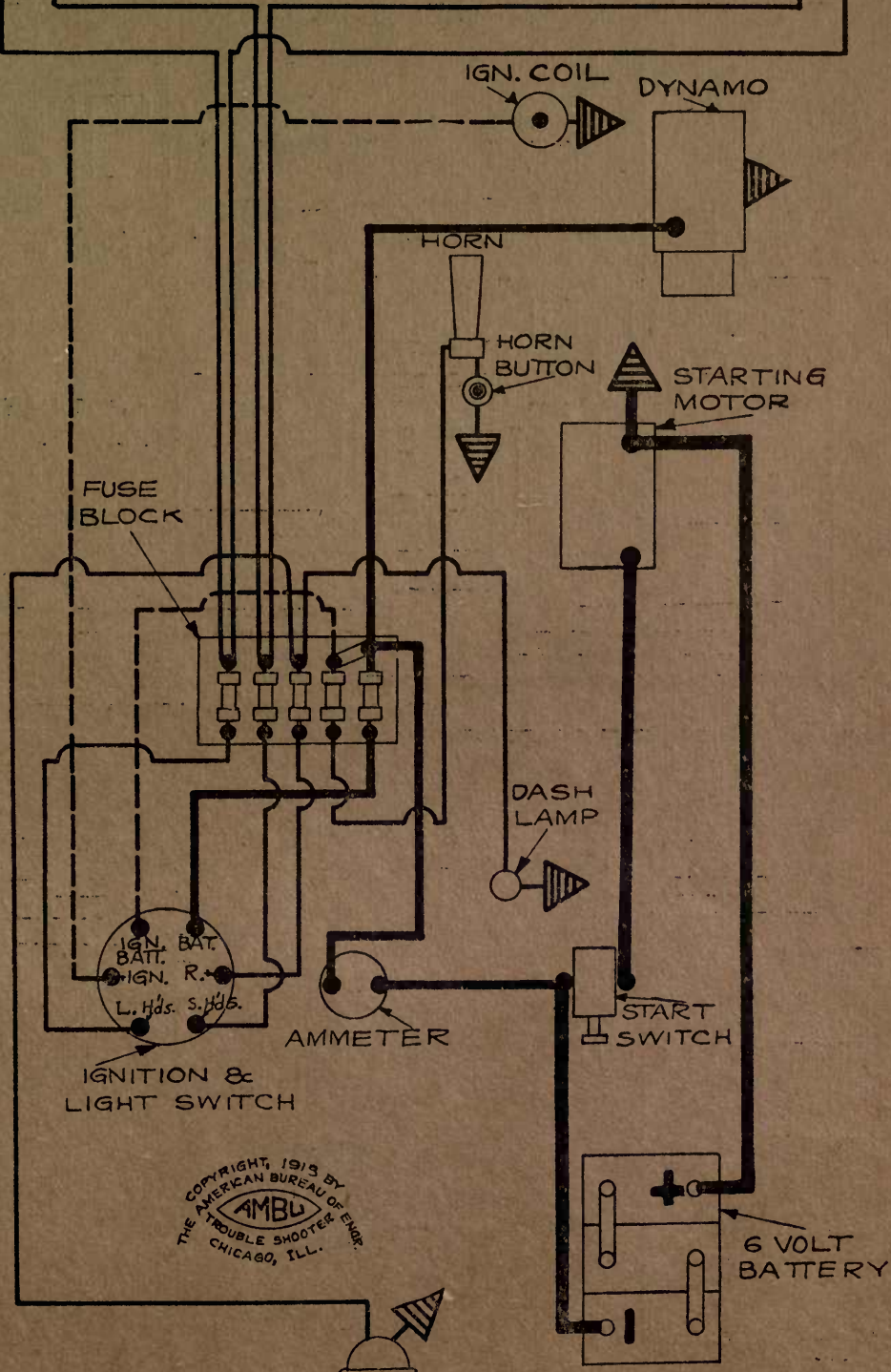
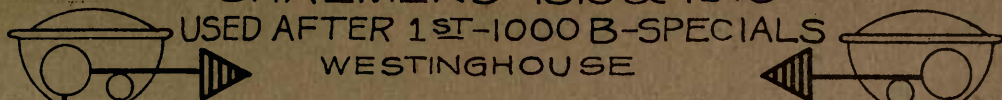
TAIL



H.D. LAMP

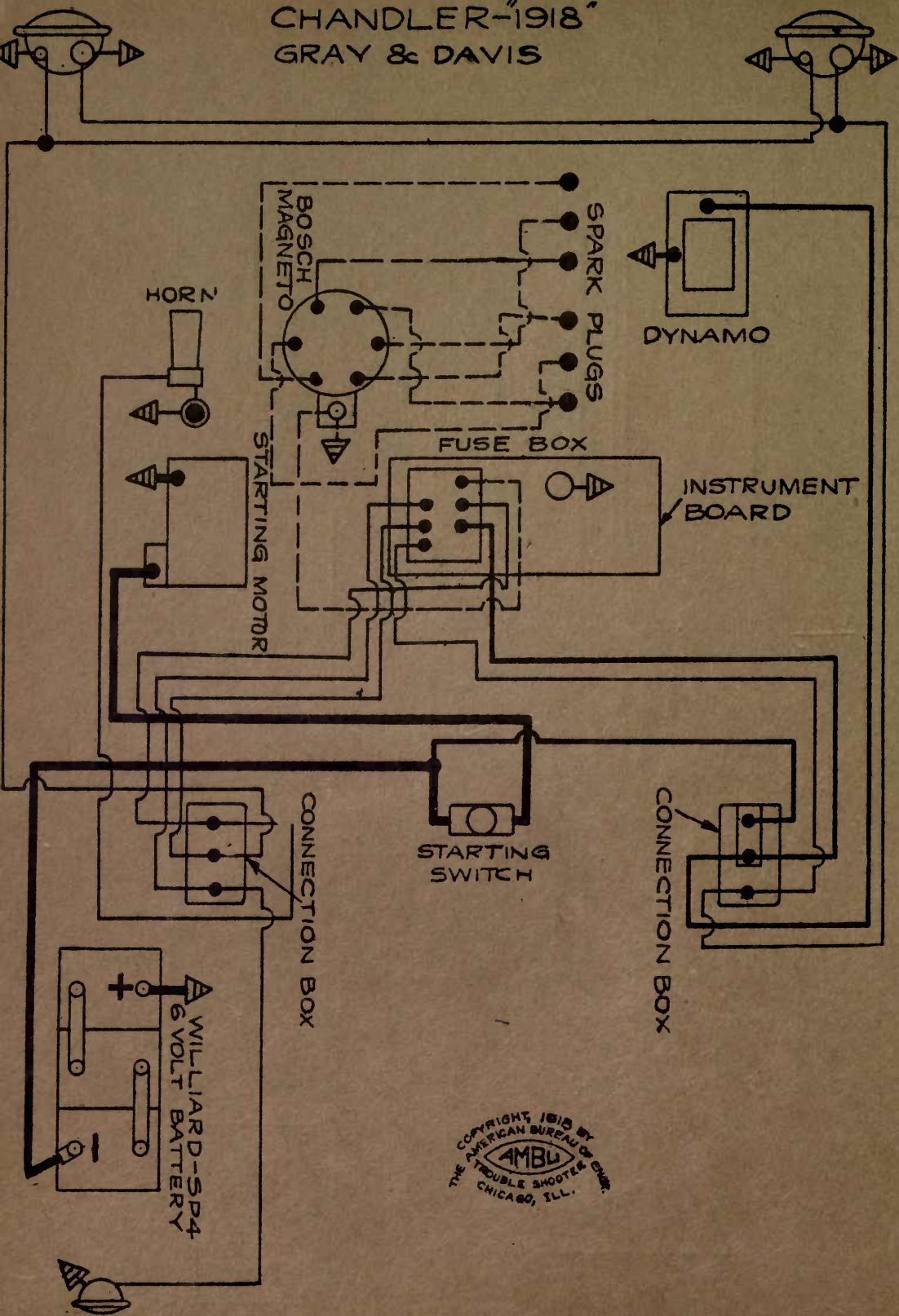
CHALMERS "1918 & 1919" USED AFTER 1ST-1000 B-SPECIALS WESTINGHOUSE

H.D. LAMP



COPYRIGHT, 1913 BY
THE AMERICAN BUREAU OF ENGINEERING
AMB
TROUBLE SHOOTER
CHICAGO, ILL.

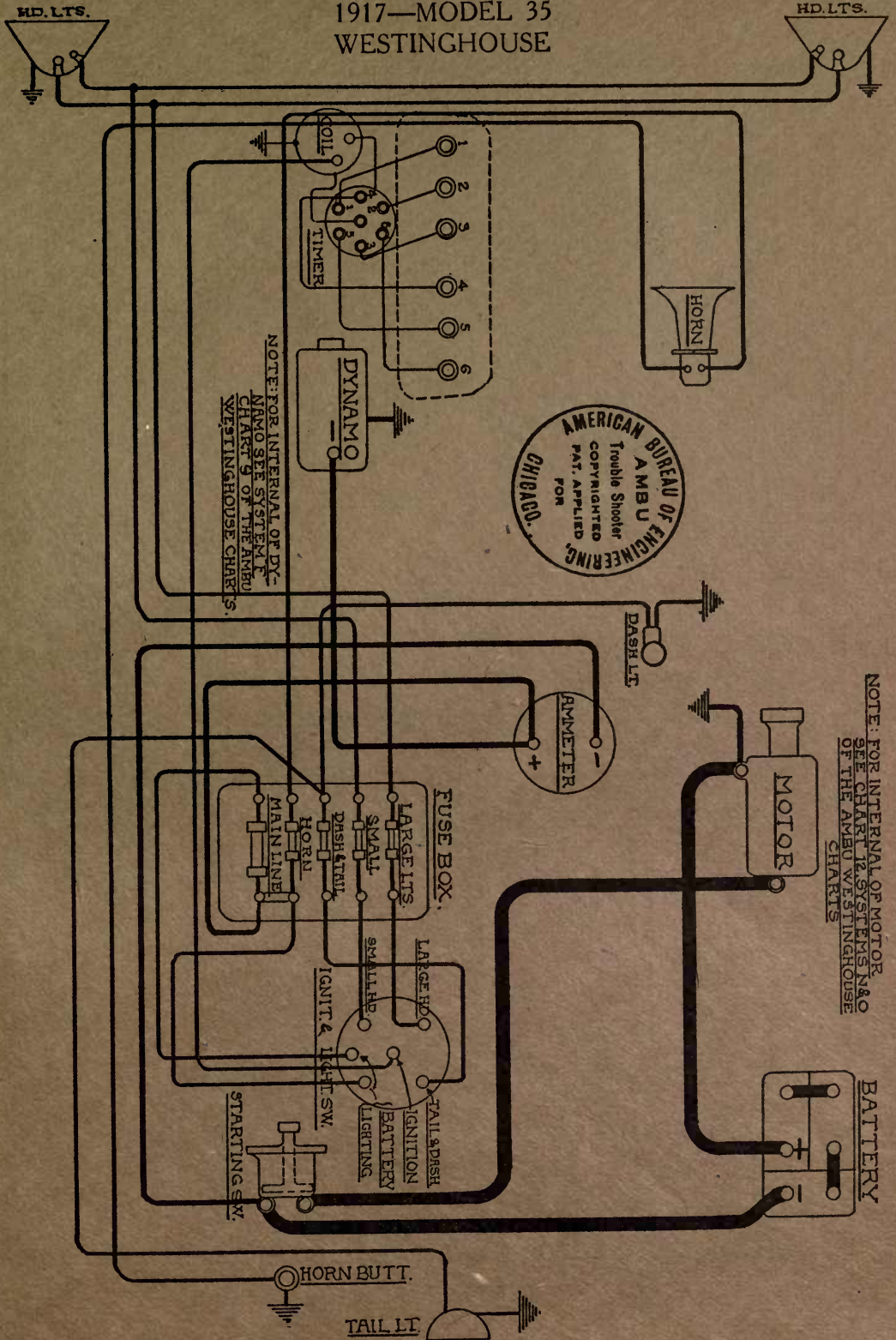
CHANDLER "1918" GRAY & DAVIS



CHALMERS SIX 30

1917—MODEL 35

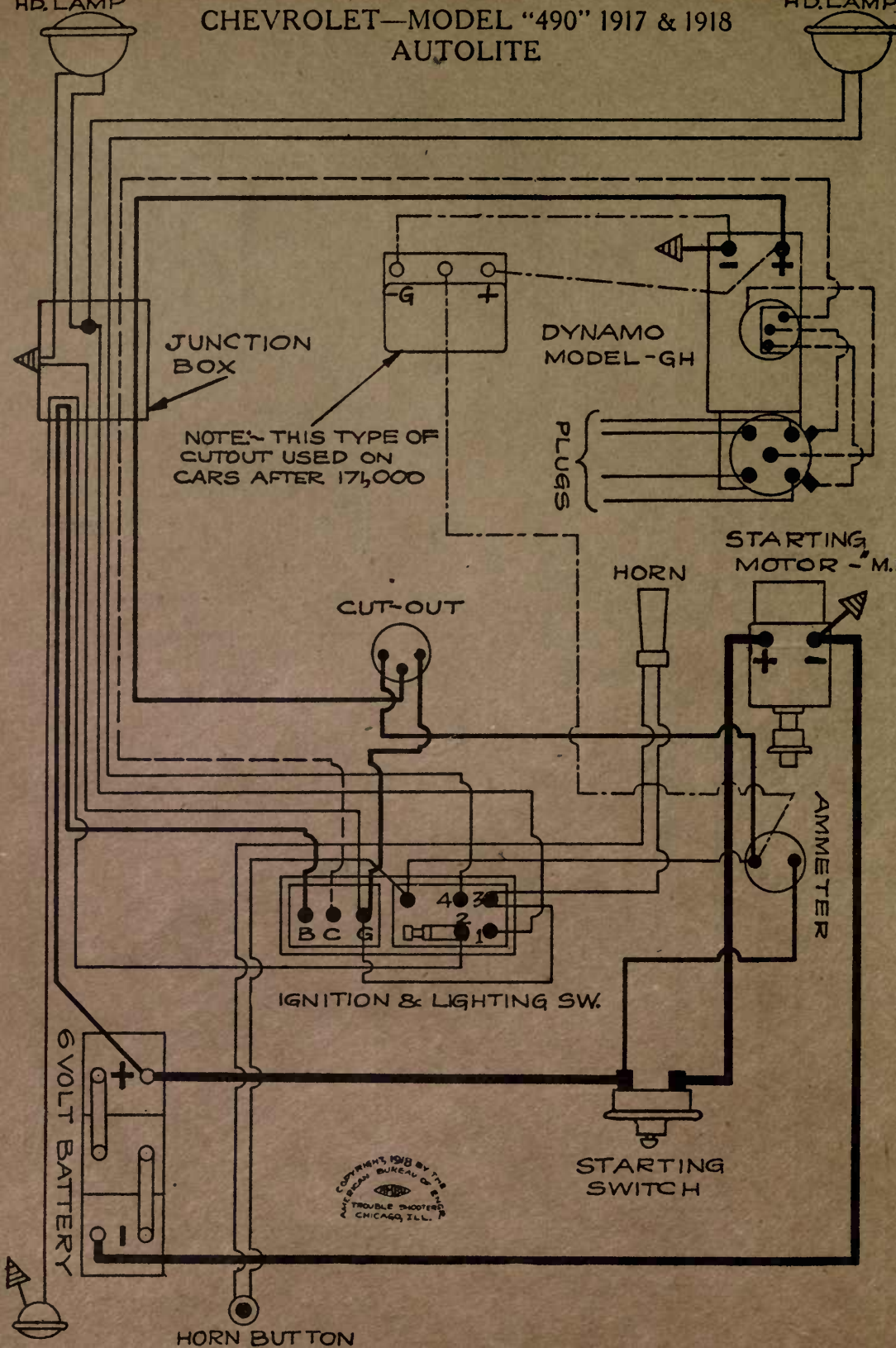
WESTINGHOUSE



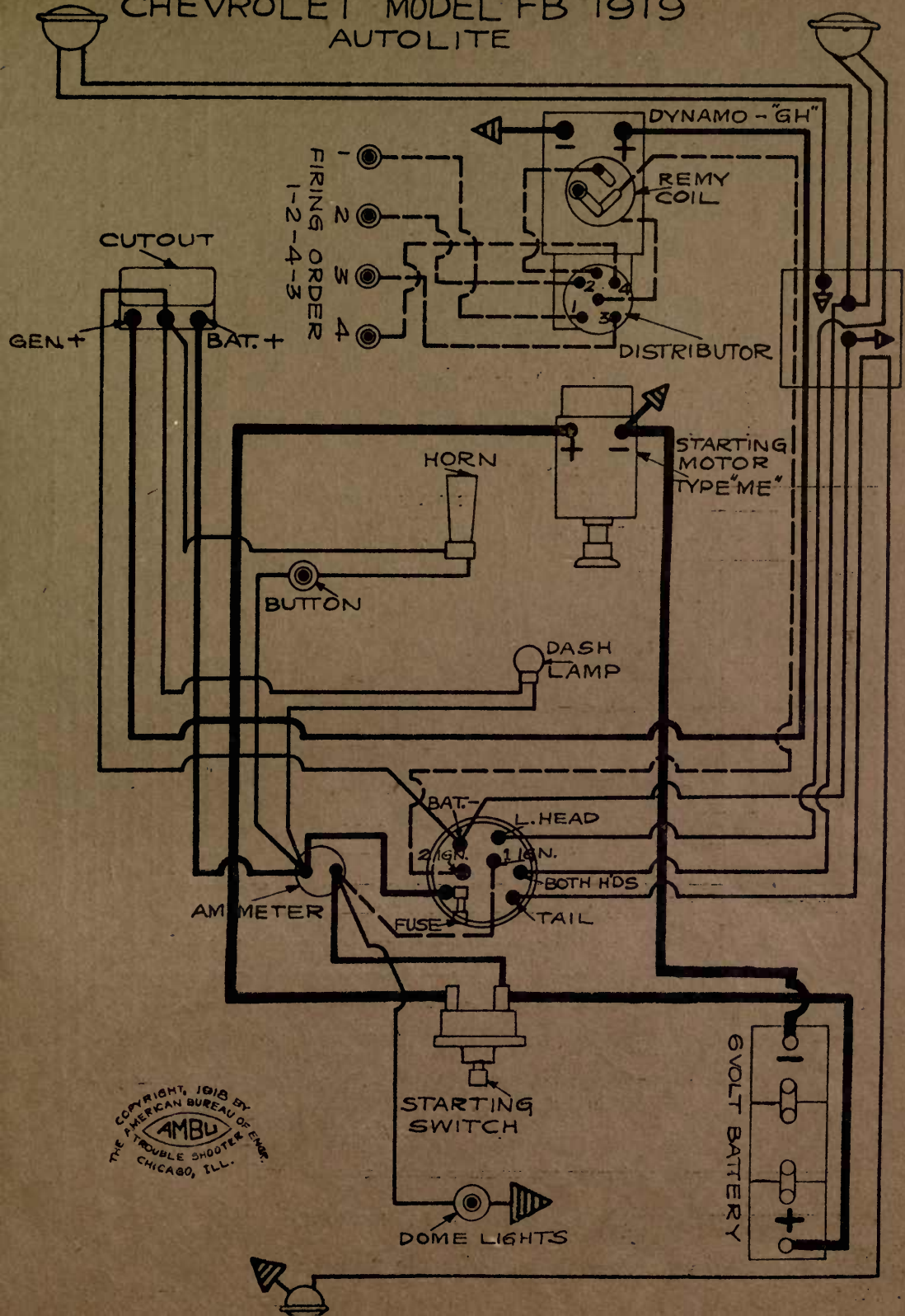
H.D. LAMP

CHEVROLET—MODEL "490" 1917 & 1918 AUTOLITE

H.D. LAMP



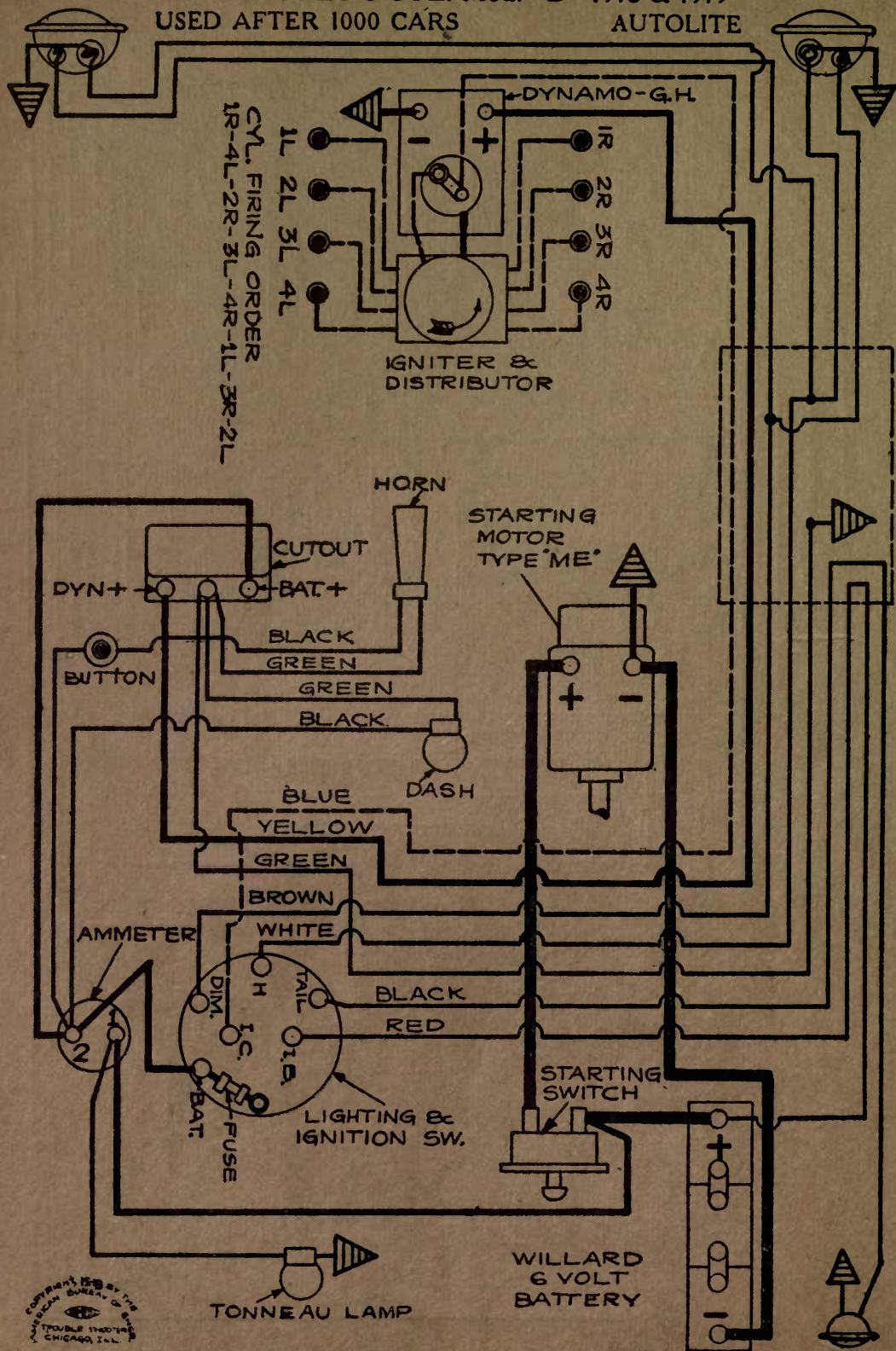
CHEVROLET MODEL "FB" 1919 AUTOLITE



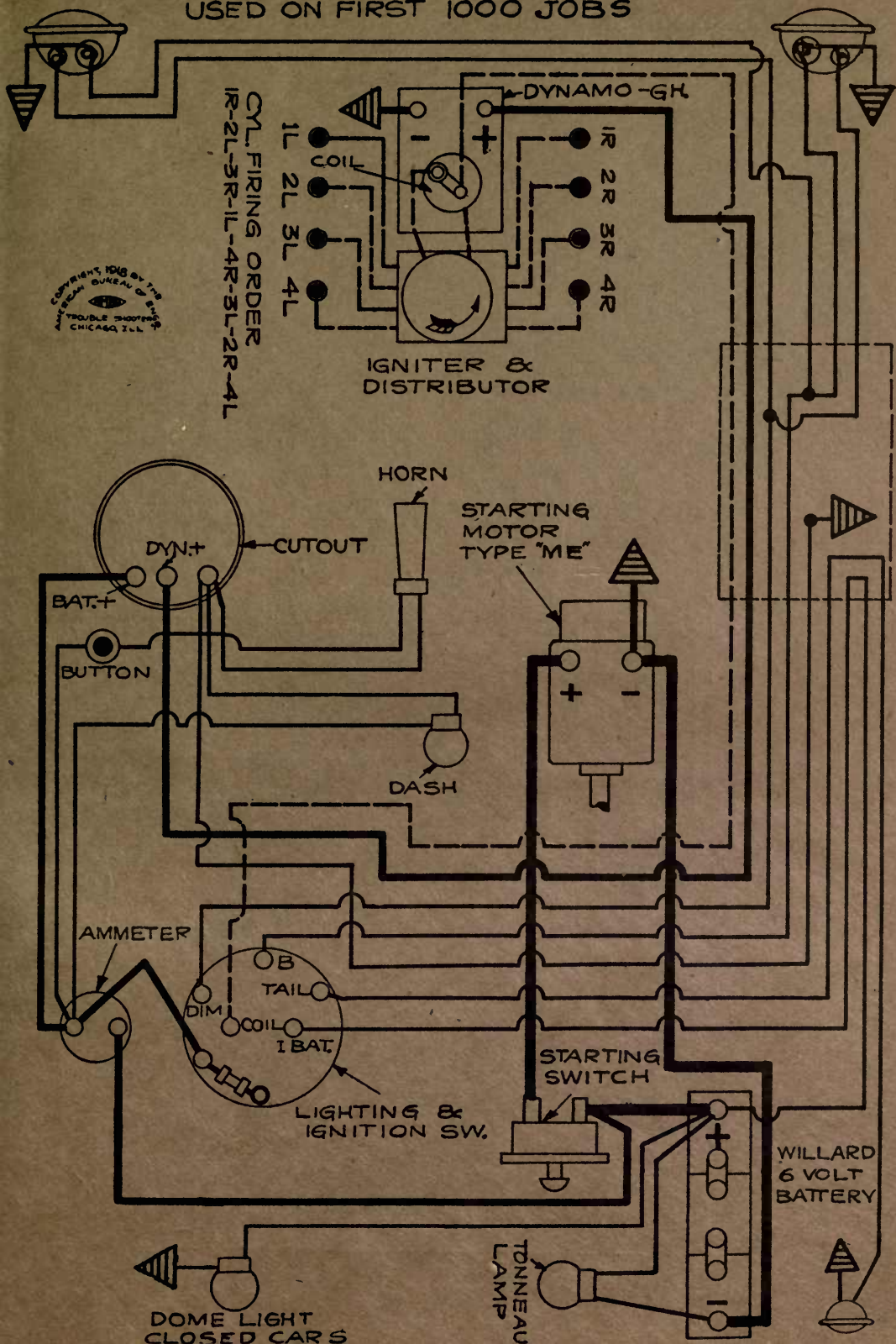
COPYRIGHT, 1919 BY
THE AMERICAN BUREAU OF ENGINEERING
TROUBLE SHOOTER & CHICAGO, ILL.

CHEVROLET 8 CYL. Mod. "D" 1918 & 1919 USED AFTER 1000 CARS

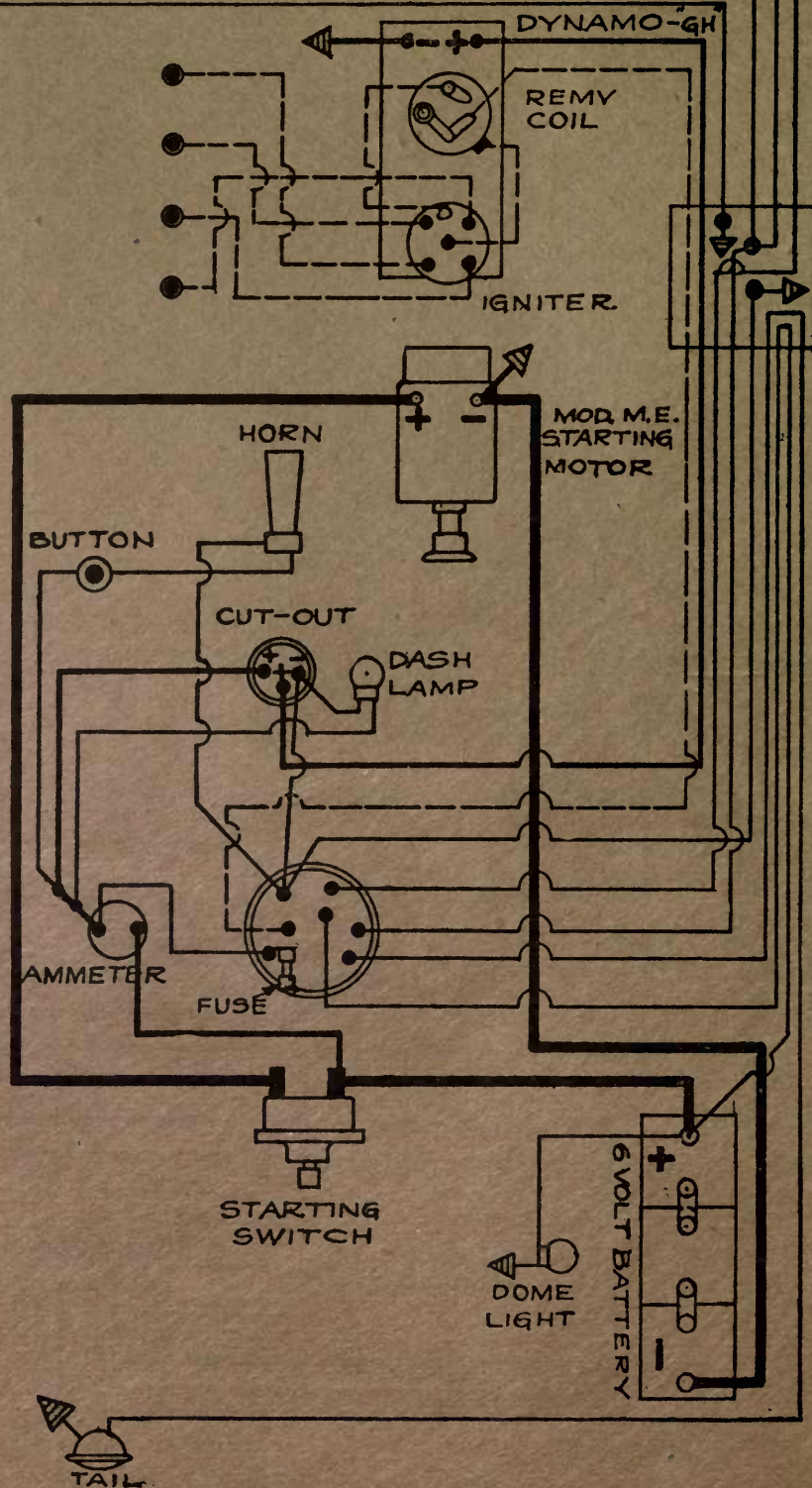
AUTOLITE



CHEVROLET-MOD. D-1918-8CYL. AUTOLITE USED ON FIRST 1000 JOBS



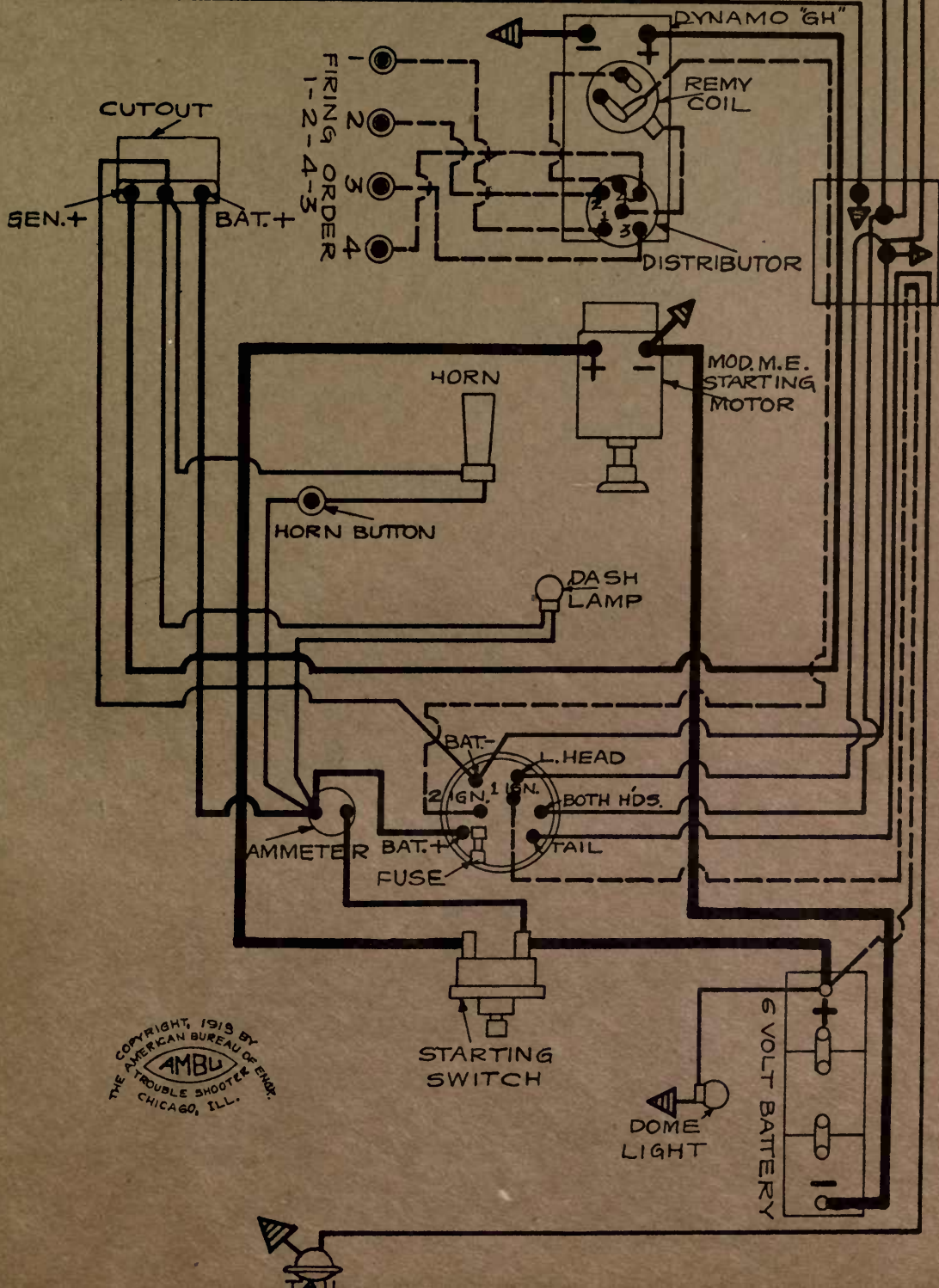
CHEVROLET Mod. "FA" 1917 & 1918
USED ON FIRST 7925 CARS
AUTOLITE
ALSO MODEL F "1917"—PRODUCTION



COPYRIGHT 1918 BY THE
AUTOLITE BUREAU OF
TROUBLE SHOOTING
CHICAGO, ILL.

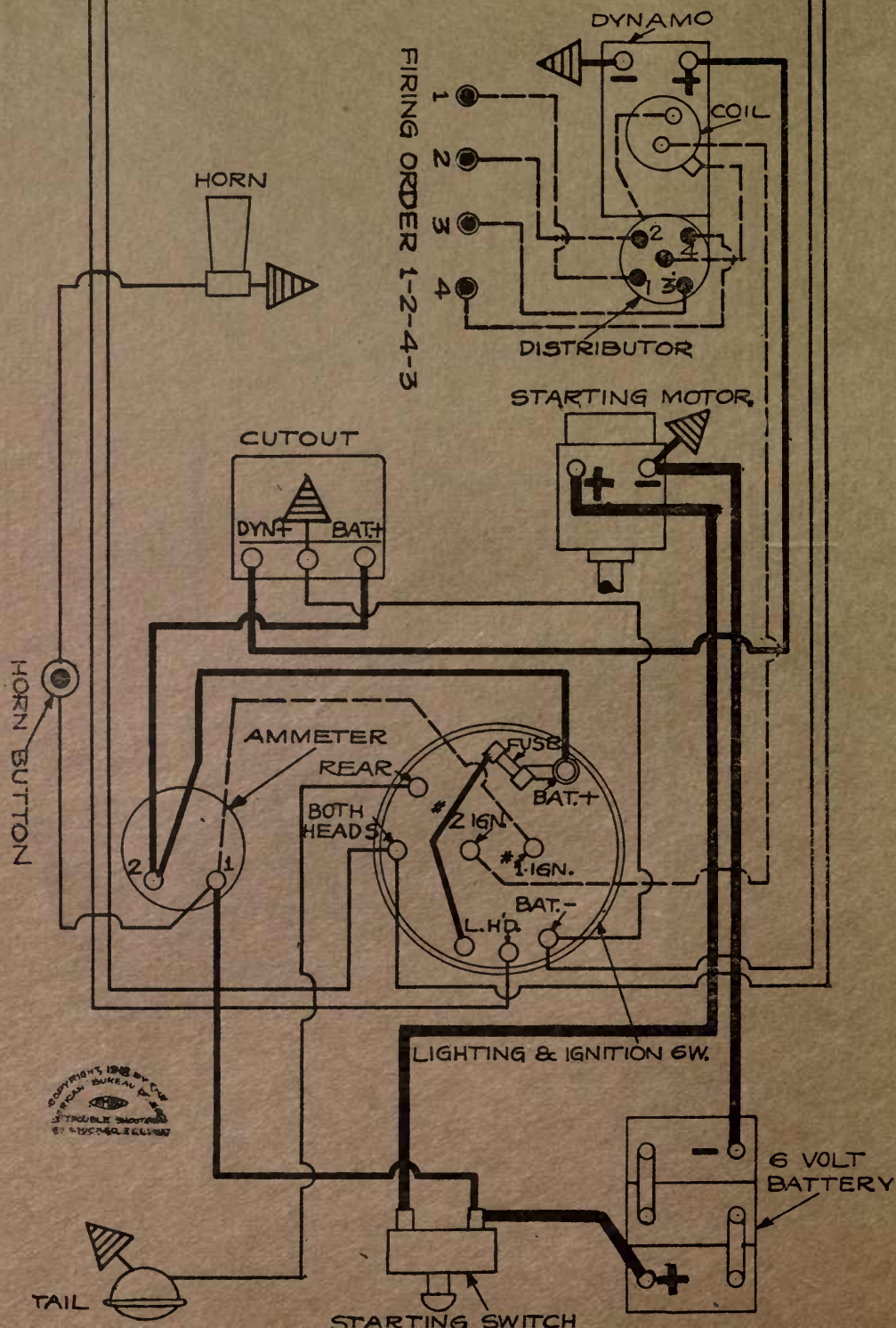
CHEVROLET MOD. "FA" 1918-1919

USED AFTER 7925 CARS
AUTOLITE



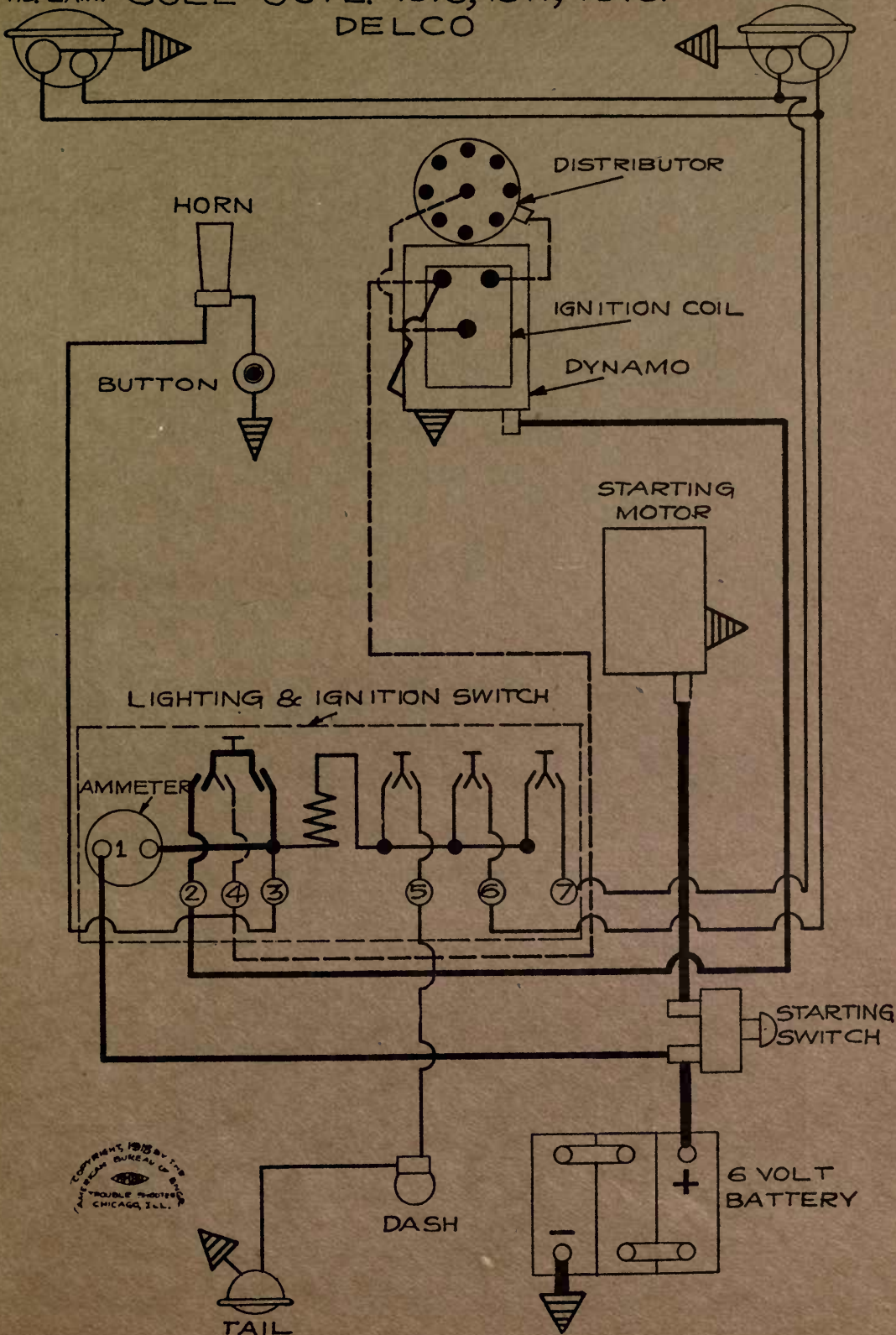
COPYRIGHT, 1919 BY
THE AMERICAN BUREAU OF ENGINEERING
TROUBLE SHOOTER
CHICAGO, ILL.

HD. LAMP CHEVROLET 1918-1919 ONE TON TRUCK HD. LAMP AUTOLITE

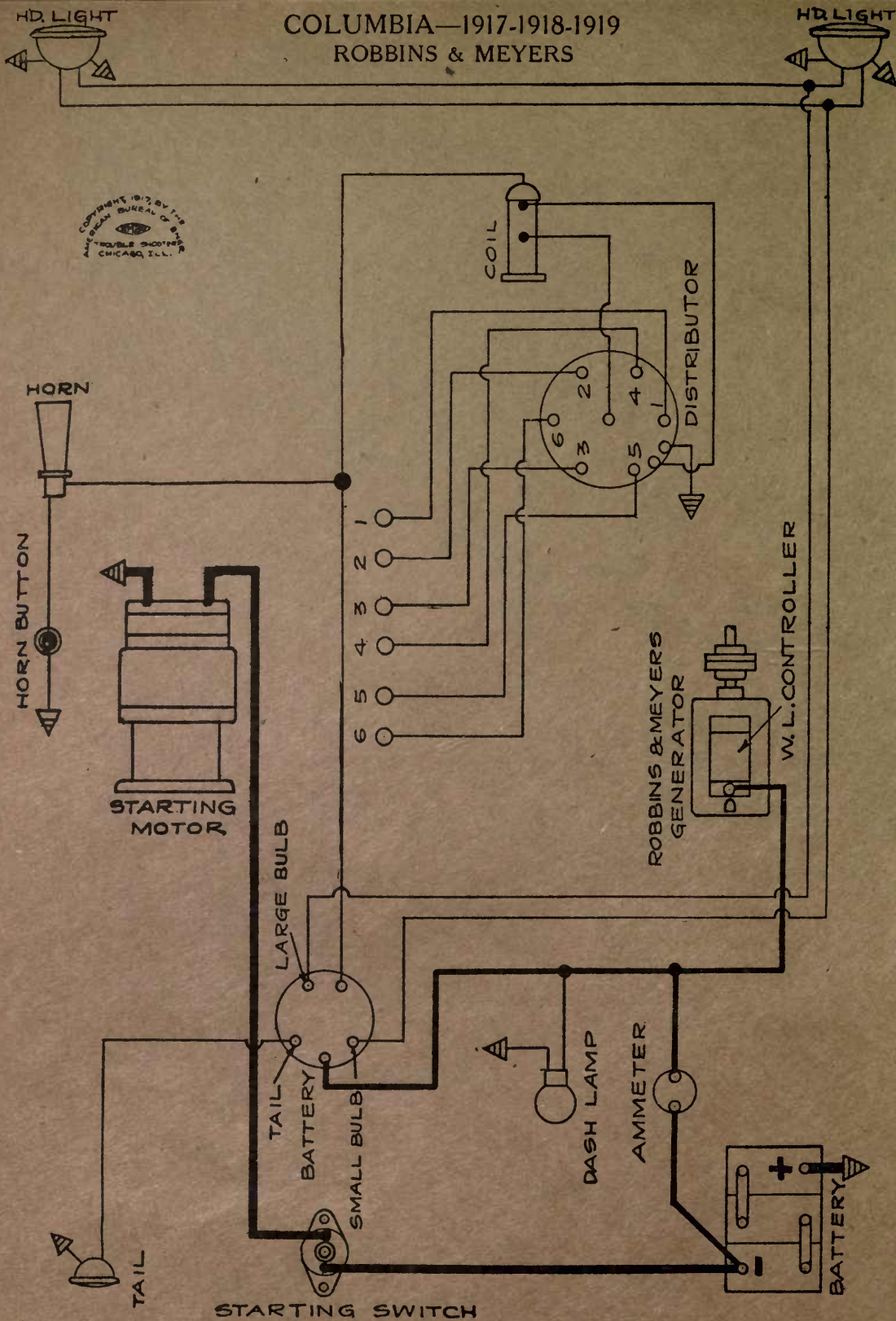


HD. LAMP COLE - 8CYL. - 1916, 1917, 1918.
DELCO

HD. LAMP

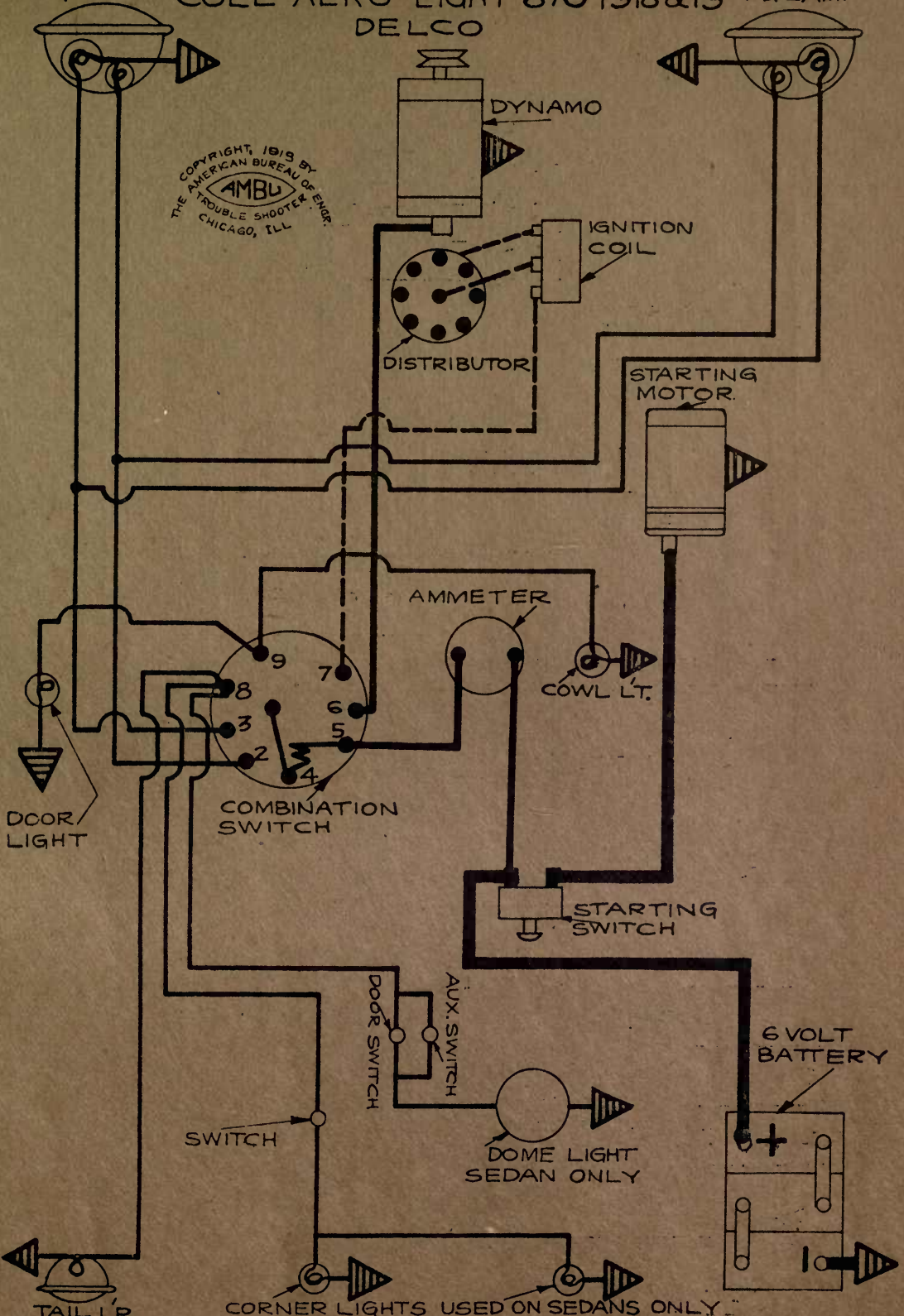


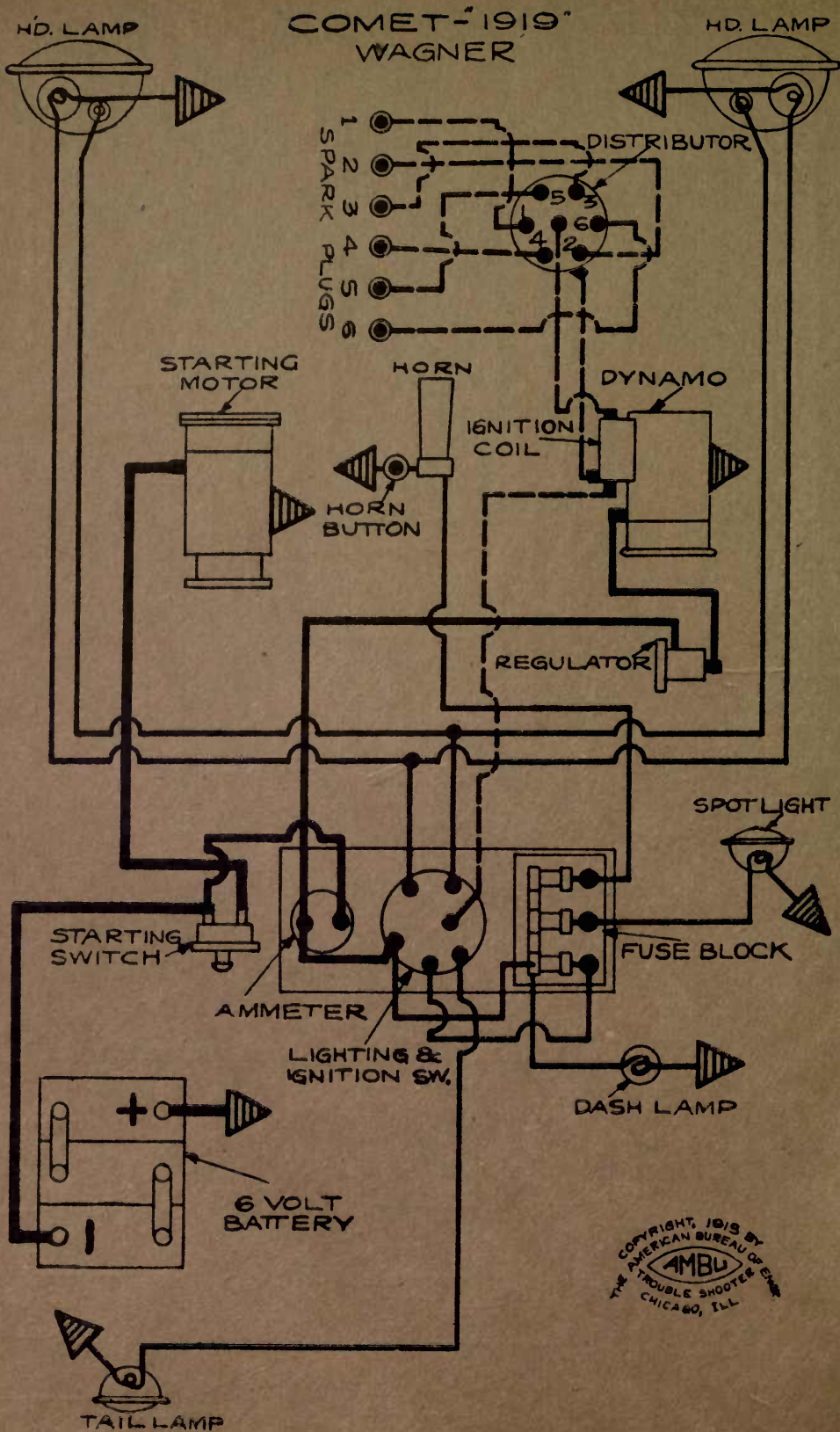
COLUMBIA-1917-1918-1919 ROBBINS & MEYERS



H.D. LAMP COLE AERO-EIGHT "870" 1918 & 19 H.D. LAMP
DELCO

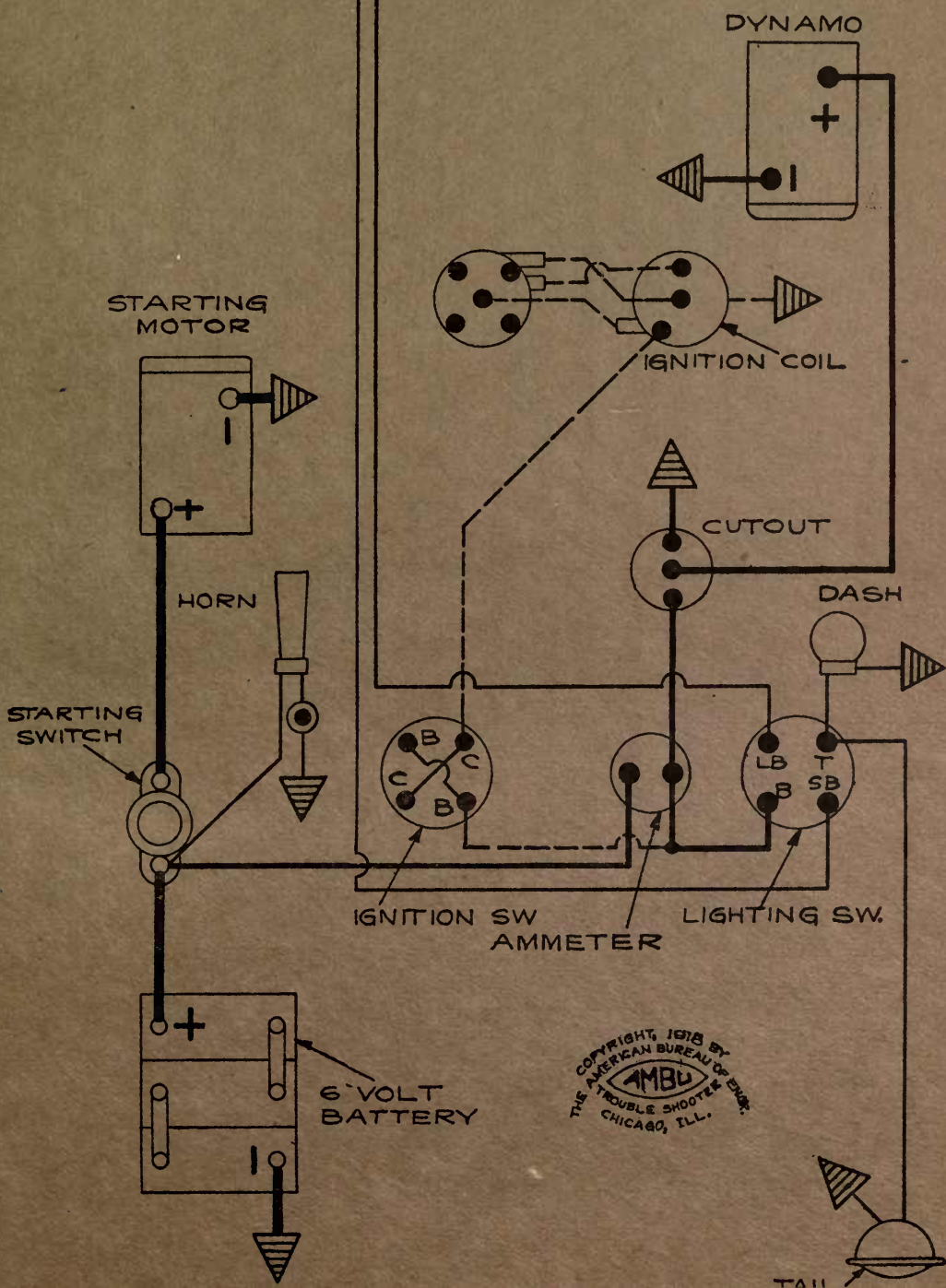
COPYRIGHT, 1919 BY
THE AMERICAN BUREAU OF ENG'G.
AMBU
THE TROUBLE SHOOTER, CHICAGO, ILL.



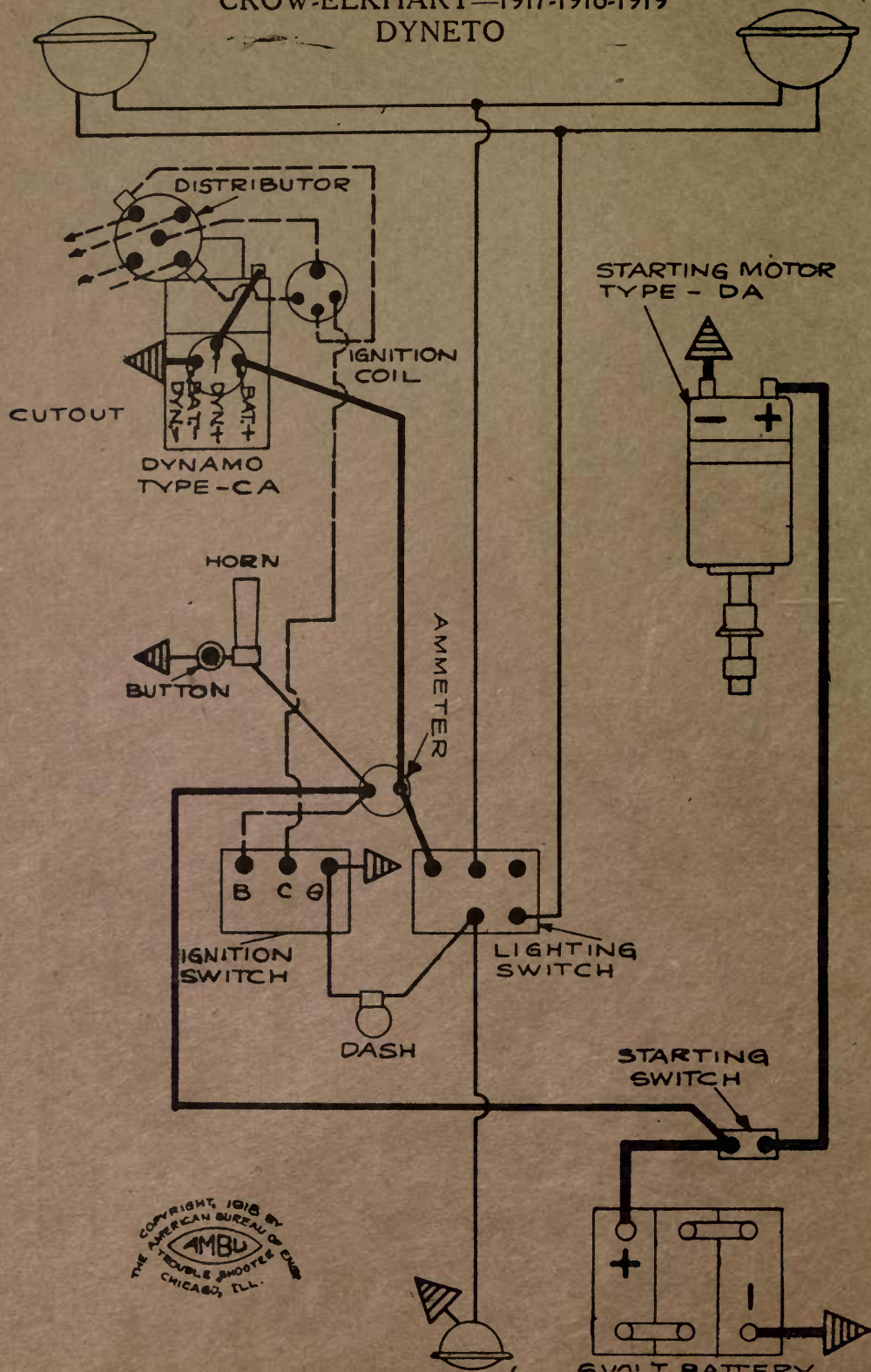


COPYRIGHT, 1919 BY
THE AMERICAN BUREAU OF ENGINEERING
CHICAGO, ILL.

HQ LAMP COMMONWEALTH "ULTRA-4-40" '1918 HQ LAMP DYNETO

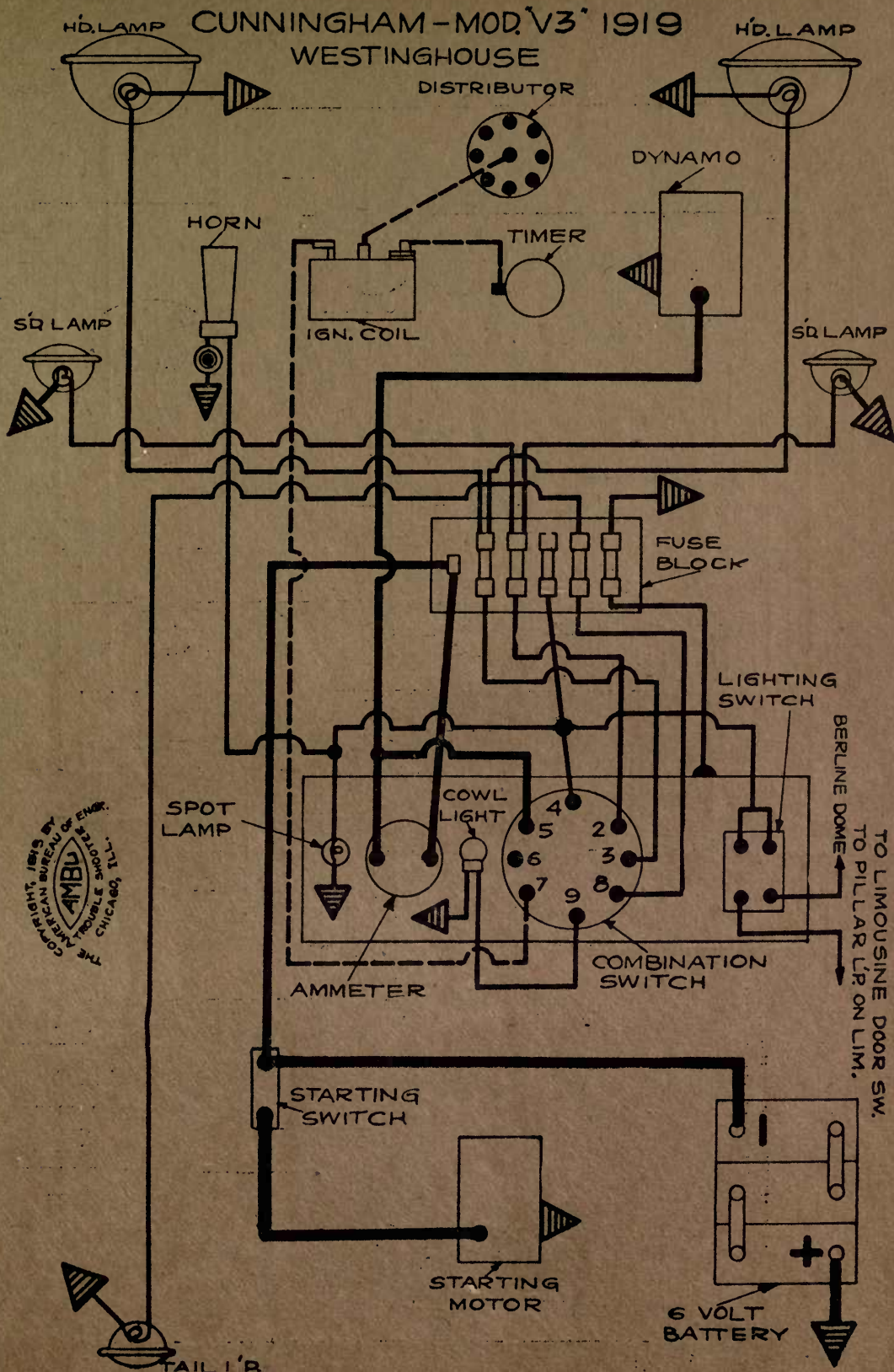


CROW-ELKHART—1917-1918-1919 DYNETO



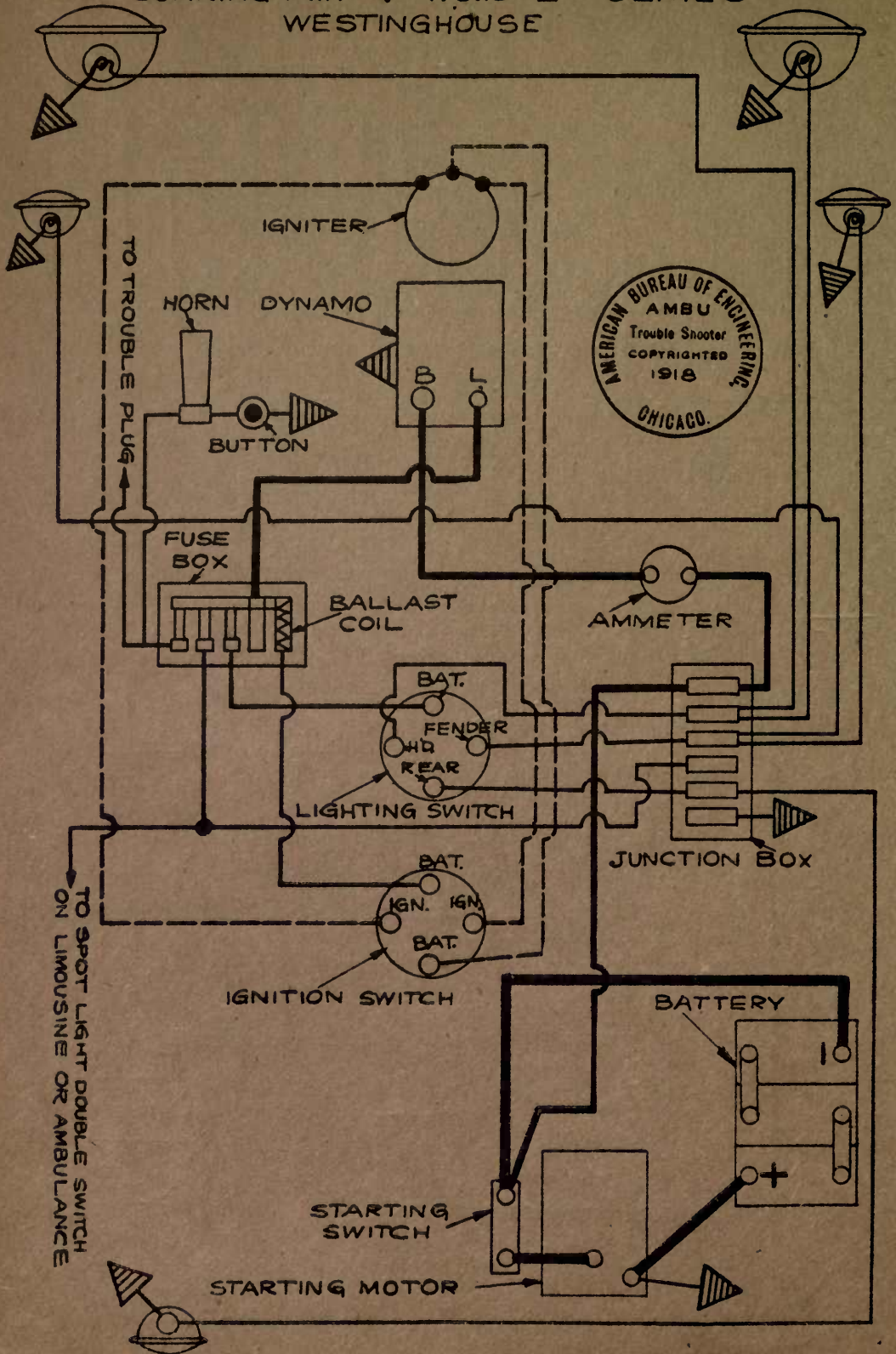
COPYRIGHT, 1918 BY
THE AMERICAN BUREAU OF DIES
CHICAGO, ILL.

CUNNINGHAM - MOD. V3 - 1919 WESTINGHOUSE




COPYRIGHT, 1919 BY
THE AMERICAN BUREAU OF ENGINEERING
CHICAGO, ILL.
A TRUBLE SHOOTER

CUNNINGHAM-V-17&18 2ND SERIES
WESTINGHOUSE



H.D. LAMP CUNNINGHAM "V" 1917 & 1918 WESTINGHOUSE

H.D. LAMP



FENDER LIGHT



FENDER LIGHT

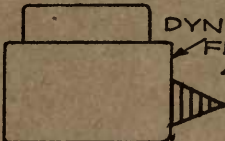


COPYRIGHT 1918 BY THE
AMERICAN BUREAU OF CARBON
TROUBLE SHOOTER
CHICAGO, ILL.

IGNITER



DYNAMO
FRAME
400



HORN



BUTTON



TROUBLE PLUG



BFA

CONTROLLER

FUSE BOX



JUNCTION BOX



AMMETER



BATTERY

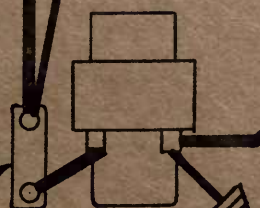


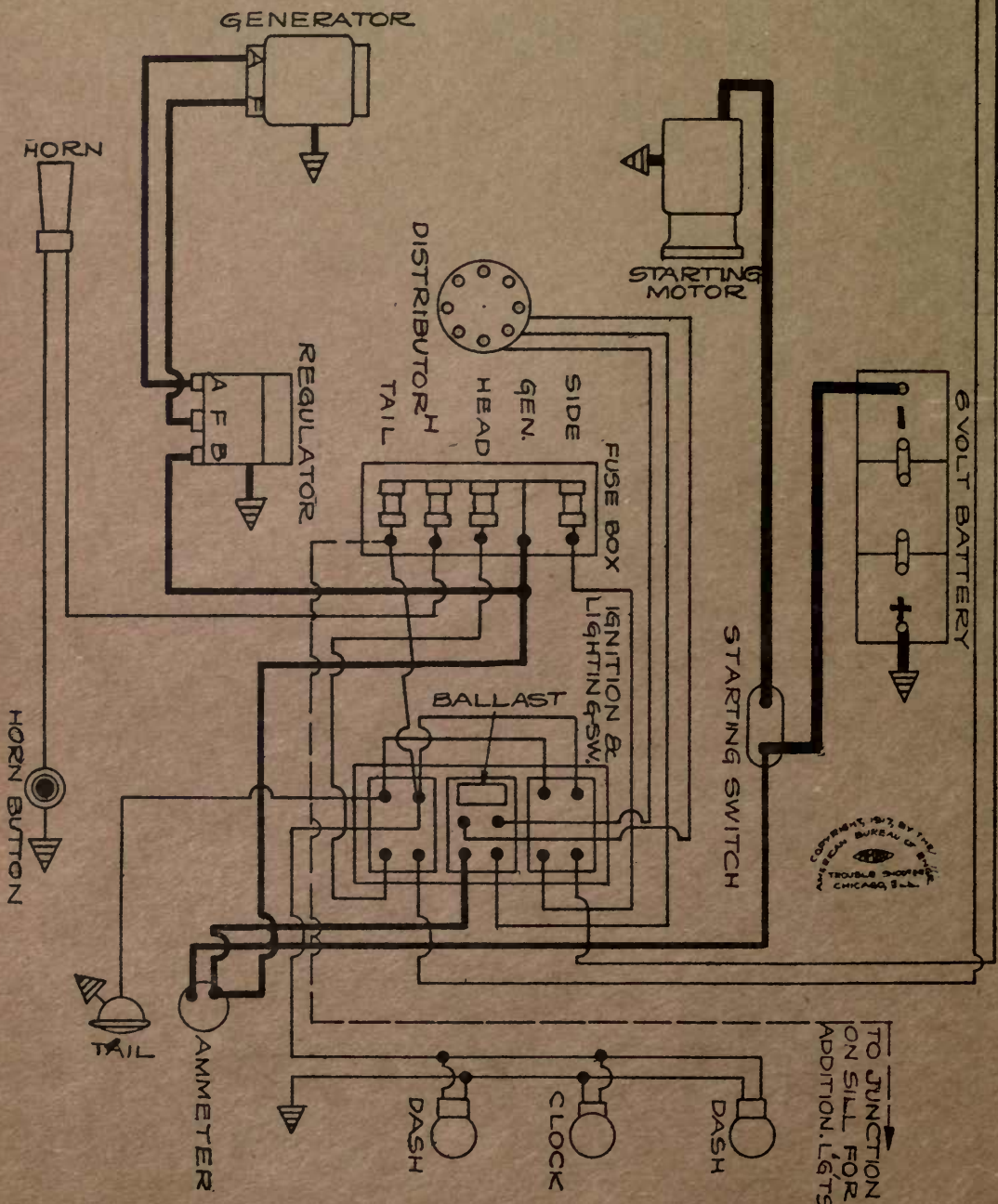
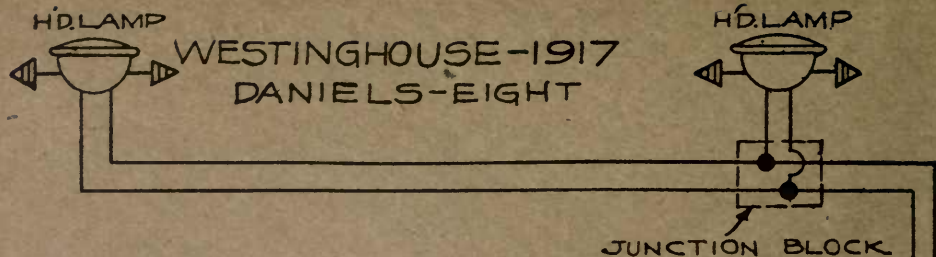
STARTING

IGNITION & LIGHTING SW. SWITCH



STARTING
MOTOR-502

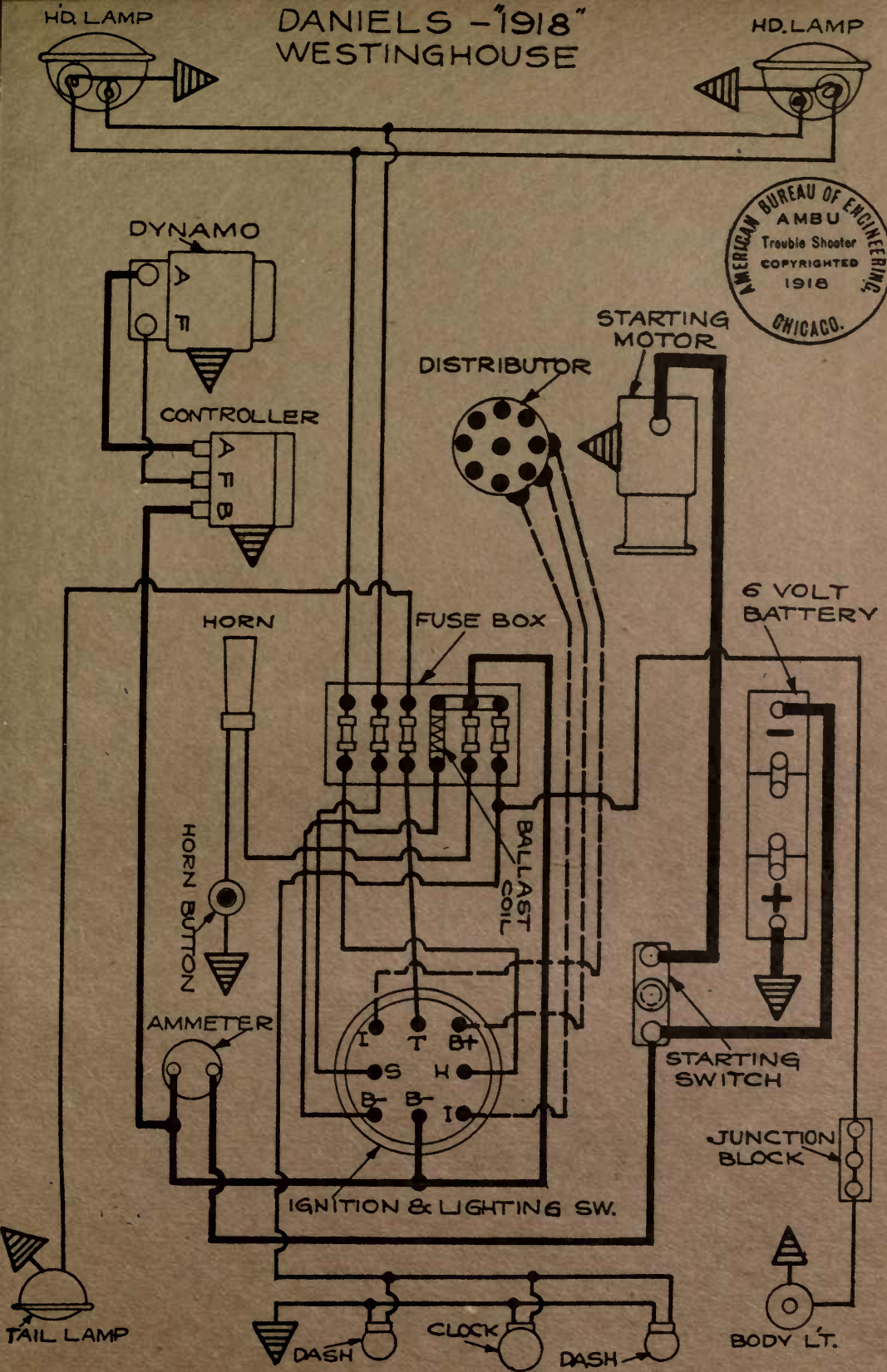




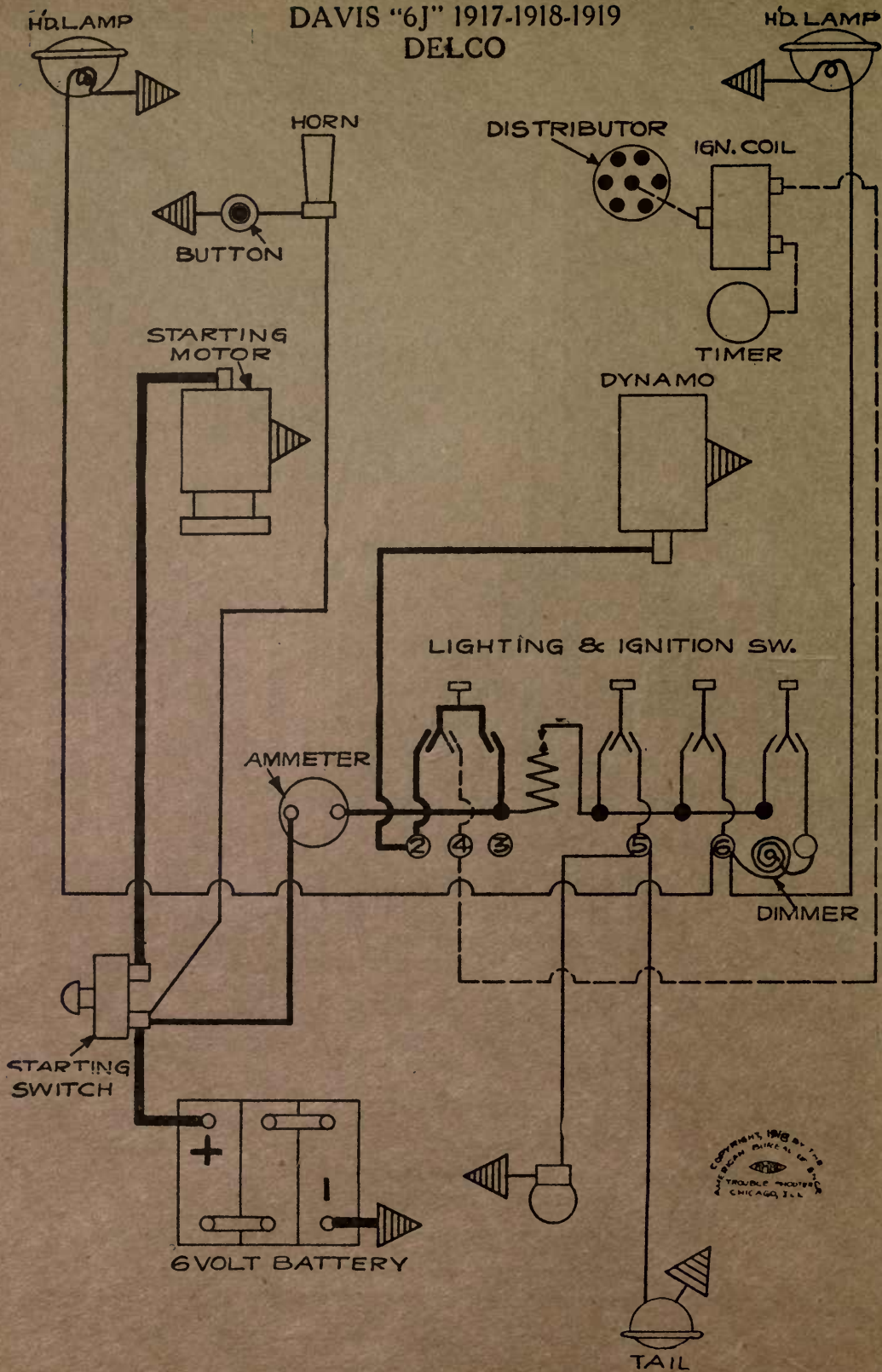
HD. LAMP

DANIELS -1918" WESTINGHOUSE

HD. LAMP



DAVIS "6J" 1917-1918-1919
DELCO

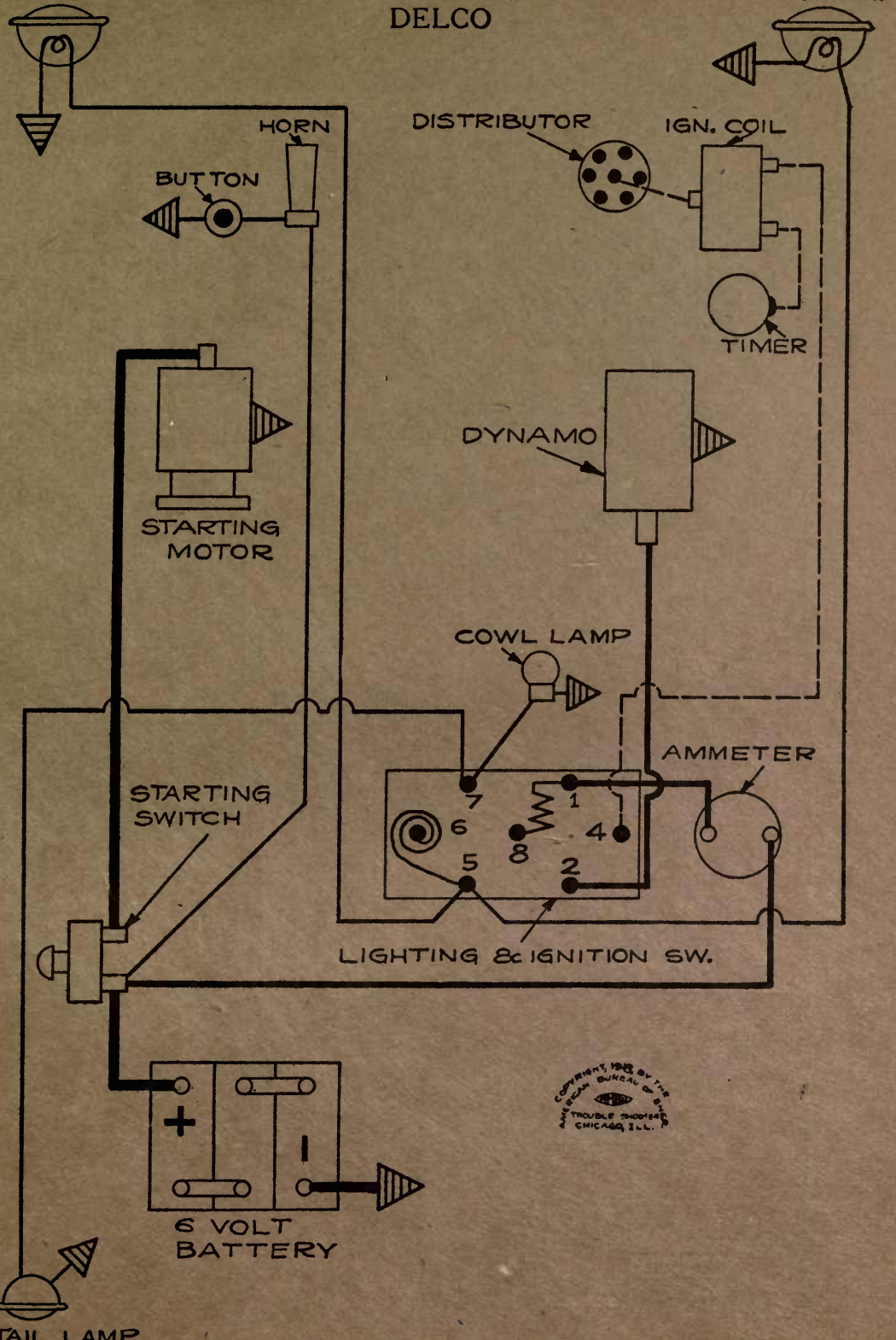


COPYRIGHT 1918 BY THE
DAVIS CAR CO.
CHICAGO, ILL.

HD. LAMP

DAVIS—MOD. 6H-6I-6K, 1917-1918-1919
DELCO

HD. LAMP



DISTRIBUTOR

IGN. COIL

BUTTON

TIMER

DYNAMO

STARTING
MOTOR

COWL LAMP

AMMETER

STARTING
SWITCH

LIGHTING & IGNITION SW.

6 VOLT
BATTERY

COPYRIGHT 1920 BY THE
AMERICAN BUREAU OF STANDARDS
TROUBLE SHOOTING
CHICAGO, ILL.

TAIL LAMP

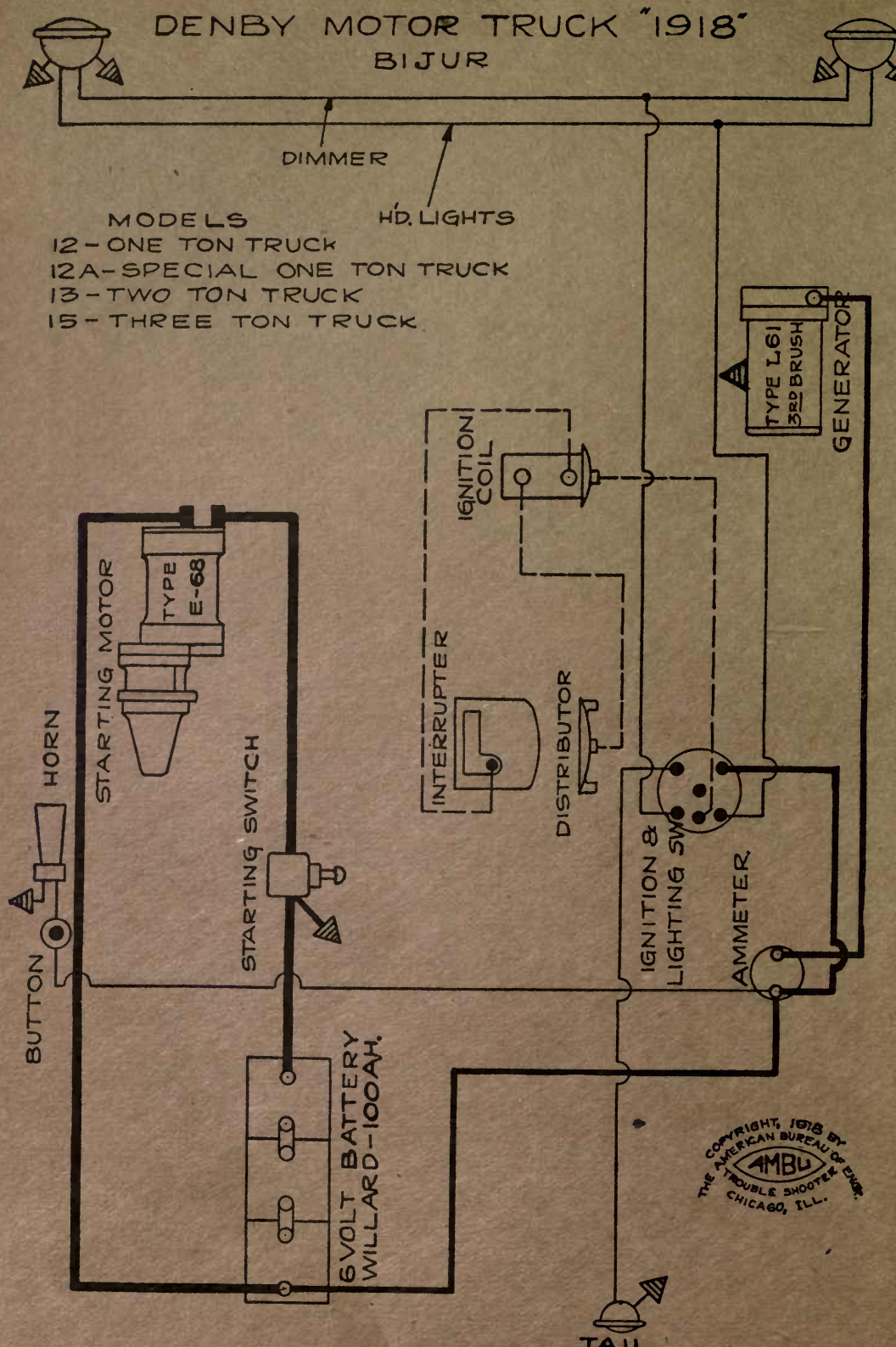
DENBY MOTOR TRUCK "1918" BIJUR

DIMMER

H'D. LIGHTS

MODELS

- 12-ONE TON TRUCK
- 12A-SPECIAL ONE TON TRUCK
- 13-TWO TON TRUCK
- 15-THREE TON TRUCK




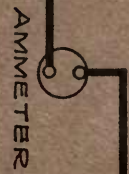
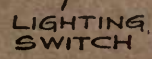
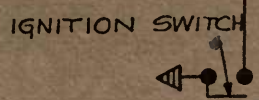
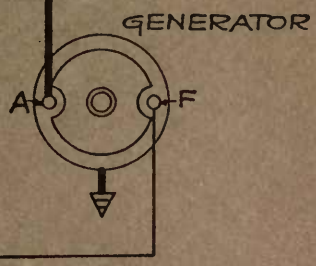

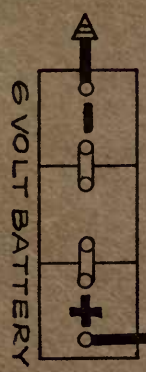
COPYRIGHT, 1918 BY
 THE AMERICAN BUREAU OF DIAG.
 TROUBLE & SHOOTER
 CHICAGO, ILL.



SPLITDORF-APLCO - '1917 DENNEEN - TRUCKS



COPYRIGHT, 1917, BY THE
AMERICAN BUREAU OF
AUTOVEHICLE SHOOTING
CHICAGO, ILL.

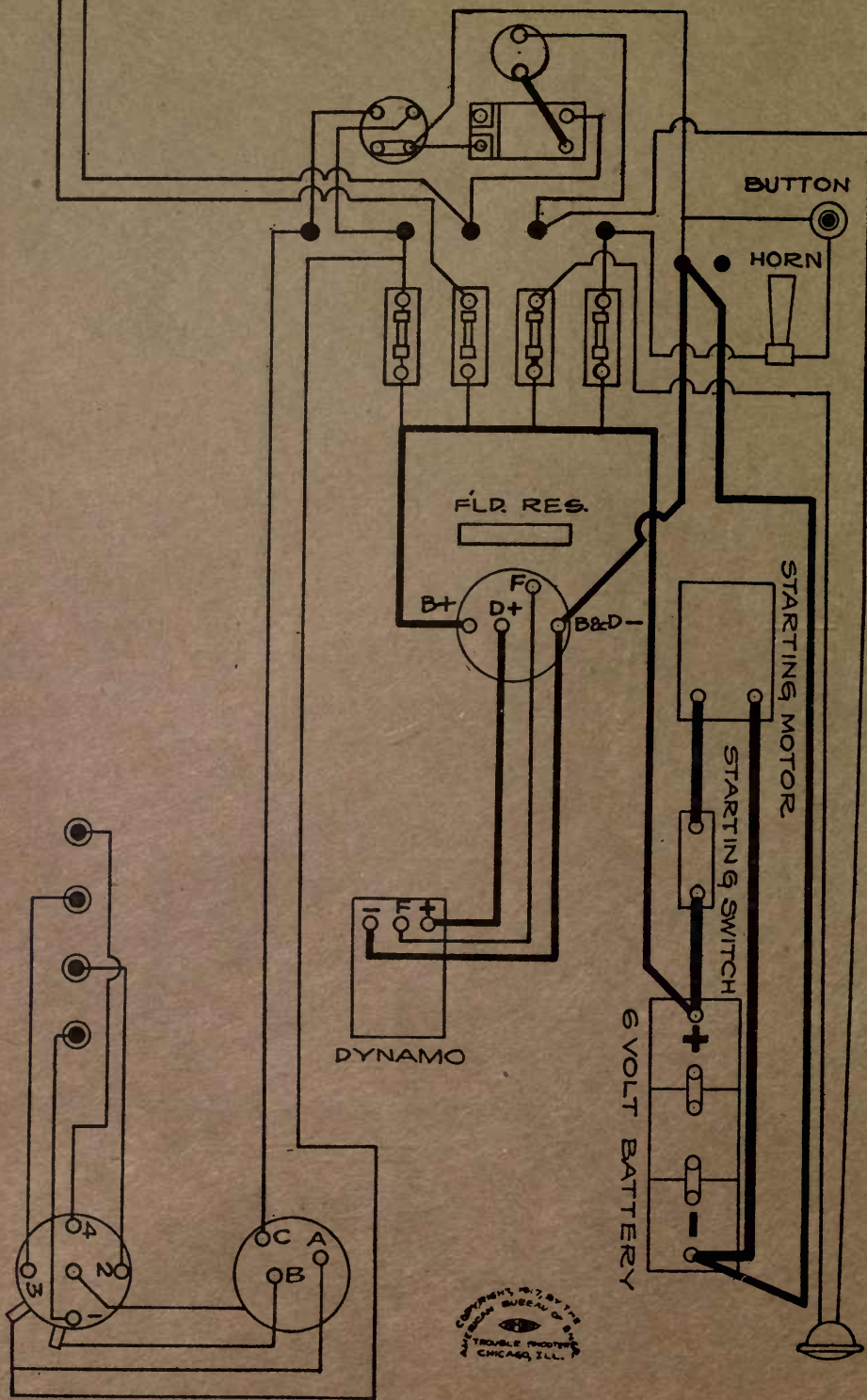


STARTING
MOTOR



DYNETO - "1916 - 1917"

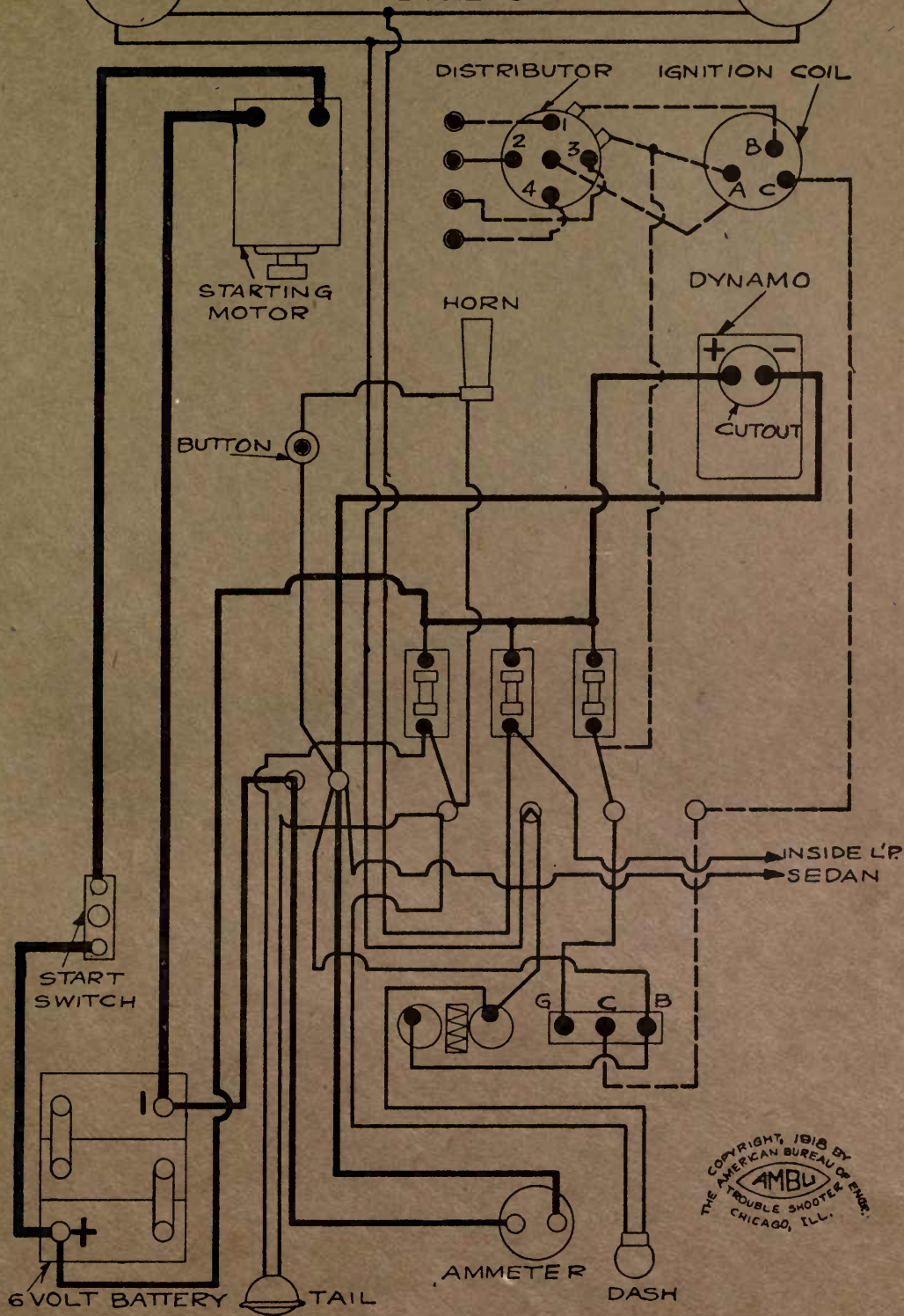
DIXIE FLYER CARS No 2200 & ABOVE



H.D. L.P.

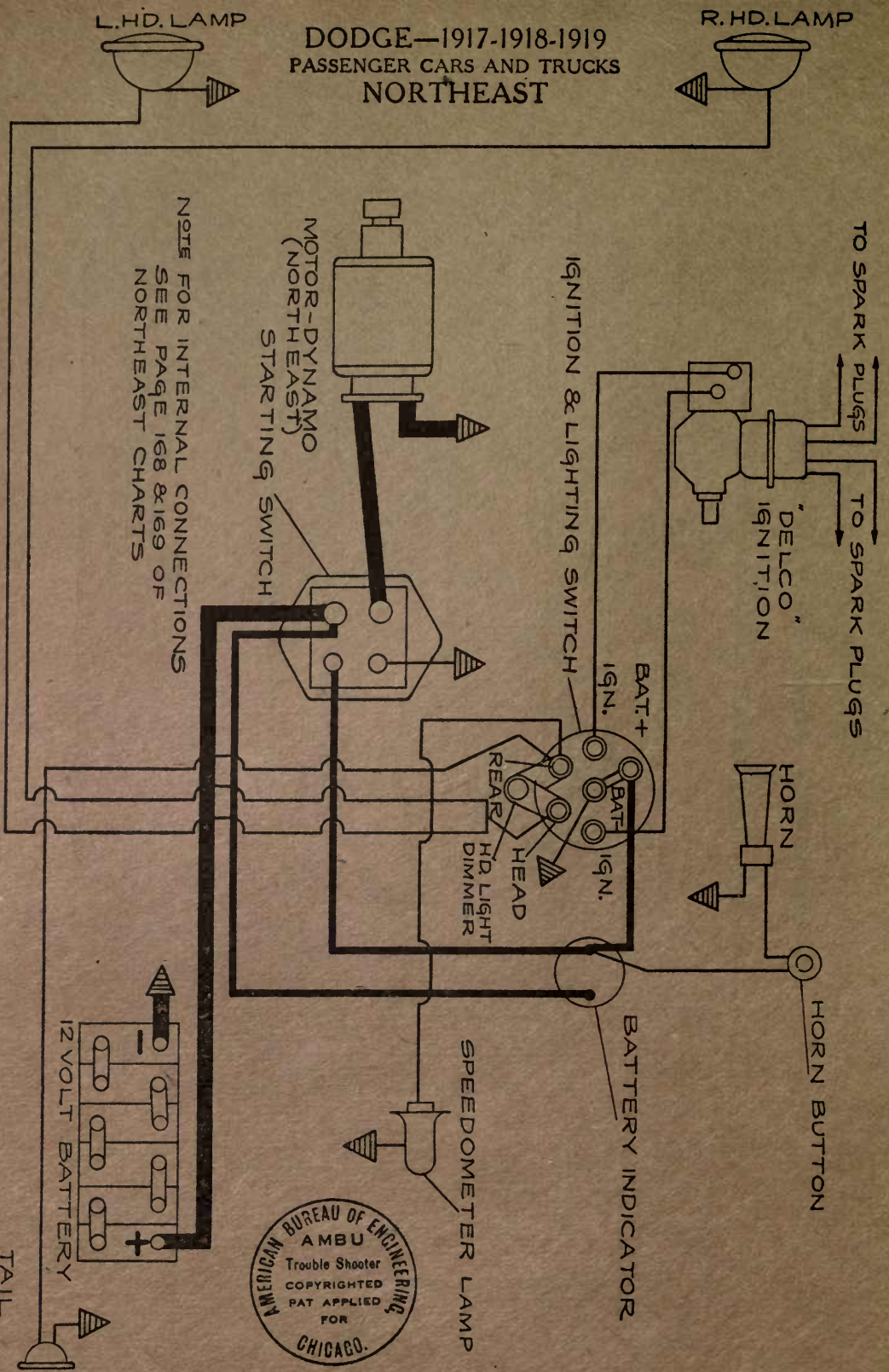
DIXIE FLYER—1917-1918-1919
CARS No. 3500 AND ABOVE
DYNETO

H.D. L.P.




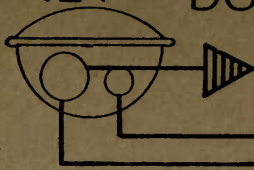
COPYRIGHT, 1918 BY
THE AMERICAN BUREAU OF ENGINEERING
CHICAGO, ILL.

DODGE—1917-1918-1919
PASSENGER CARS AND TRUCKS
NORTHEAST

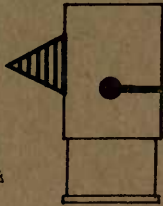


HQ LAMP DORRIS '6-80'-1919 WESTINGHOUSE

HQ. LAMP

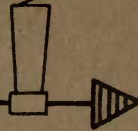


DYNAMO
No 760

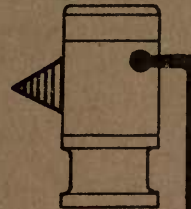


HORN

BUTTON



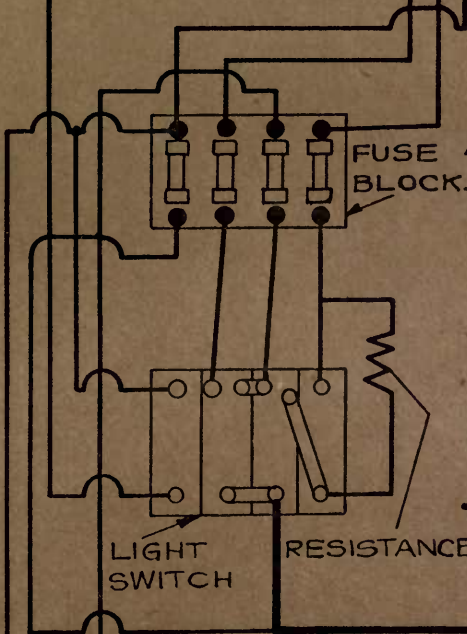
STARTING
MOTOR
No 710



COPYRIGHT, 1919 BY
THE AMERICAN BUREAU OF ENG'G.
AMBU
TROUBLE SHOOTER
CHICAGO, ILL.



DASH
LAMPS



FUSE
BLOCK.

LIGHT
SWITCH

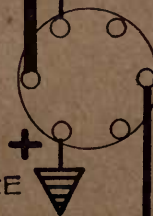
RESISTANCE



AMMETER

STARTING SWITCH

TO MAGNETO

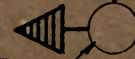


WILLARD
SJR4
6V. BATTERY



SWITCH

SOCKET FOR
INSPECTION L.P.

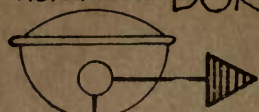


TONNEAU L.T.



TAIL L.P.

HD. LAMP DORRIS TRUCK "K-4" 1919 WESTINGHOUSE



HORN

DYNAMO
No 760

STARTING
MOTOR
No 710

FUSE BLOCK

RESISTANCE

BUTTON

AMMETER

MAGNETO
GRD. WIRE

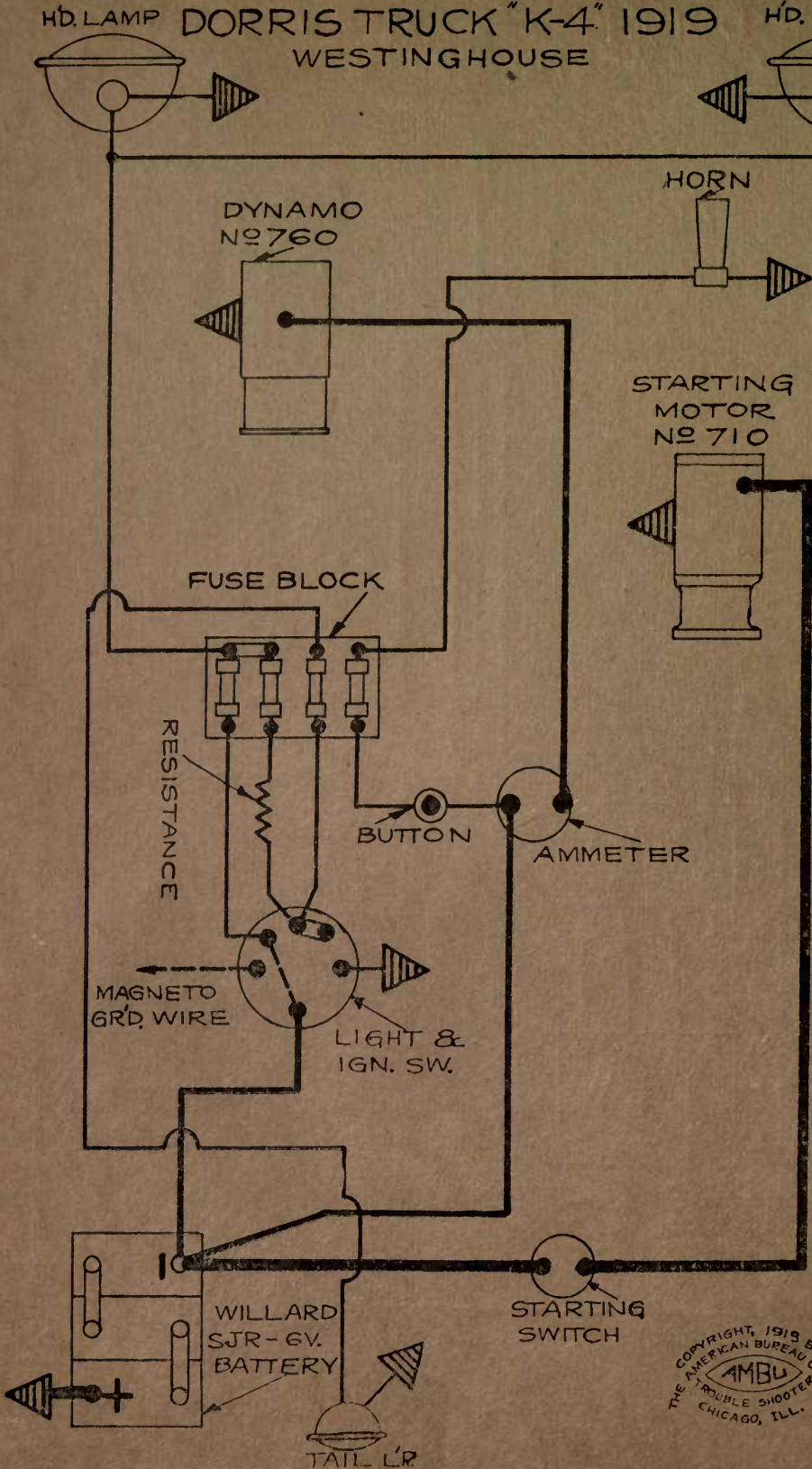
LIGHT &
IGN. SW.

WILLARD
SJR - 6V.
BATTERY

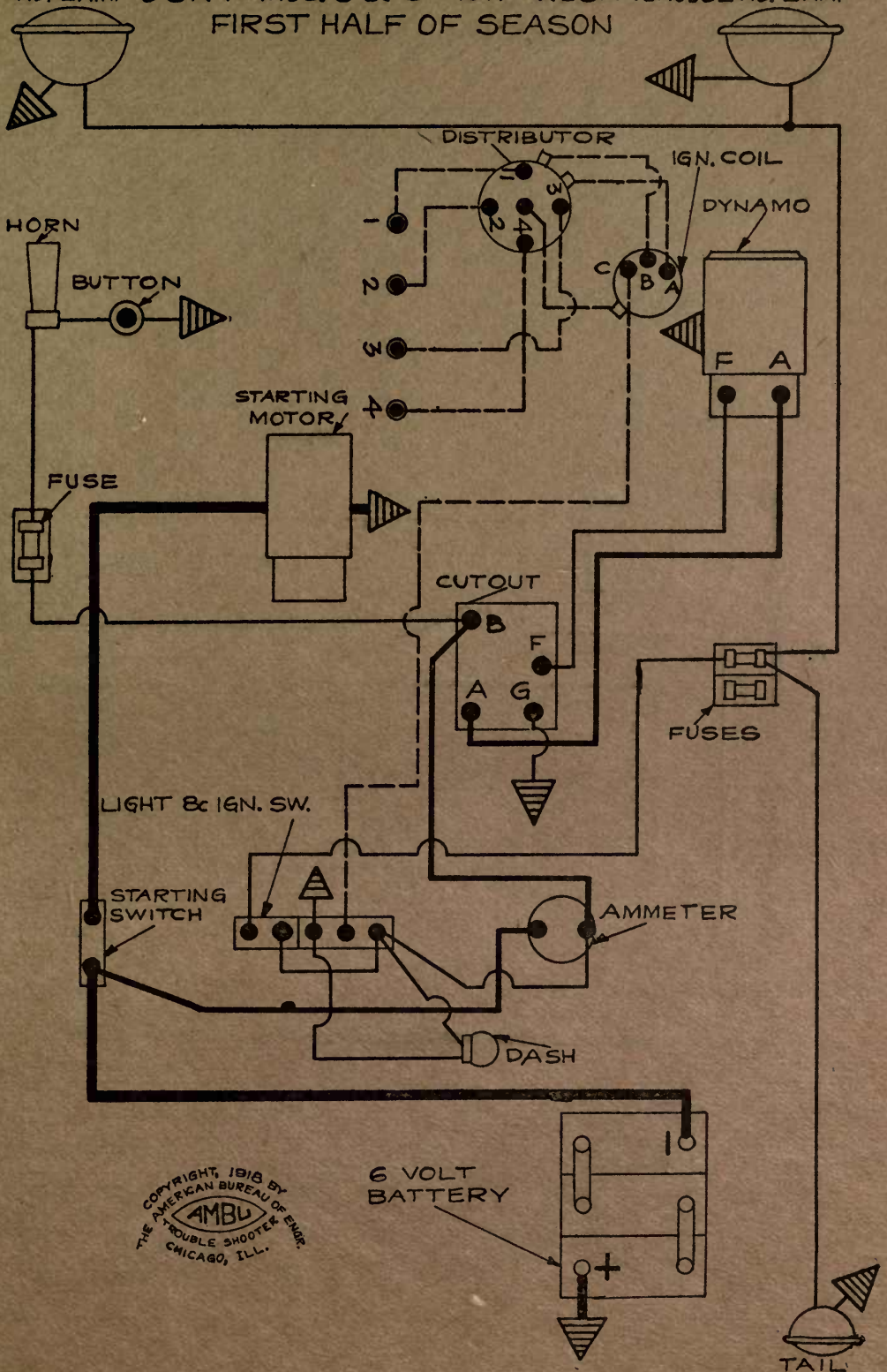
STARTING
SWITCH

TAIL LAMP

COPYRIGHT, 1919 BY
THE AMERICAN BUREAU OF ENG.
TROUBLE SHOOTER
CHICAGO, ILL.



H.D. LAMP DORT-MOD. 6 & 9 - 1917 WESTINGHOUSE H.D. LAMP
FIRST HALF OF SEASON

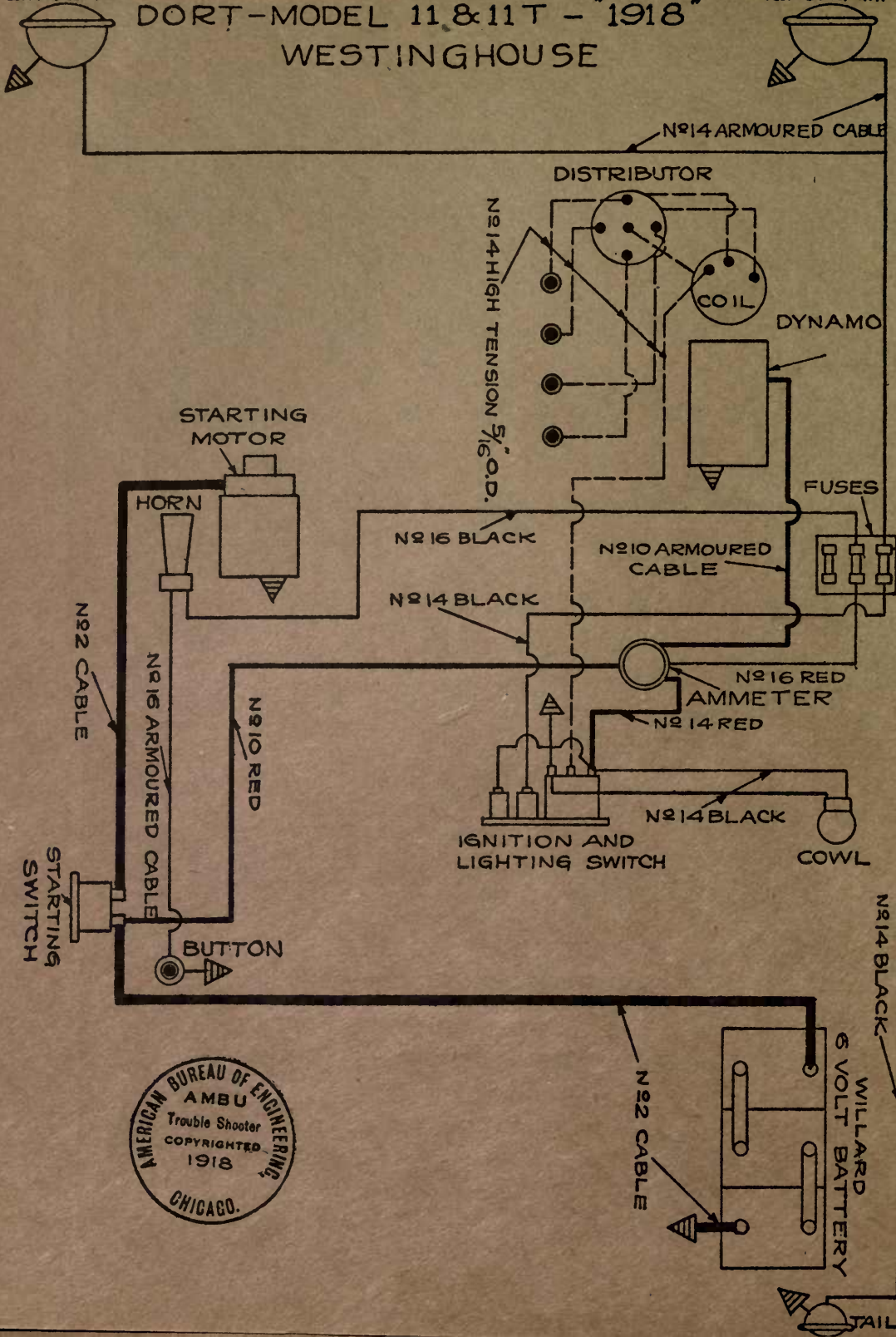


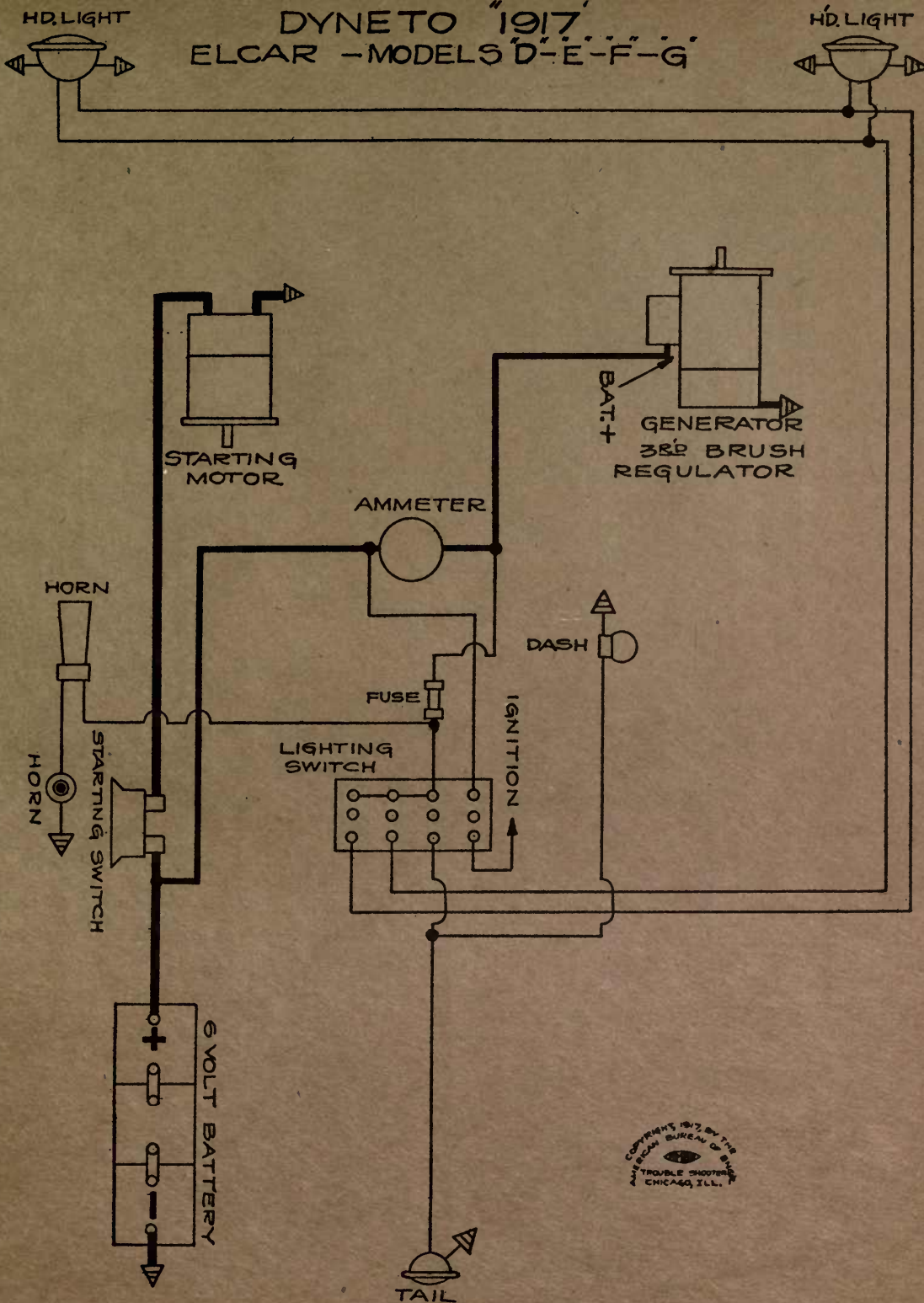
COPYRIGHT, 1918 BY
THE AMERICAN BUREAU OF ENGINEERING
TROUBLE SHOOTERS
CHICAGO, ILL.

L.H.D. LAMP

R.H.D. LAMP

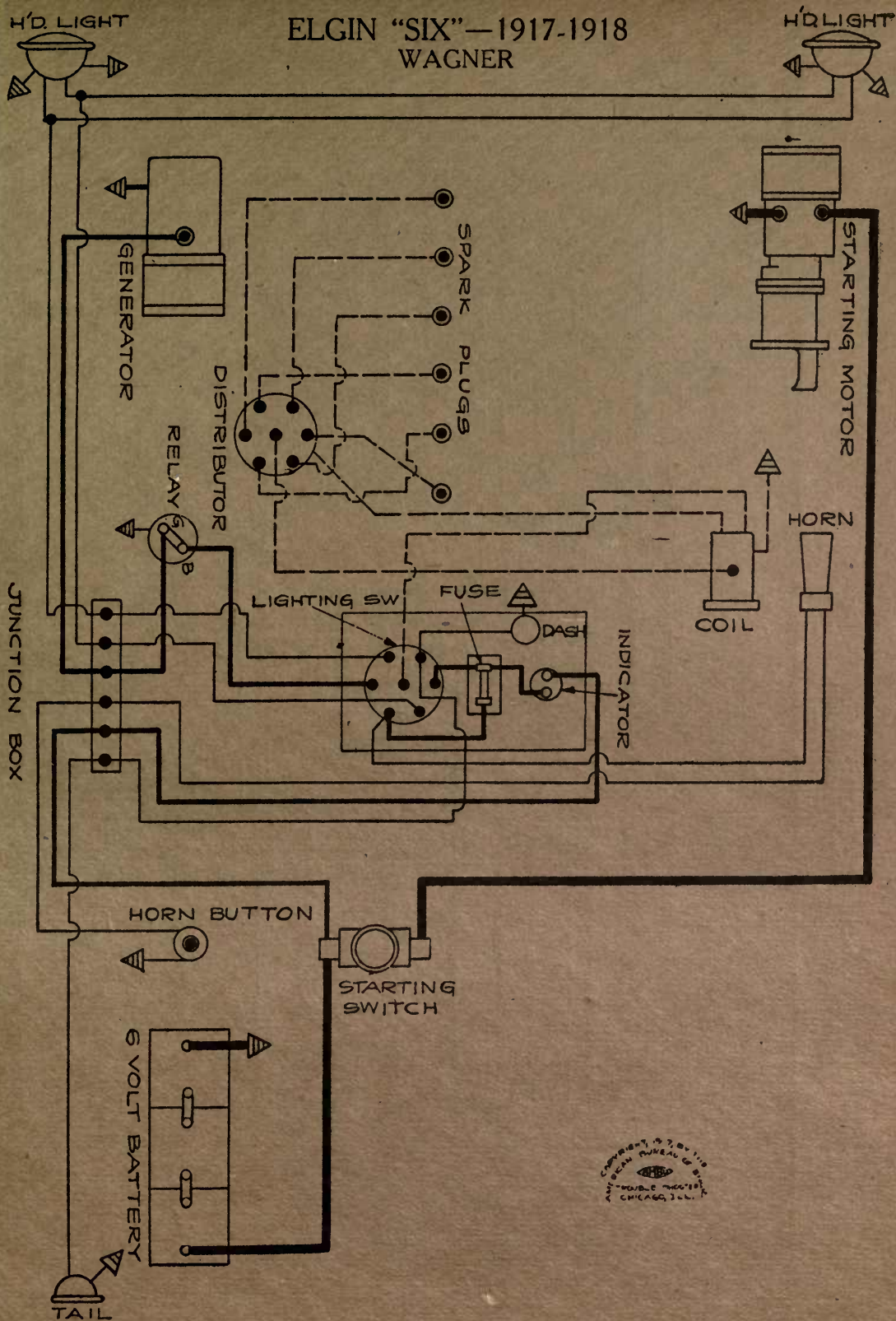
DORT-MODEL 11 & 11T - "1918" WESTINGHOUSE





COPYRIGHT, 1917, BY THE
AMERICAN BUREAU OF
TROUBLE SHOOTING
CHICAGO, ILL.

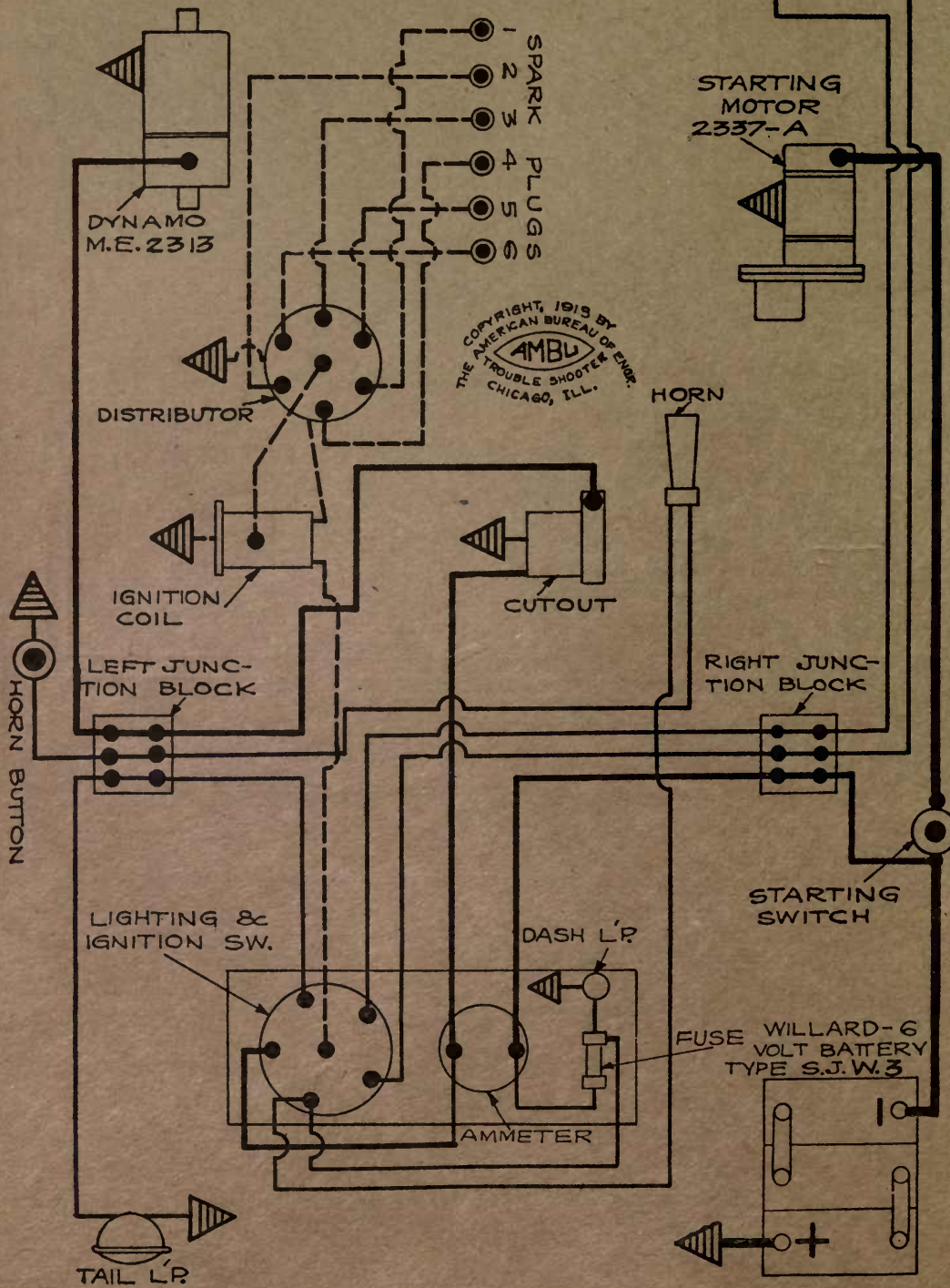
ELGIN "SIX"—1917-1918
WAGNER



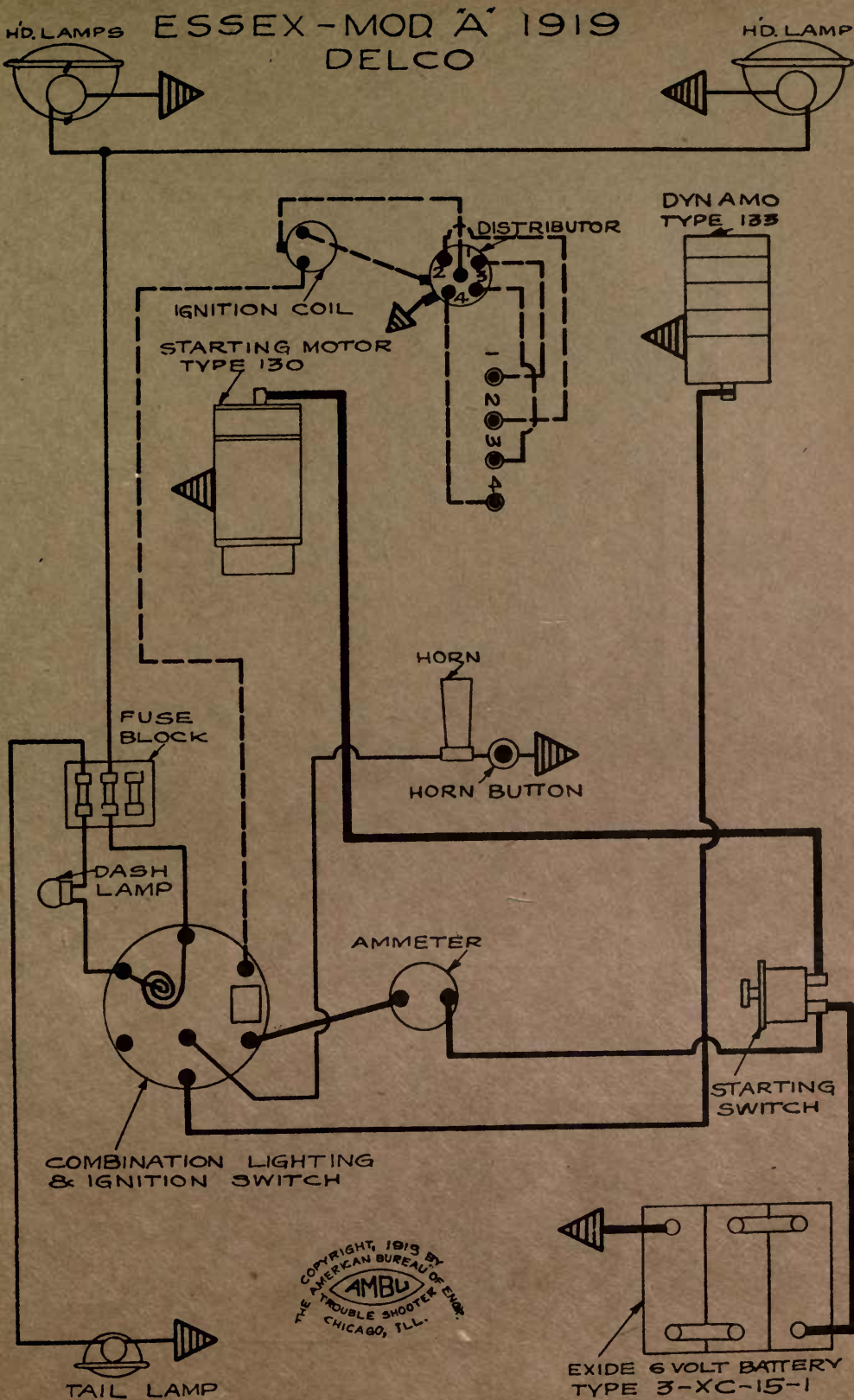
Copyright, 1917, by
AMERICAN BUREAU OF
ELECTRIC MOTORS
CHICAGO, ILL.

HD LAMP ELGIN-SERIES "H" 1919 WAGNER

HD LAMP



ESSEX - MOD 'A' 1919
DELCO

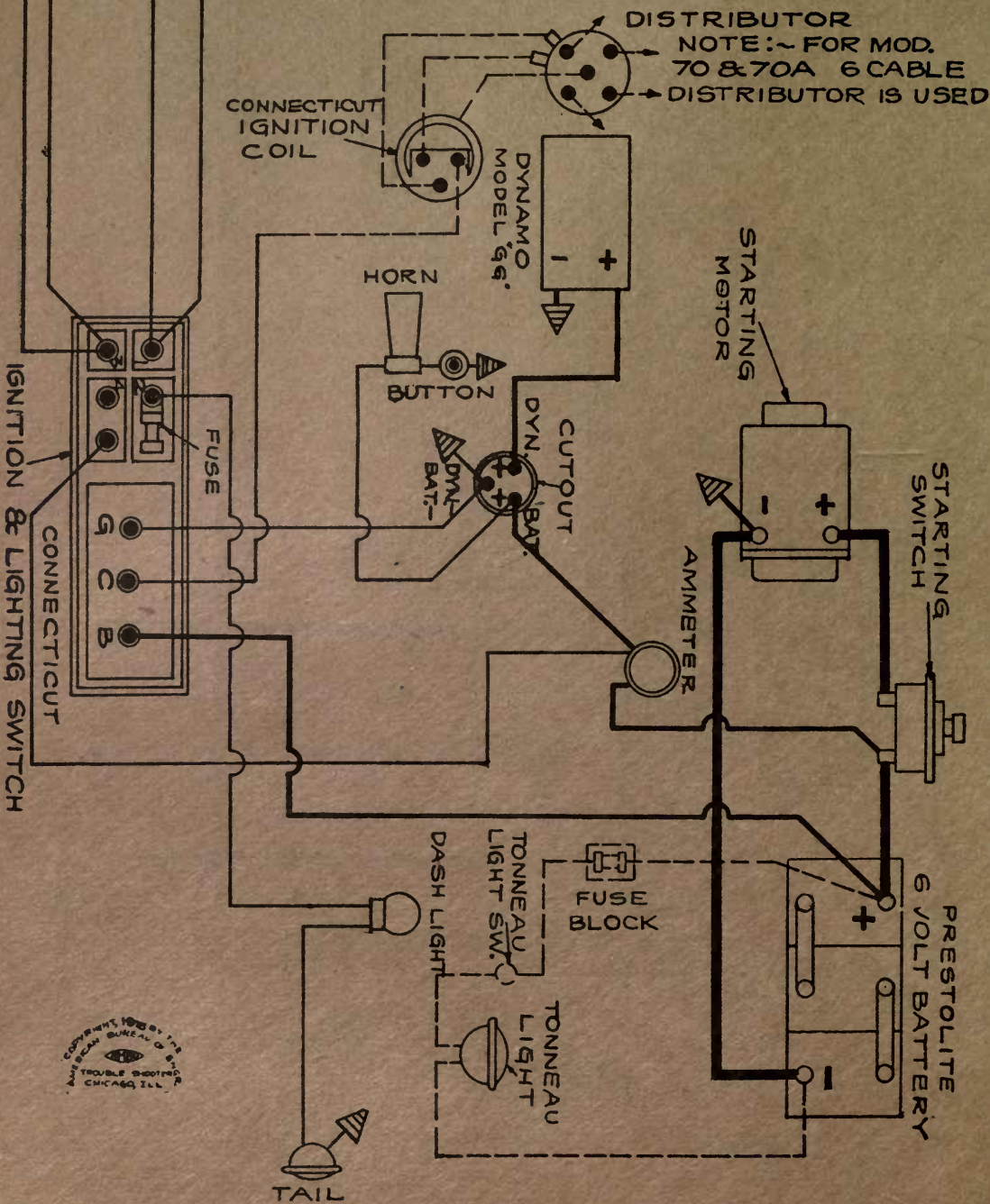


COPYRIGHT, 1919 BY
THE AMERICAN BUREAU OF ENGINEERING
CHICAGO, ILL.

L.H.D. LAMP

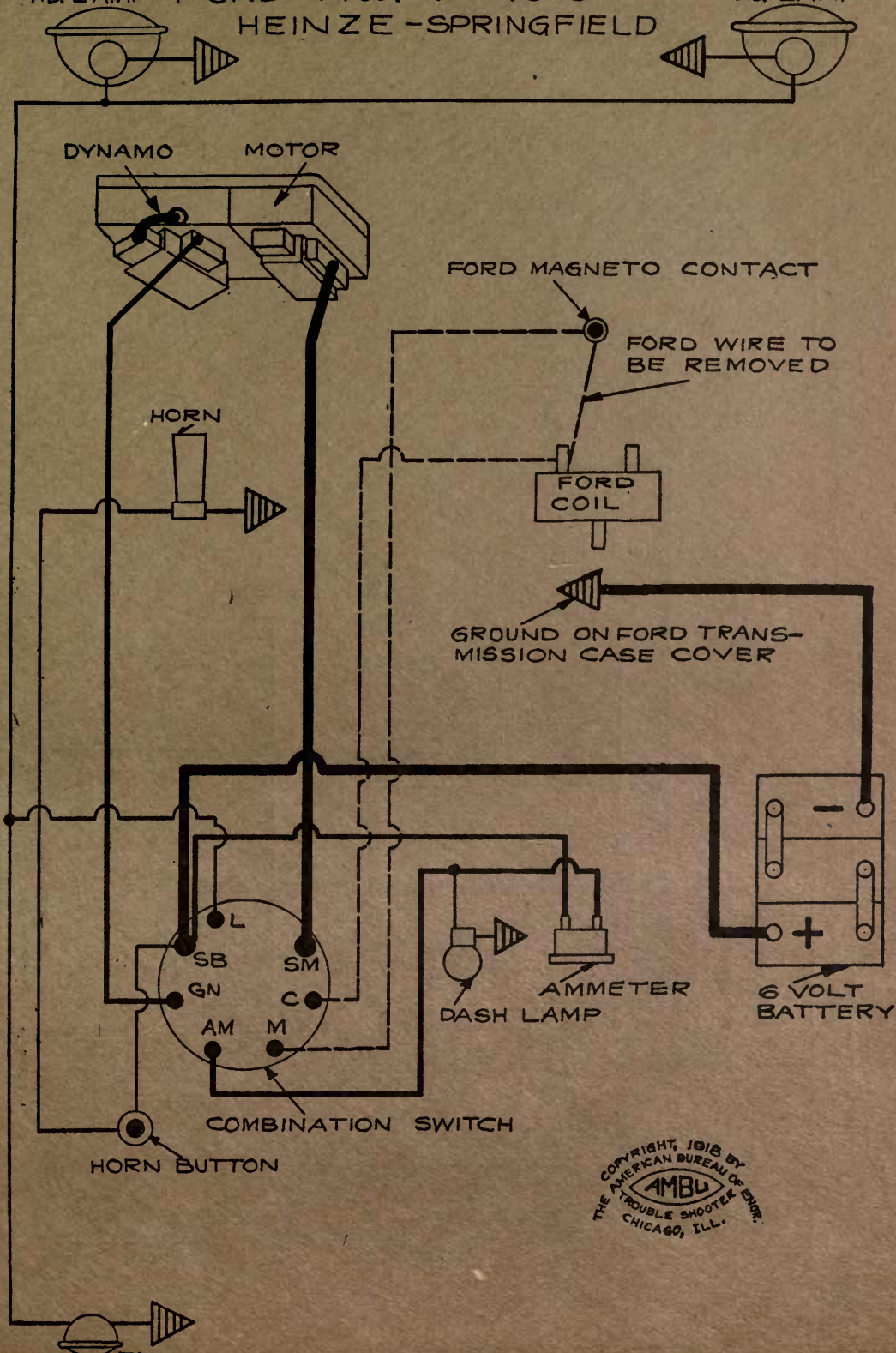
EMPIRE 4 & 6 CYL. 1918 & 1919 MOD. 50-51-70-70A AUTOLITE

R.H.D. LAMP



HD LAMP FORD-MOD. "T"-1918 HEINZE-SPRINGFIELD

HD LAMP

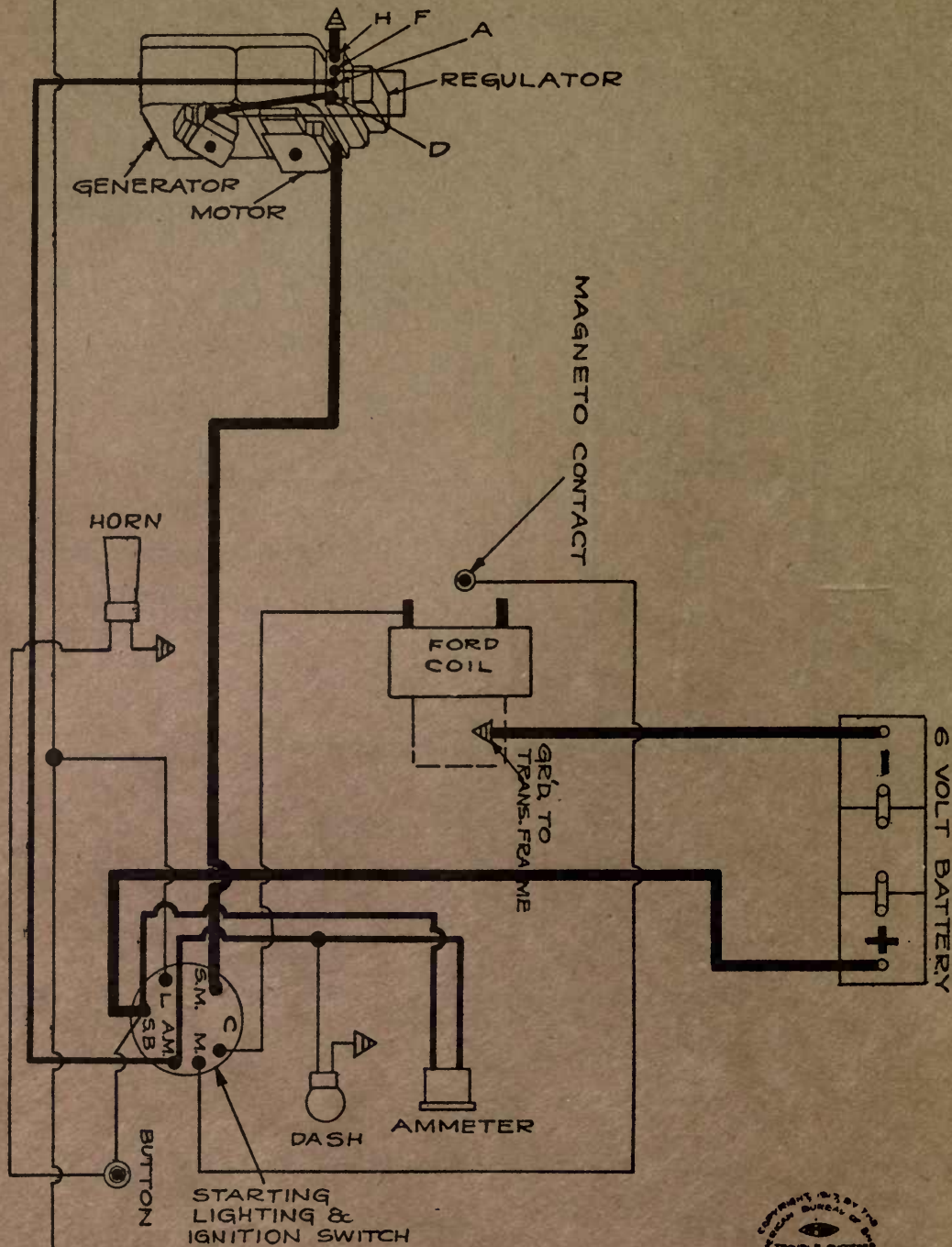


COPYRIGHT, 1918 BY
 THE AMERICAN BUREAU OF ENGINEERING
 TROUBLE SHOOTER
 CHICAGO, ILL.

HD. LIGHTS

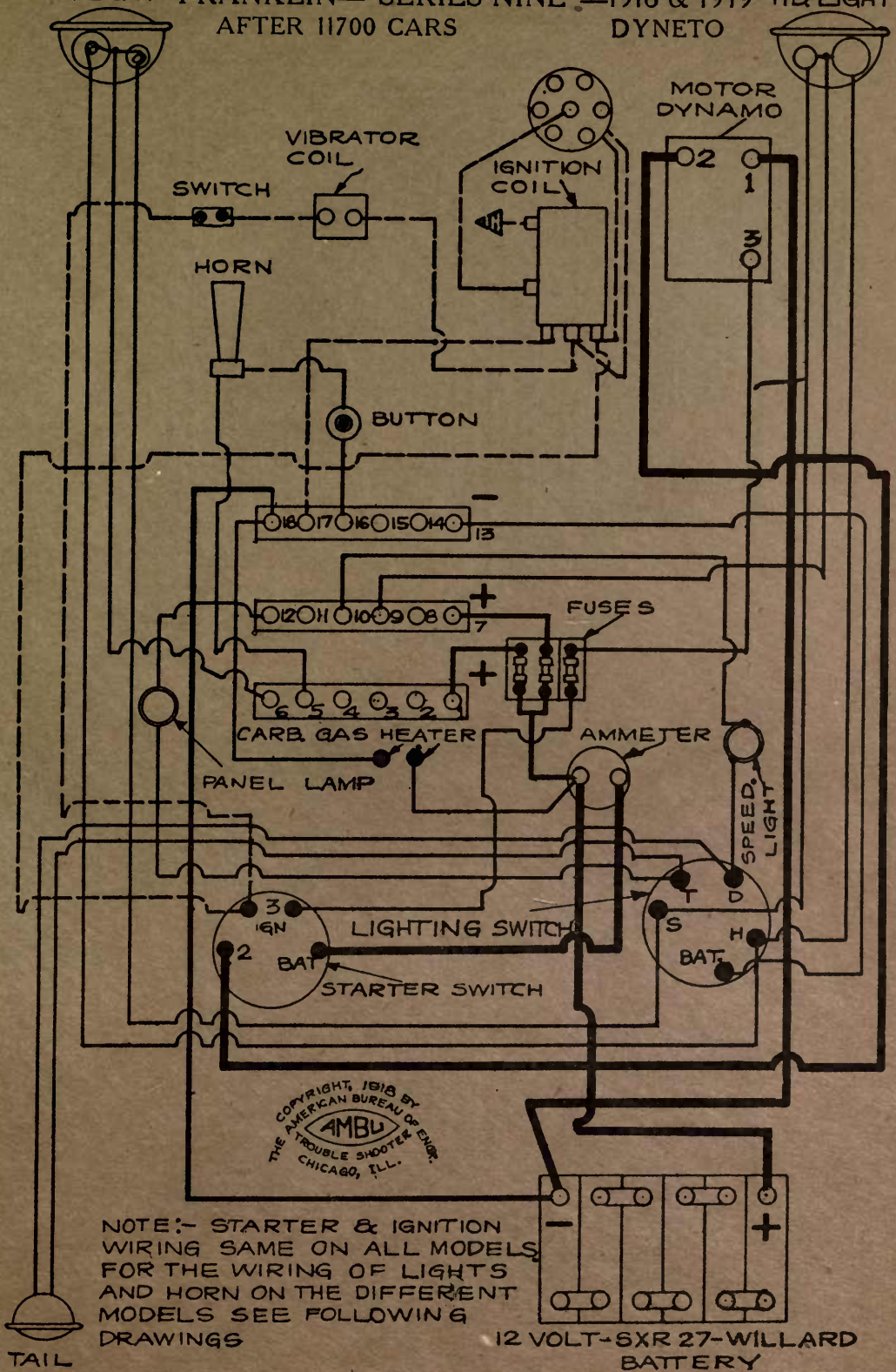
HD. LIGHTS

FORD CARS - ALL YEARS HEINZE - SPRINGFIELD



COPYRIGHT 1927 BY THE
AMERICAN BUREAU OF CARBON
TROUBLE SHOOTING
CHICAGO, ILL.

HD LIGHT FRANKLIN—"SERIES NINE"—1918 & 1919 HD LIGHT
AFTER 11700 CARS DYNETO



NOTE:- STARTER & IGNITION
WIRING SAME ON ALL MODELS
FOR THE WIRING OF LIGHTS
AND HORN ON THE DIFFERENT
MODELS SEE FOLLOWING
DRAWINGS

12 VOLT-6XR 27-WILLARD
BATTERY

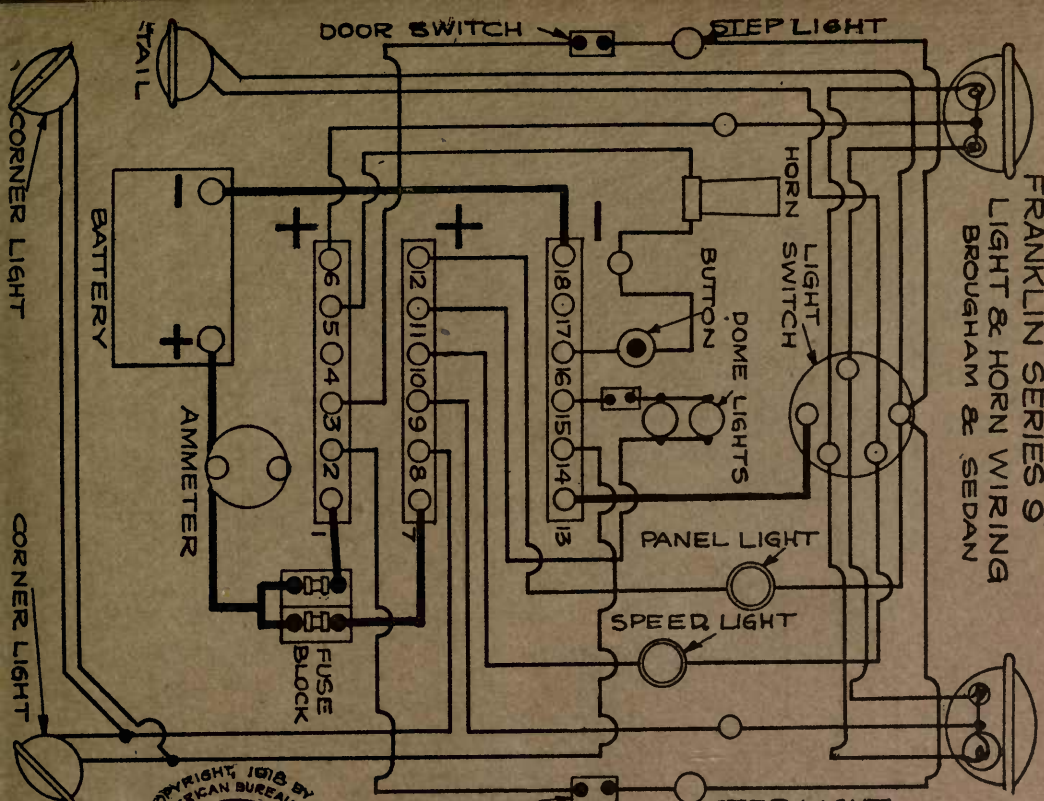
LIGHT SWITCH



HI & HORN WIRING CABRIOLET.

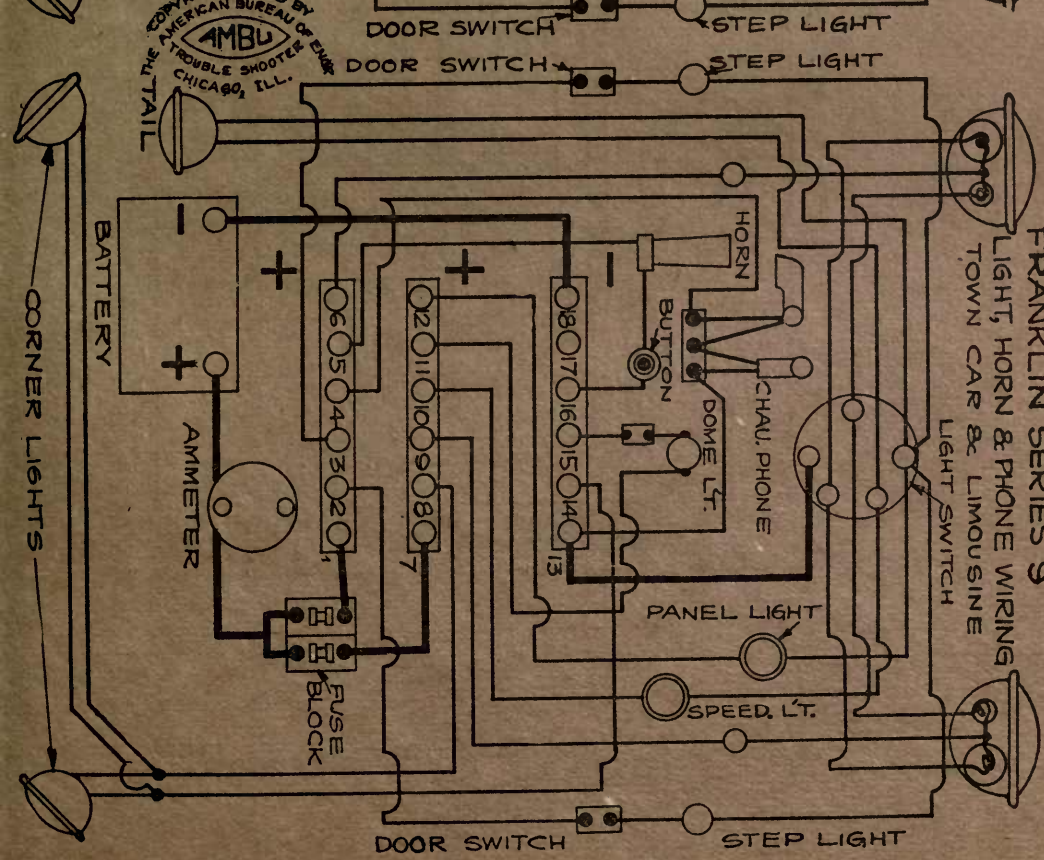


FRANKLIN 'SERIES 9' LIGHT & HORN WIRING BROUGHAM & SEDAN

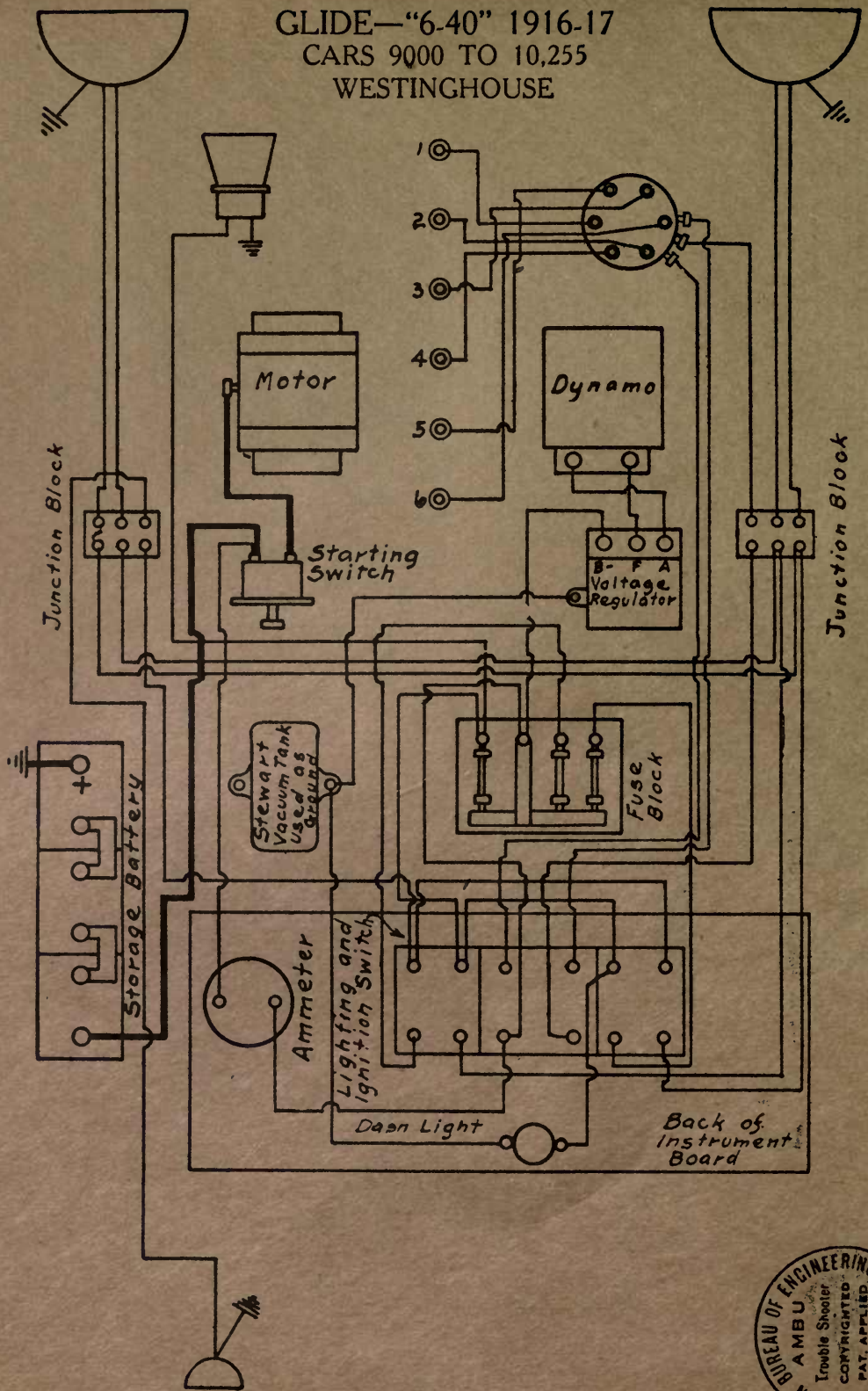


AMBU
AMERICAN BUREAU OF MOTOR
TROUBLE SHOOTERS
CHICAGO, ILL.


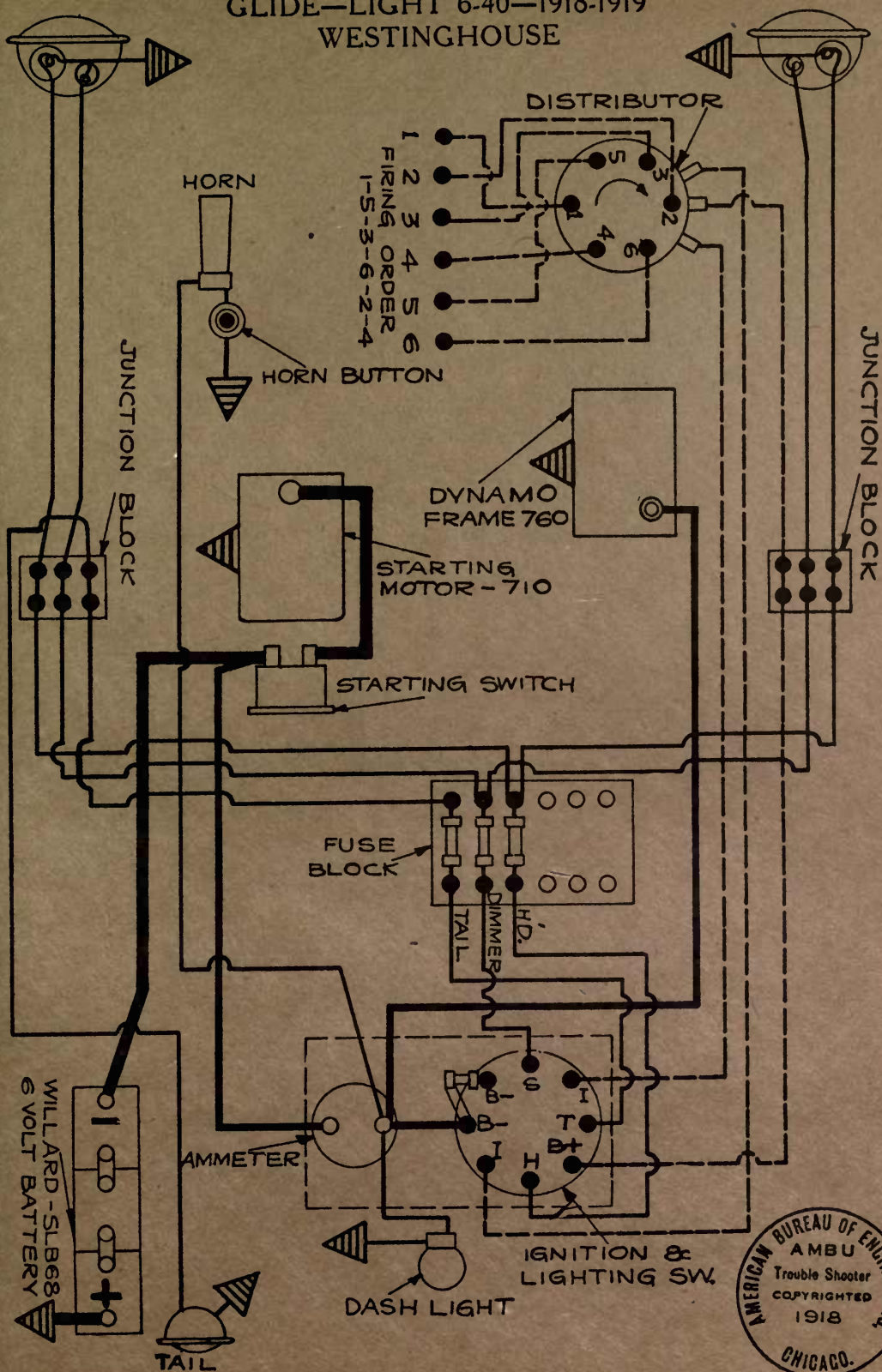
FRANKLIN 'SERIES 9' LIGHT, HORN & PHONE WIRING TOWN CAR & LIMOUSINE



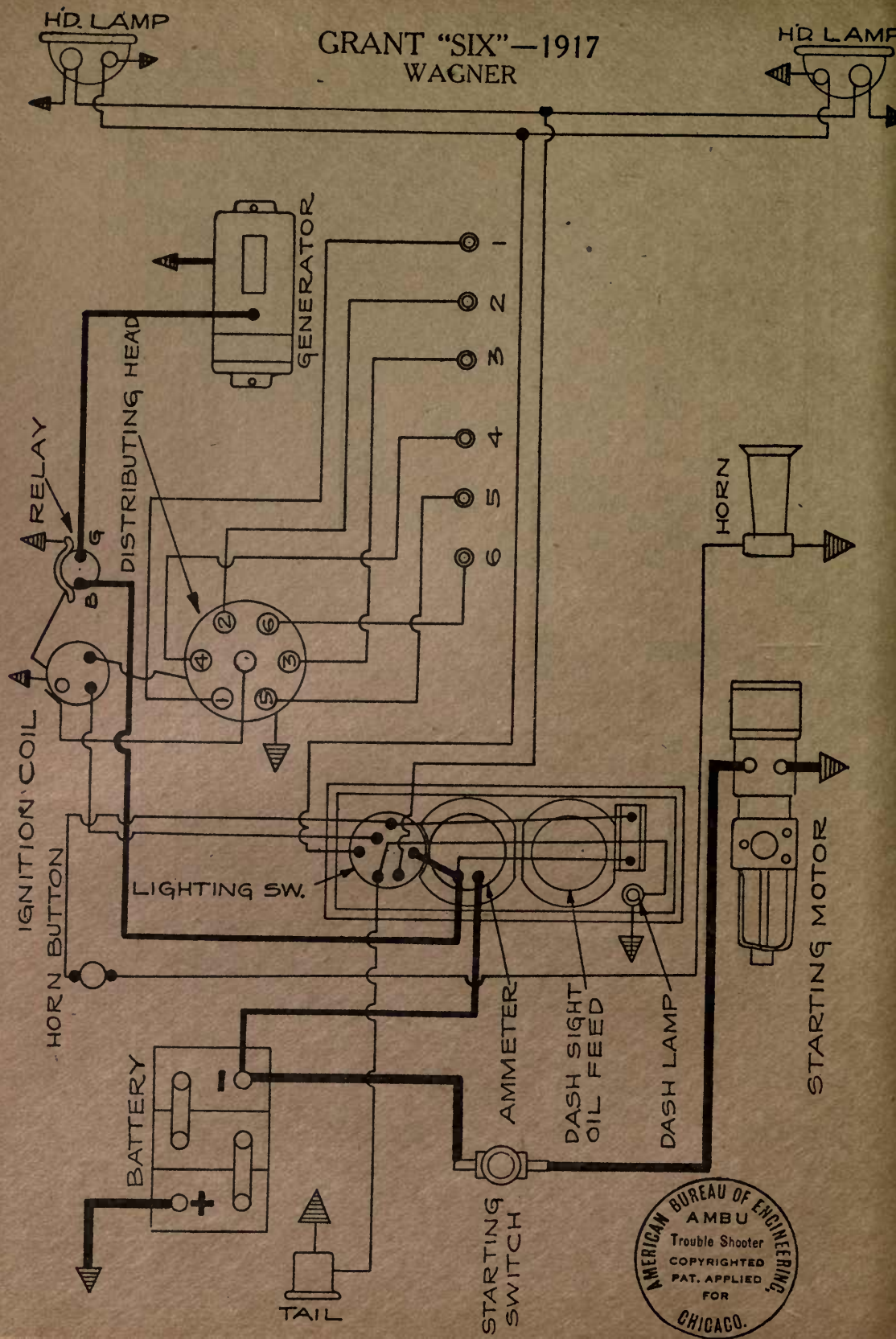
GLIDE—"6.40" 1916-17
CARS 9000 TO 10,255
WESTINGHOUSE



GLIDE—LIGHT 6-40—1918-1919 WESTINGHOUSE



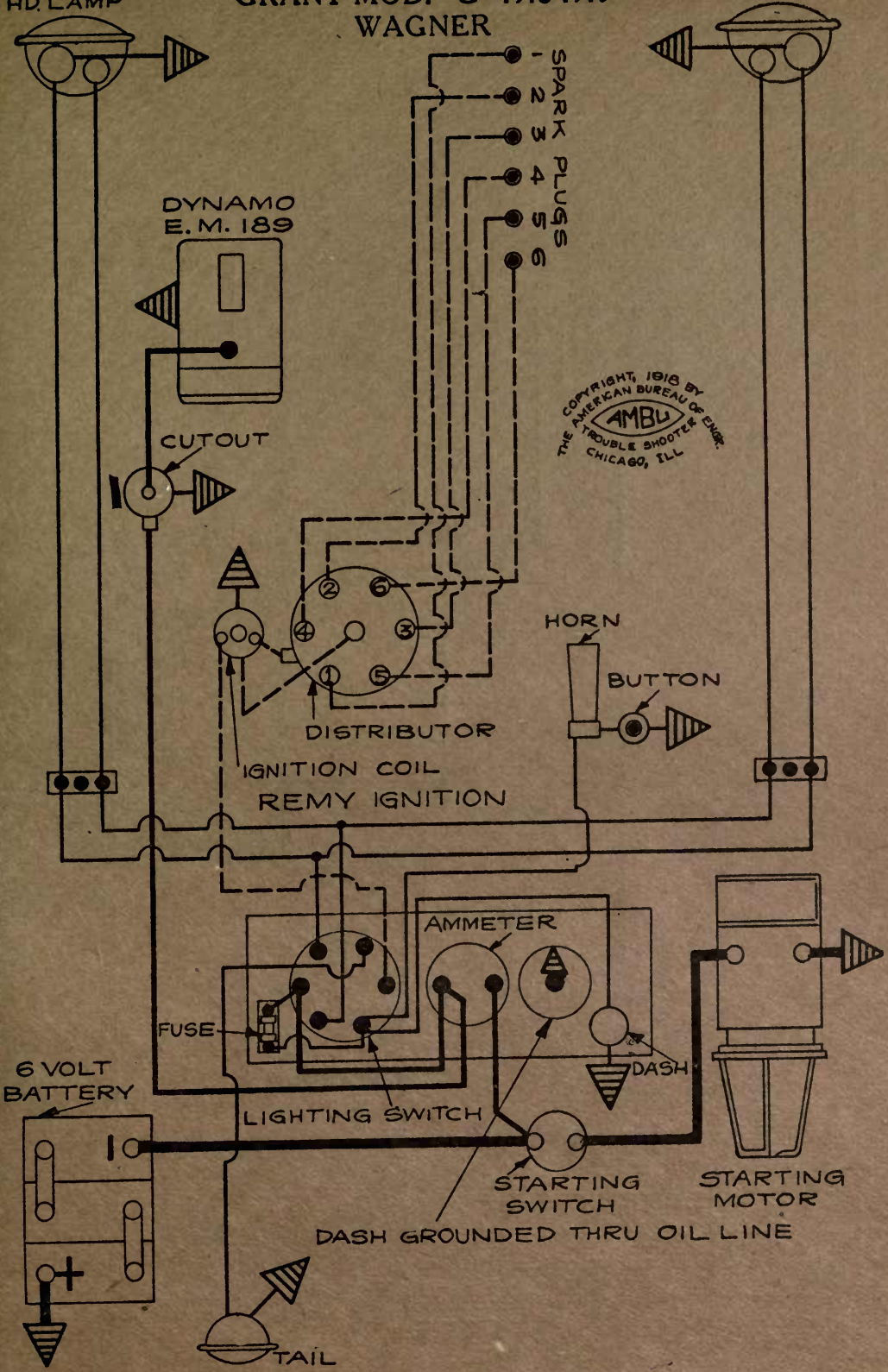
GRANT "SIX"—1917 WAGNER



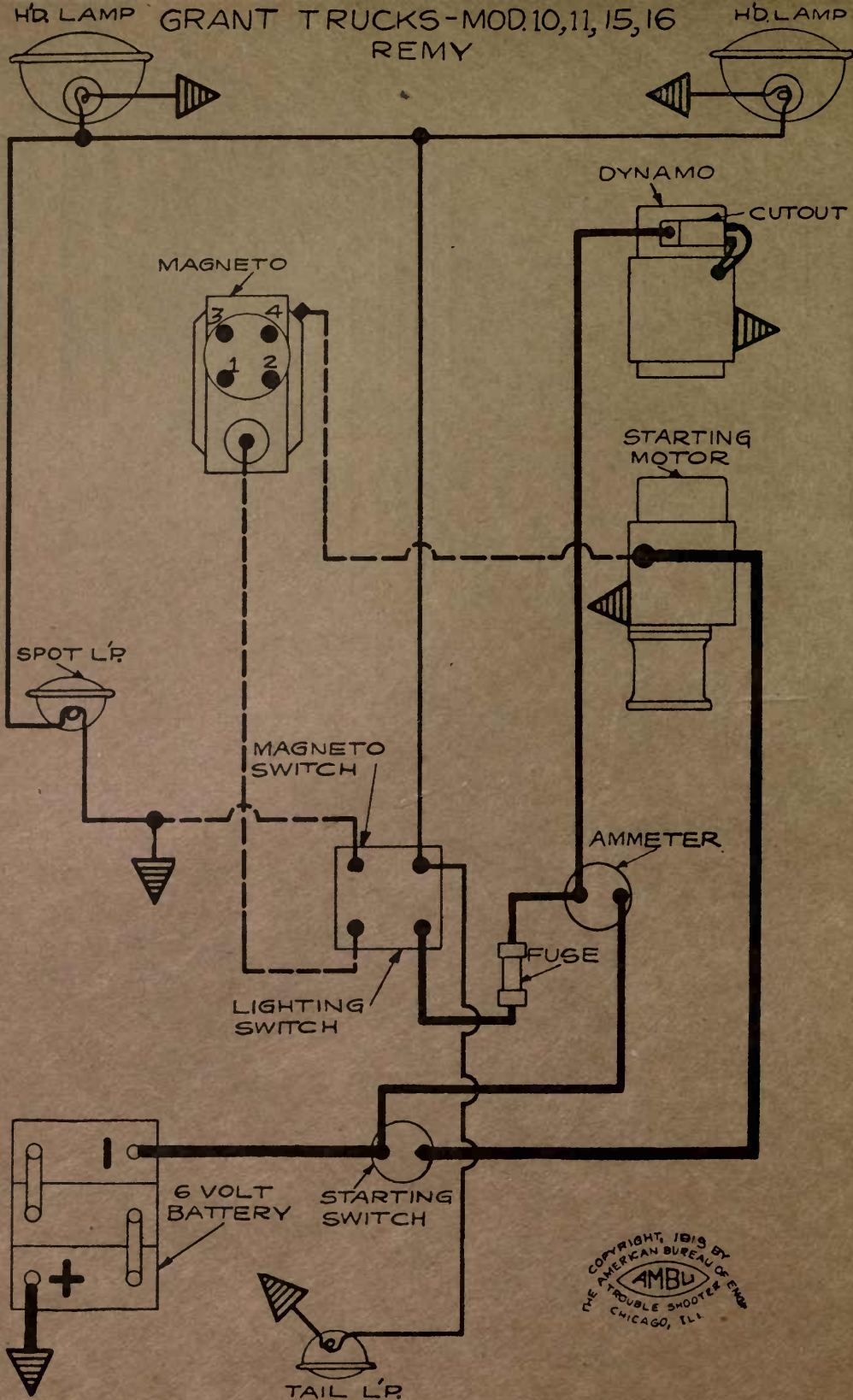
HD. LAMP

GRANT MOD. "G" 1918-1919 WAGNER

HD. LAMP



GRANT TRUCKS-MOD.10,11,15,16
REMY



COPYRIGHT, 1919 BY
THE AMERICAN BUREAU OF ENGINEERING
CHICAGO, ILL.

WESTINGHOUSE
MODEL 21




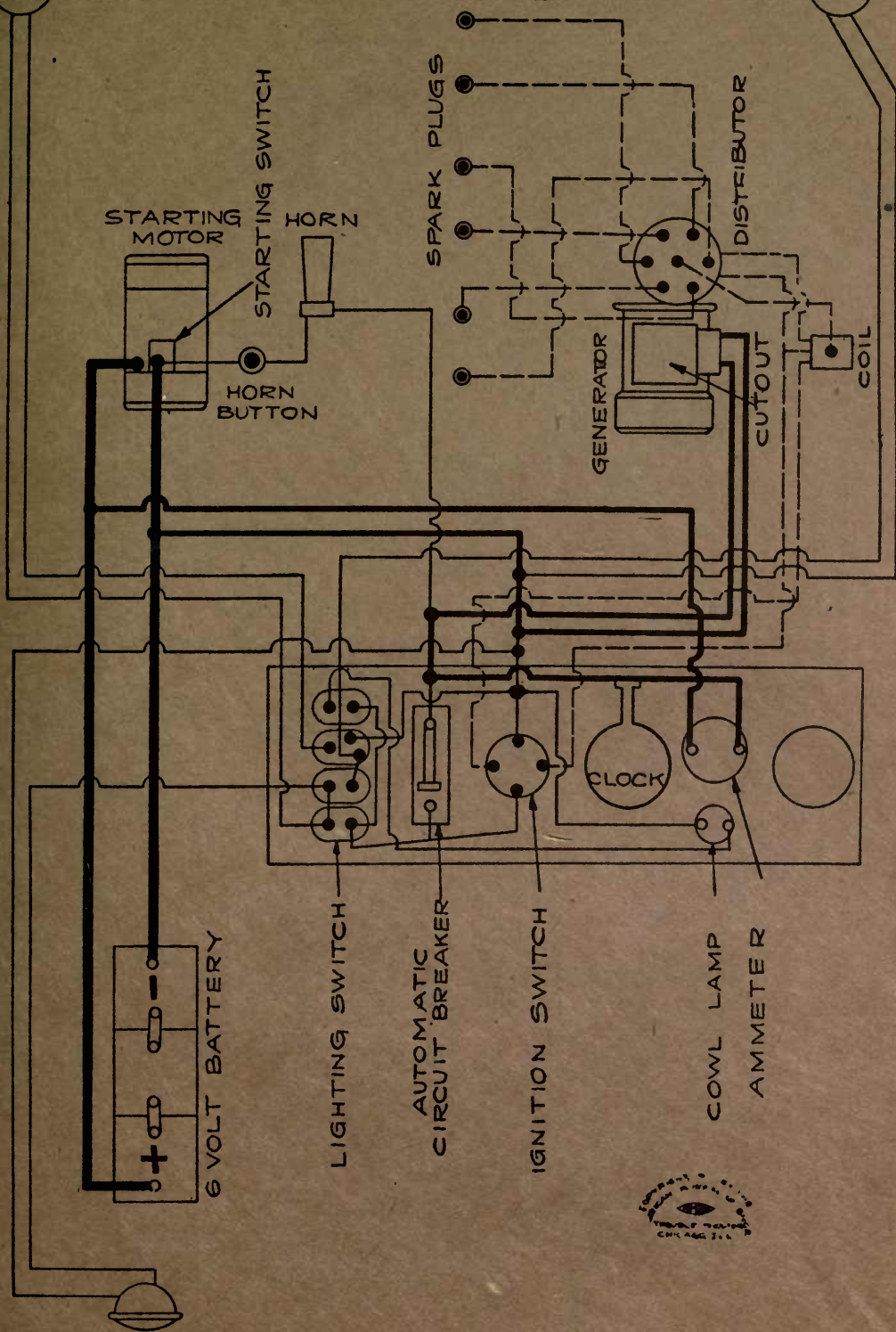
HID LAMP



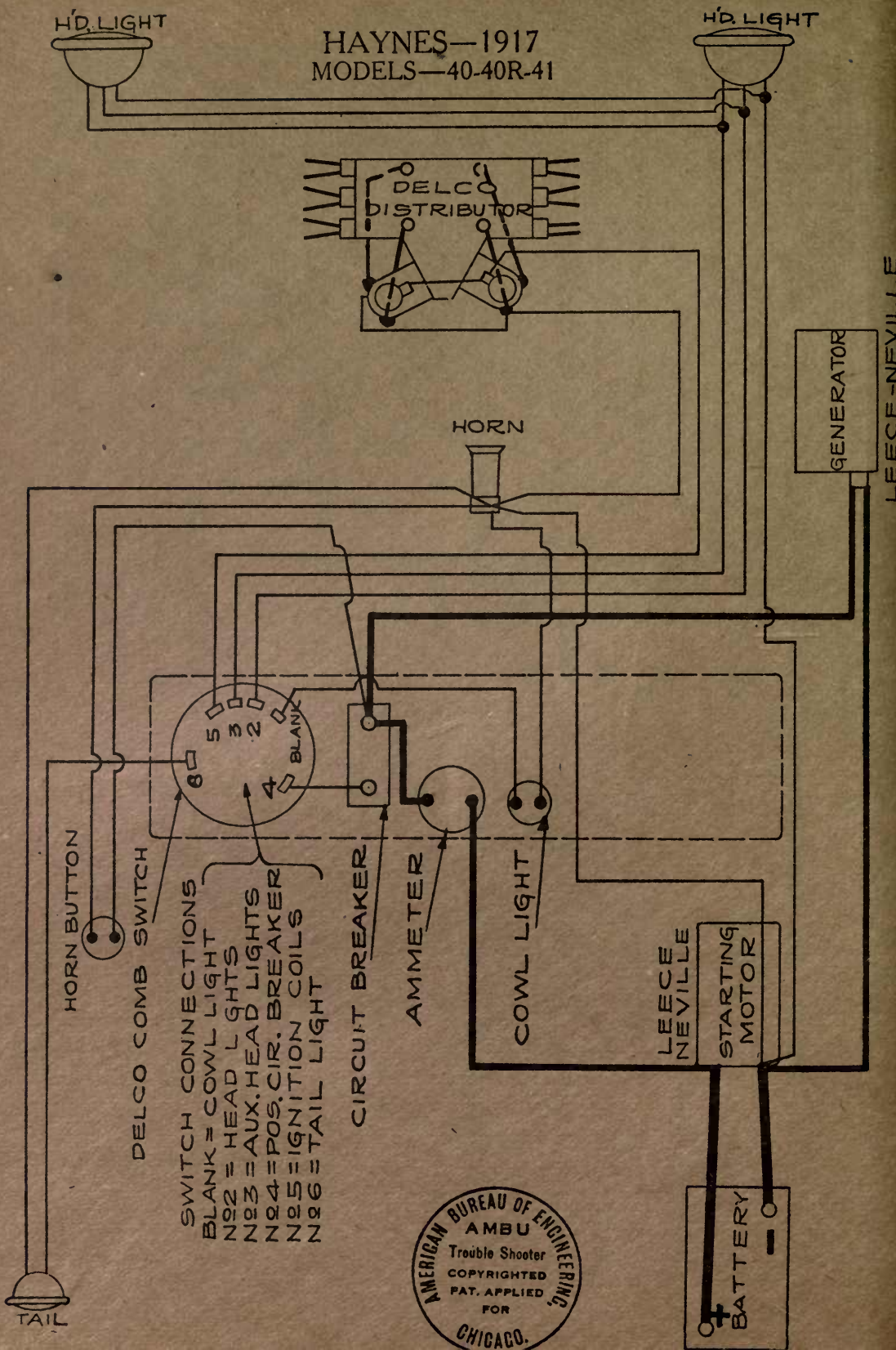
HD LIGHT

HAYNES-36, 37, 37R-1916-1917 LEECE-NEVILLE

HD LIGHT



HAYNES—1917 MODELS—40-40R-41



H'D. LAMP Mod. 38-39
1918

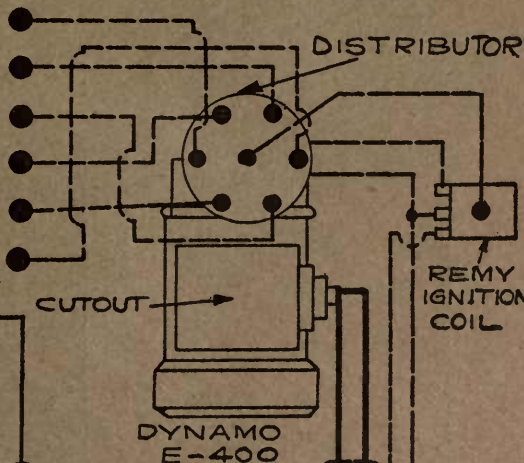
HAYNES
LEECE-NEVILLE

Mod. 45 H'D. LAMP
1919

COPYRIGHT, 1918 BY
THE AMERICAN BUREAU OF ENGINEERING
CHICAGO, ILL.

HORN

BUTTON.



LIGHTING SWITCH

AUTO. CIRCUIT BREAKER

IGNITION SWITCH

START. MOTOR 188 M

6 VOLT BATTERY

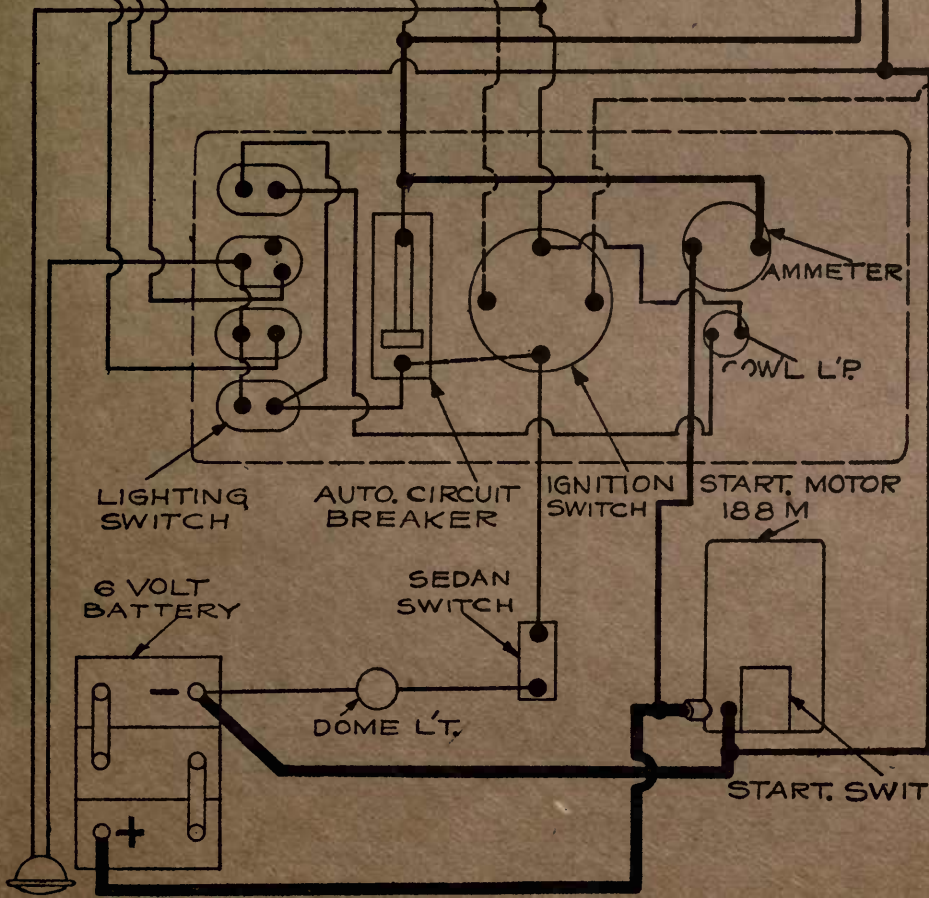
SEDAN SWITCH

DOME L.T.

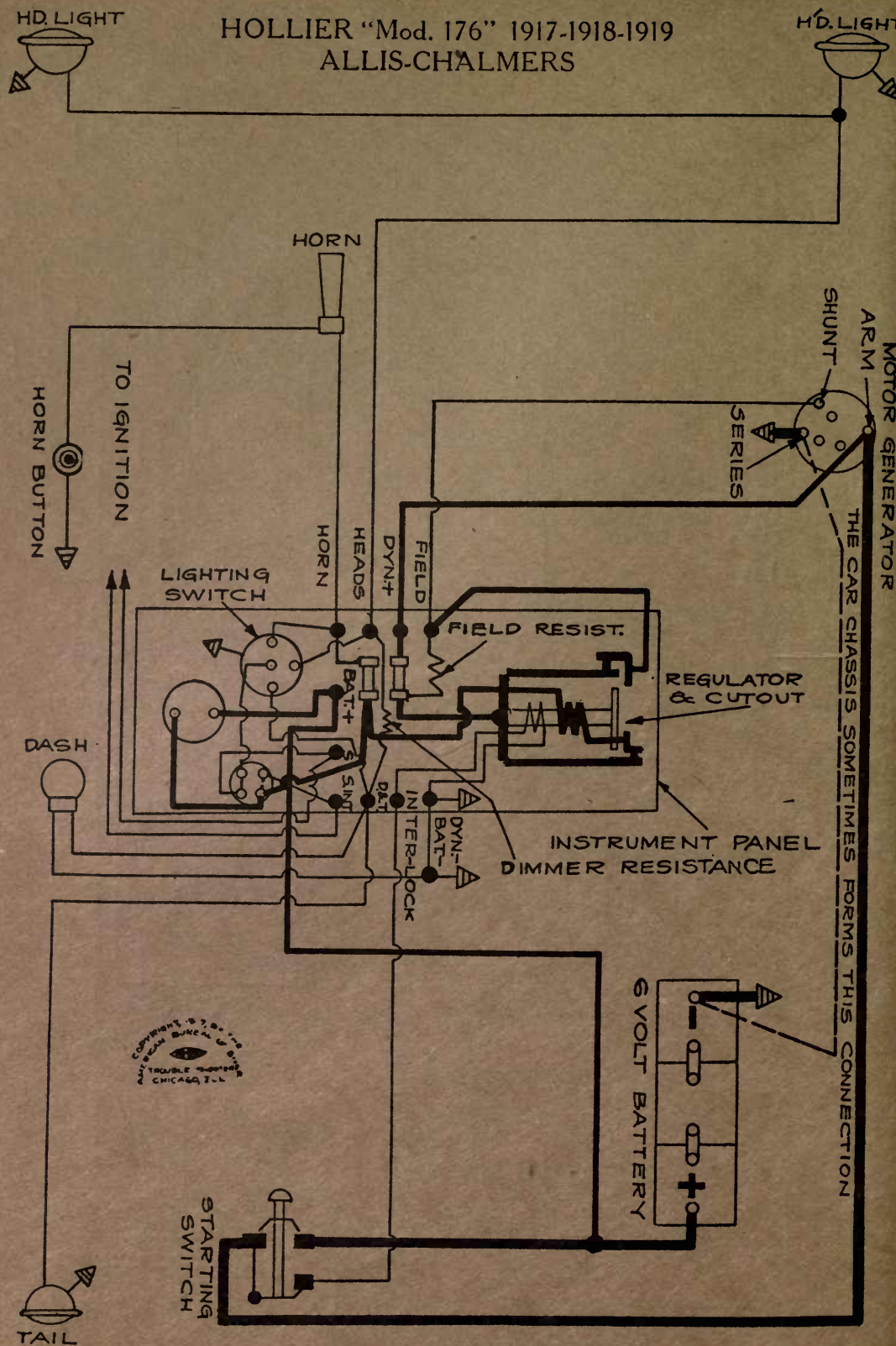
START. SWITCH

AMMETER

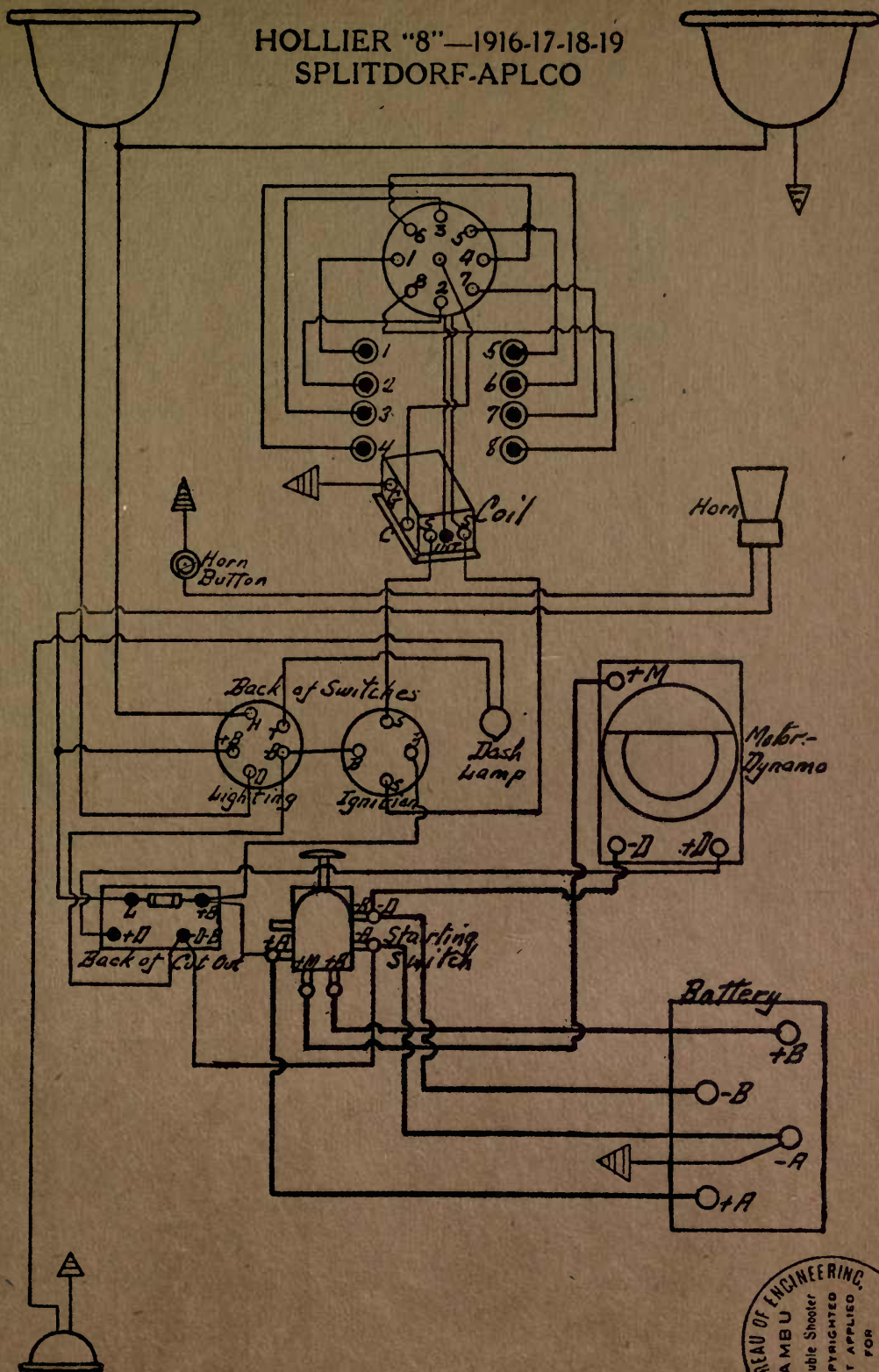
COWL L.P.



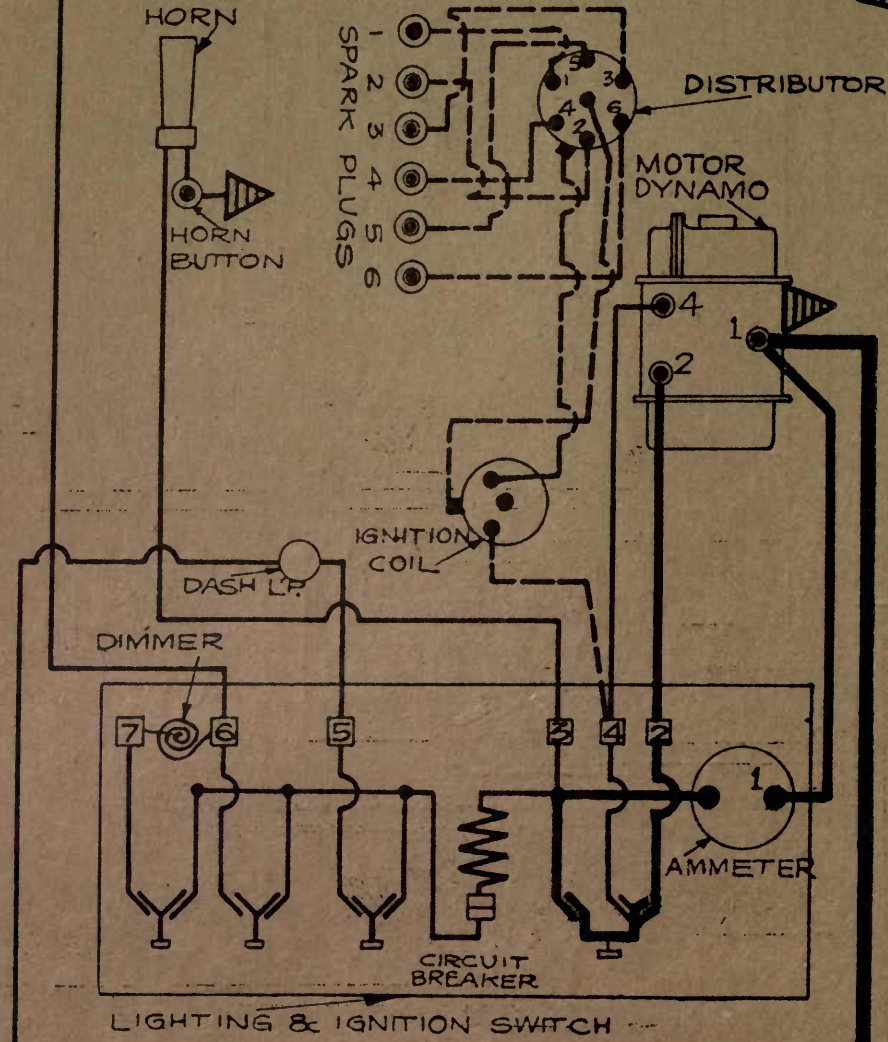
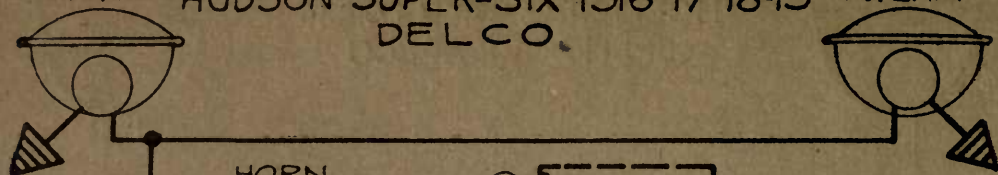
HOLLIER "Mod. 176" 1917-1918-1919
ALLIS-CHALMERS



HOLLIER "8"—1916-17-18-19 SPLITDORF-APLCO



H.D. LAMP HUDSON SUPER-SIX '1916-17-18-19' H.D. LAMP
DELCO

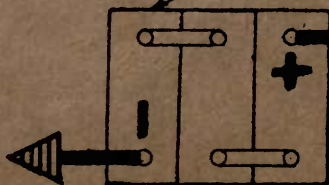


COPYRIGHT, 1919 BY
THE AMERICAN BUREAU OF ENGINEERING
CHICAGO, ILL.

AMBU

THE TROUBLE SHOOTER

6 VOLT
BATTERY

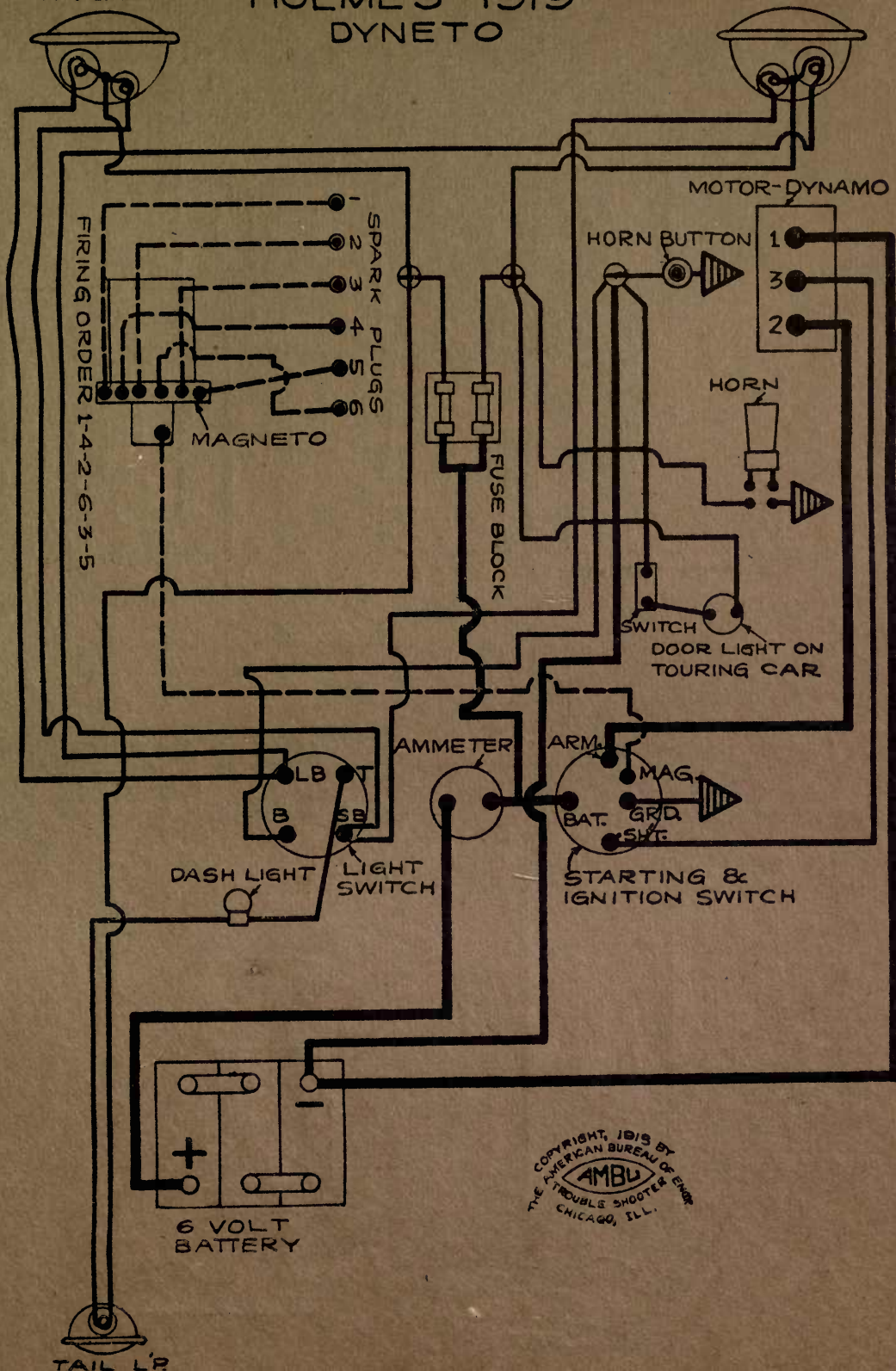


TAIL L.P.

H'D. LAMP

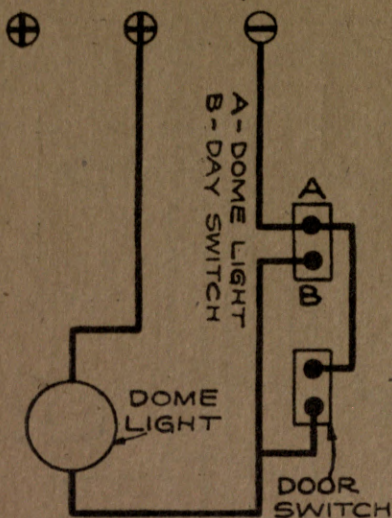
HOLMES-1919 DYNETO

H'D. LAMP



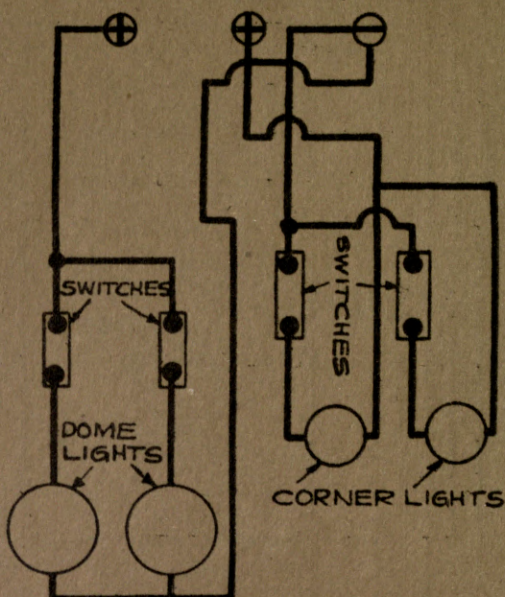
COPYRIGHT, 1919 BY
THE AMERICAN BUREAU OF ENGINE
TROUBLE SHOOTERS
CHICAGO, ILL.

HOLMES-1919 2 DOOR SEDAN BODY WIRING




COPYRIGHT, 1919 BY
THE AMERICAN BUREAU OF ENGINEERING
CHICAGO, ILL.

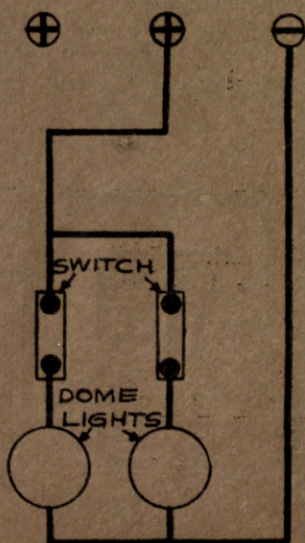
HOLMES-1919 LIMOUSINE BODY WIRING



HOLMES-1919 CABRIOLET BODY WIRING



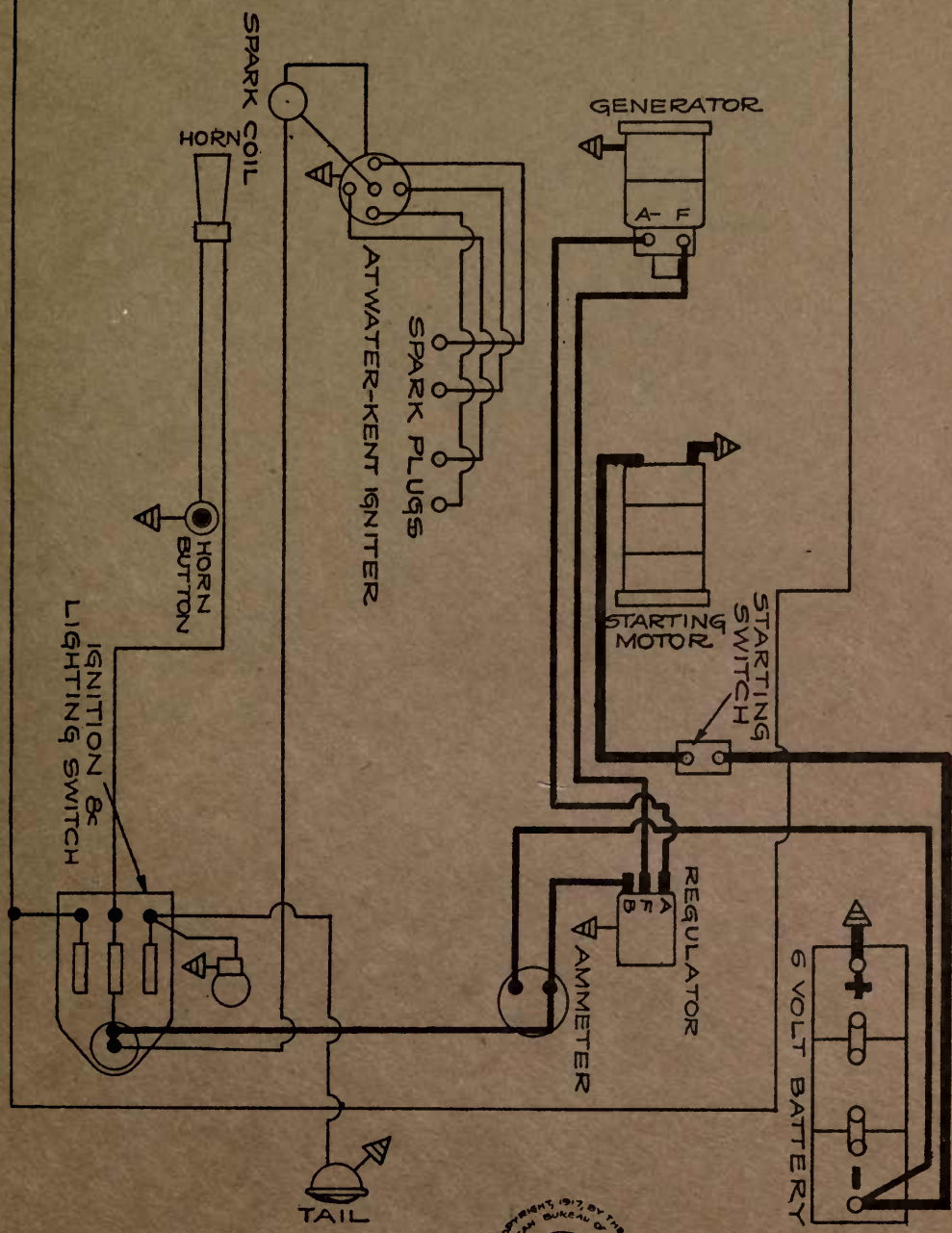
HOLMES-1919 FOUR DOOR SEDAN BODY WIRING



HD. LIGHT

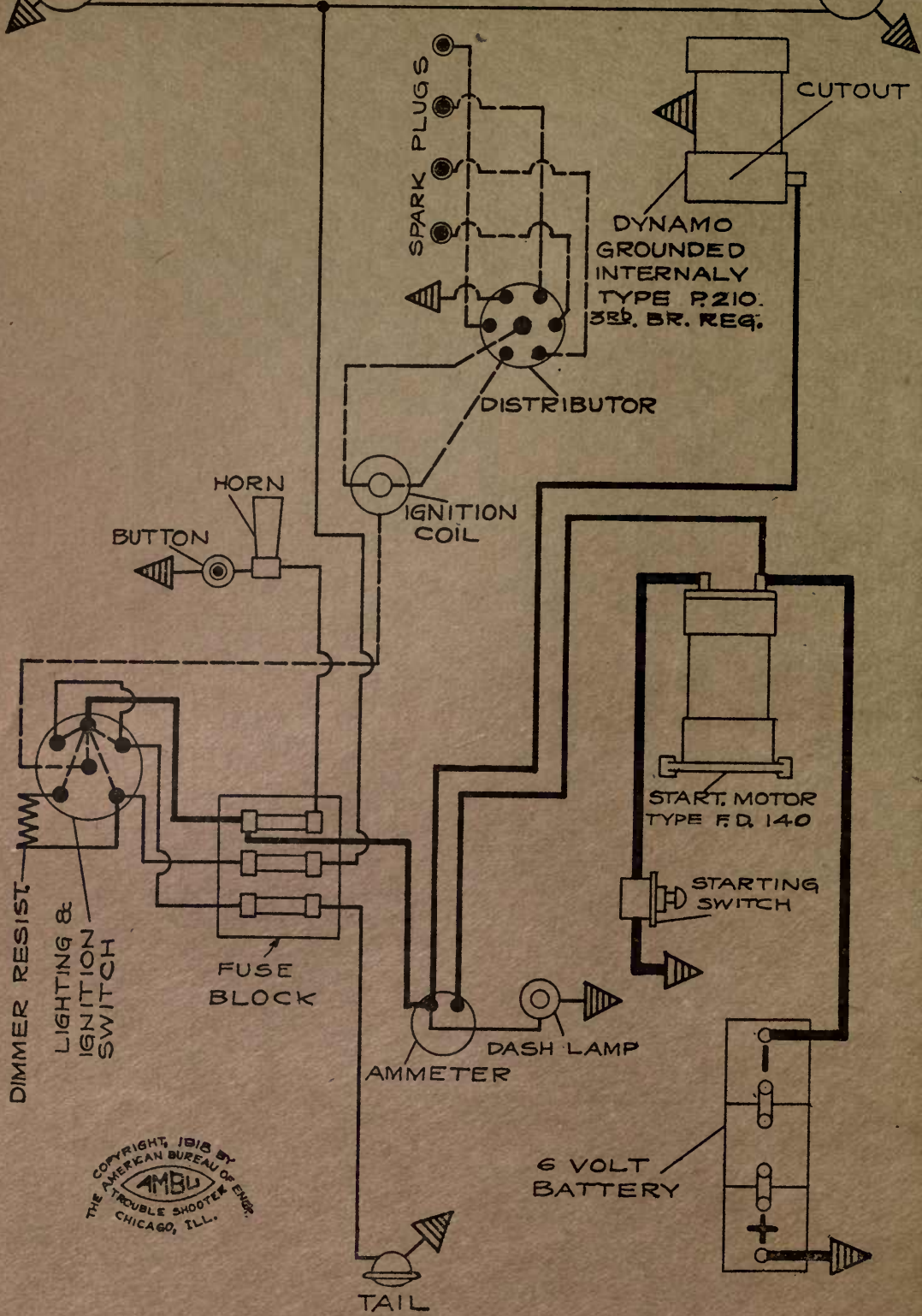
WESTINGHOUSE - '1917" HUPMOBILE "N"-CARS AFTER 75,000

HD. LIGHT



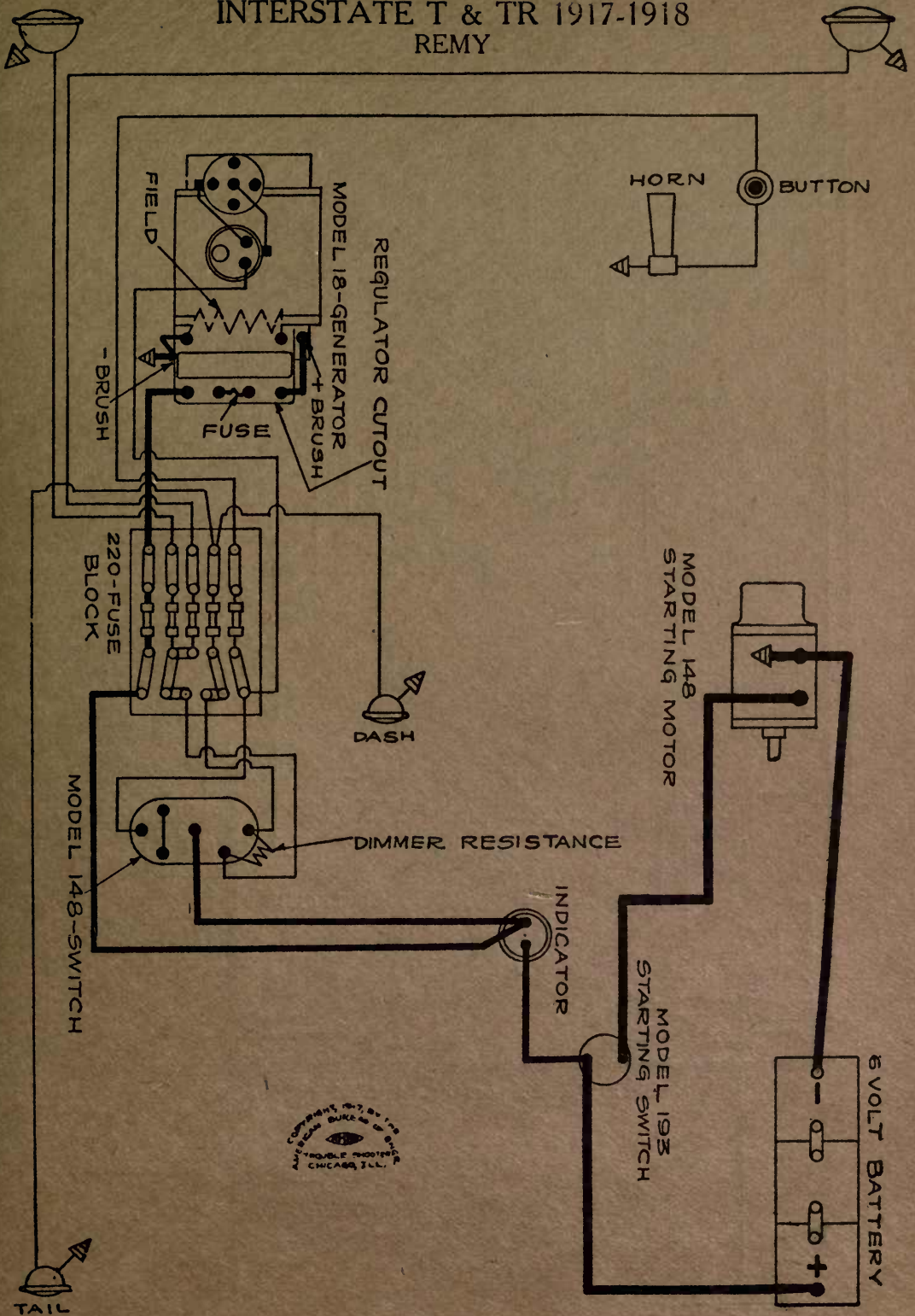
COPYRIGHT 1917, BY THE
WESTINGHOUSE BUREAU OF ELECTRICAL ENGINEERING
CHICAGO, ILL.

HD. LAMP HUPMOBILE - MODEL "R" - 1917 & 1918 HD. LAMP
BIJUR



COPYRIGHT, 1918 BY
THE AMERICAN BUREAU OF ENGINEERING
TROUBLE SHOOTERS
CHICAGO, ILL.

INTERSTATE T & TR 1917-1918 REMY



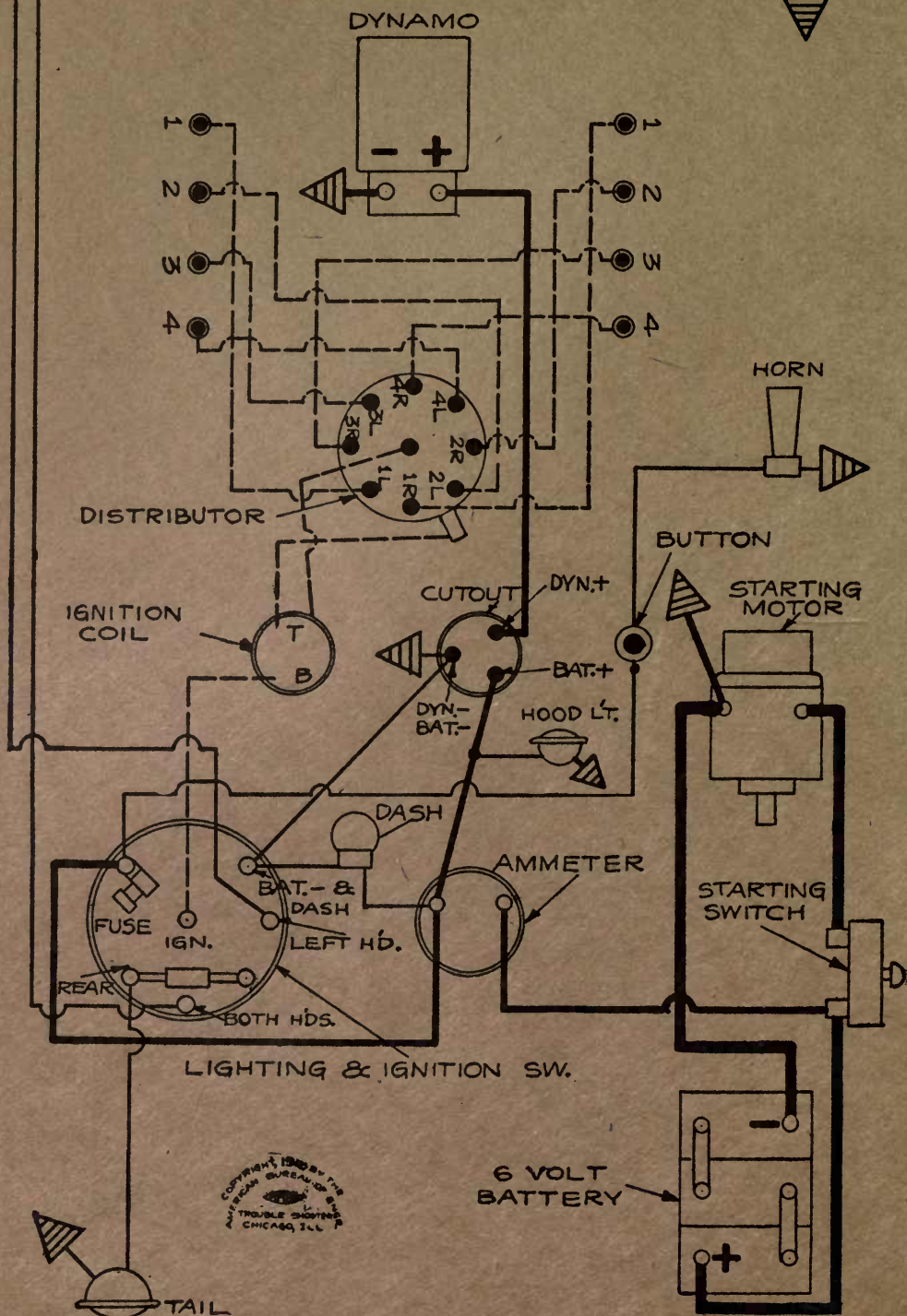
Copyright 1917, by Remy
Automobile Electric Co. Inc.
CHICAGO, ILL.

HDLAMP

JACKSON-349-1917 & 1918

HDLAMP

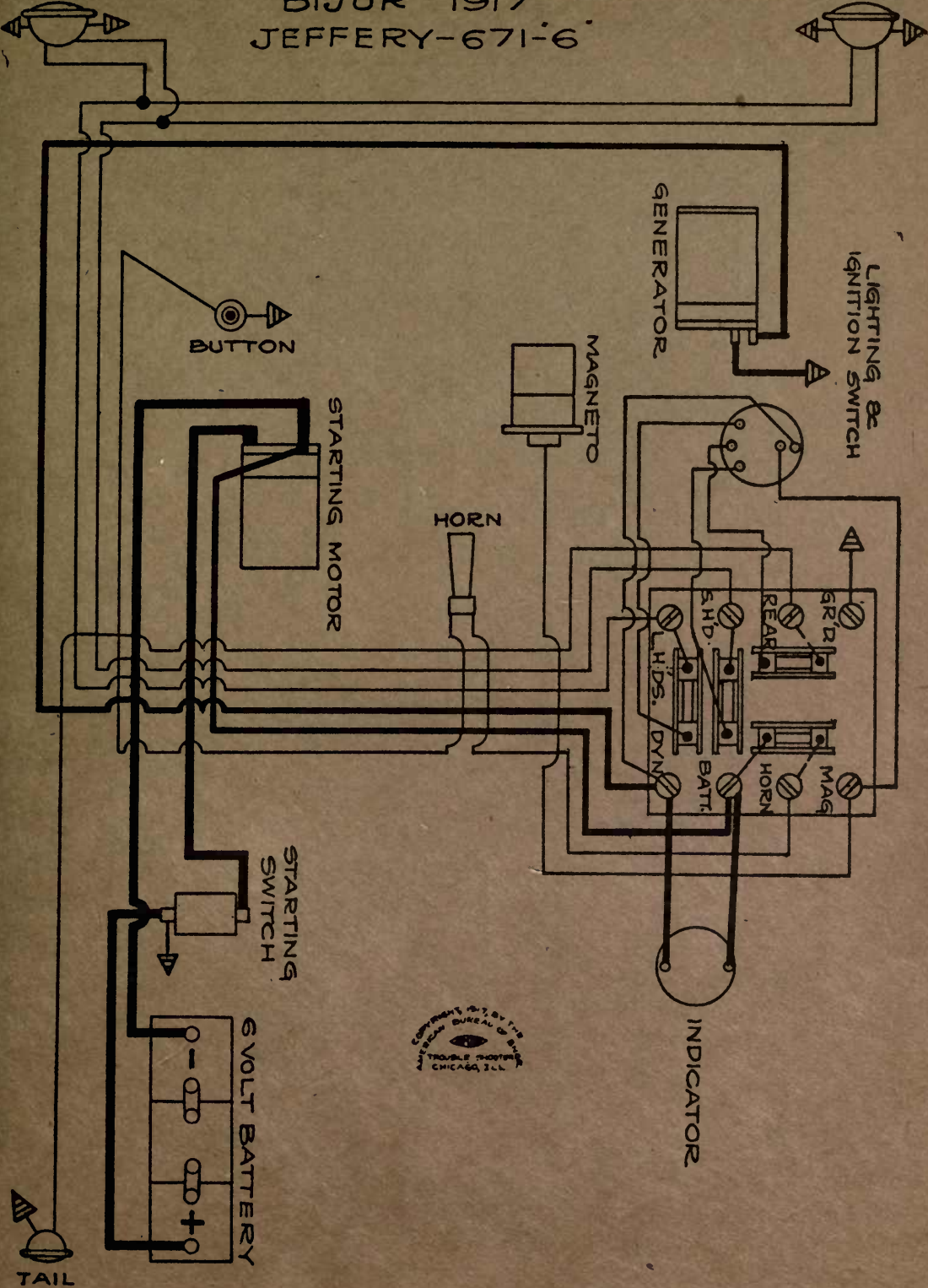
AUTOLITE



BIJUR '1917'
JEFFERY-671-6

HD. LIGHT

HD. LIGHT.



COPYRIGHT 1917 BY THE
AUTOMOBILE BUREAU OF THE
TROUBLE TROUBLE
CHICAGO, ILL.

HQ. LAMP

JEFFERY TRUCK "1918"

HQ. LAMP

BIJUR
MODEL 2017

DISTRIBUTOR

IGNITION COIL

STARTING SWITCH

STARTING
MOTOR

6 VOLT
BATTERY

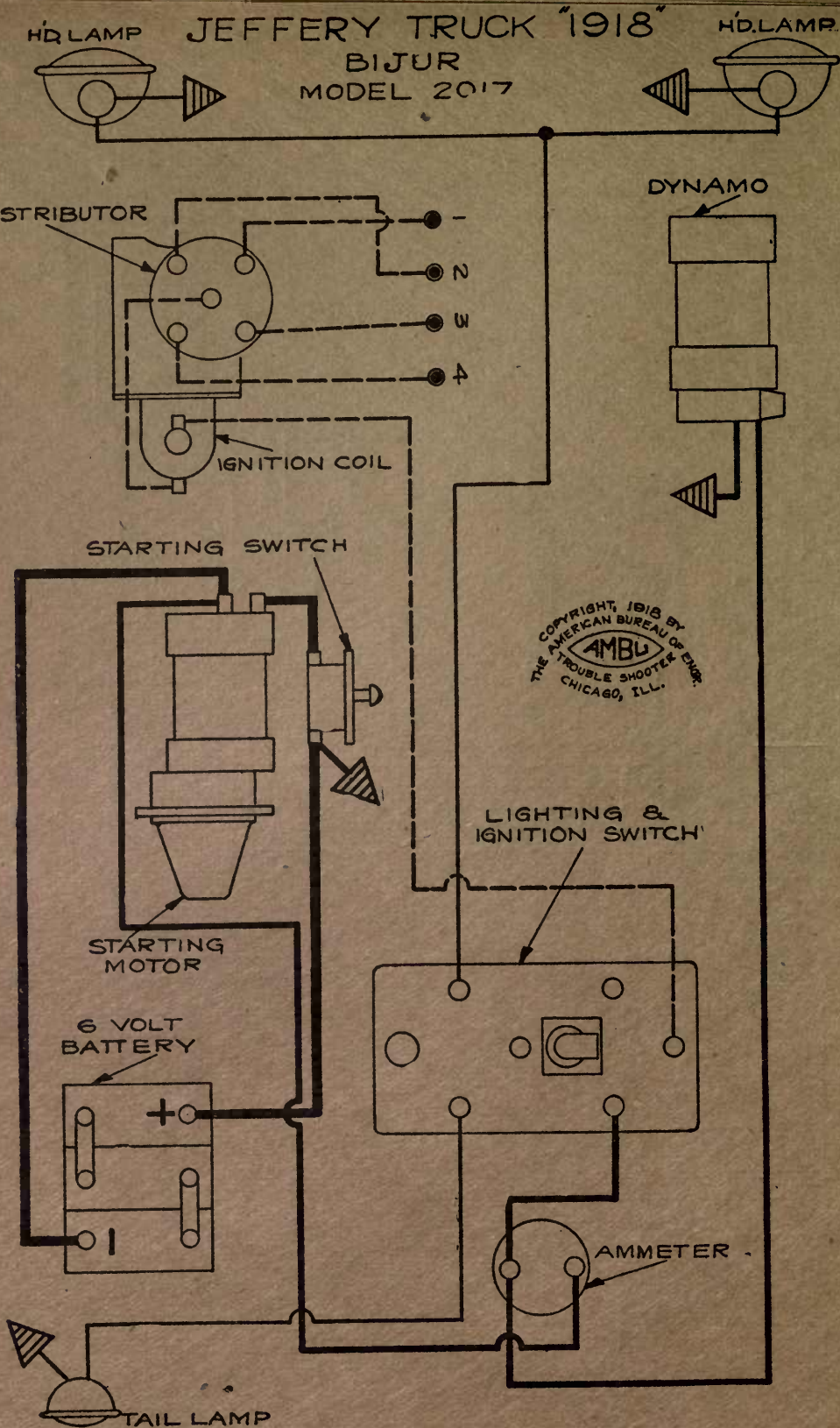
DYNAMO

LIGHTING &
IGNITION SWITCH

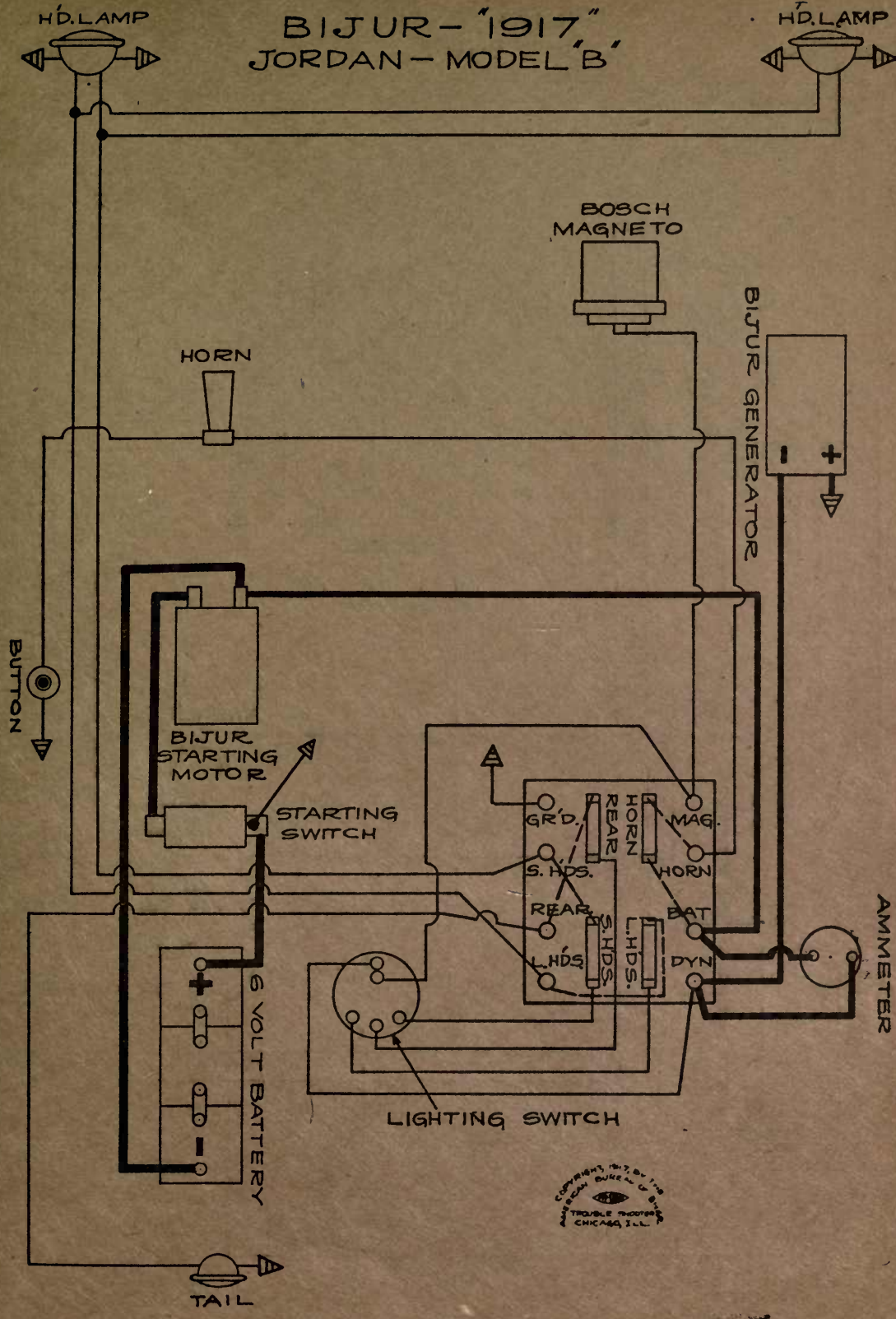
COPYRIGHT, 1918 BY
THE AMERICAN BUREAU OF ENGINEERING
AMBU
TROUBLE SHOOTER
CHICAGO, ILL.

AMMETER

TAIL LAMP



BIJUR - '1917" JORDAN - MODEL 'B'



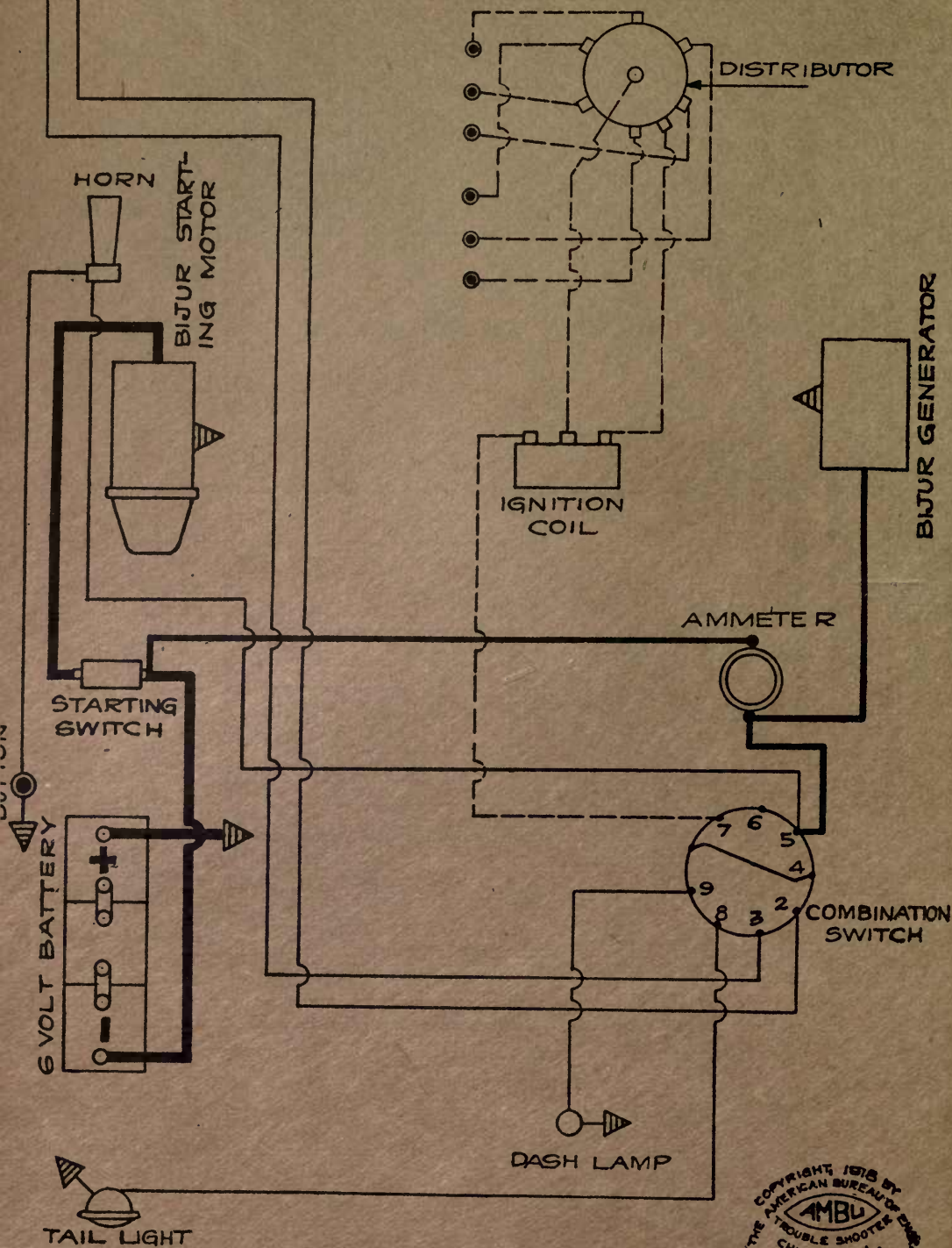
COPYRIGHT 1917, BY THE
AMERICAN BUREAU OF
ELECTRICITY
TROUBLE SHOOTING
CHICAGO, ILL.

H.D. LIGHT





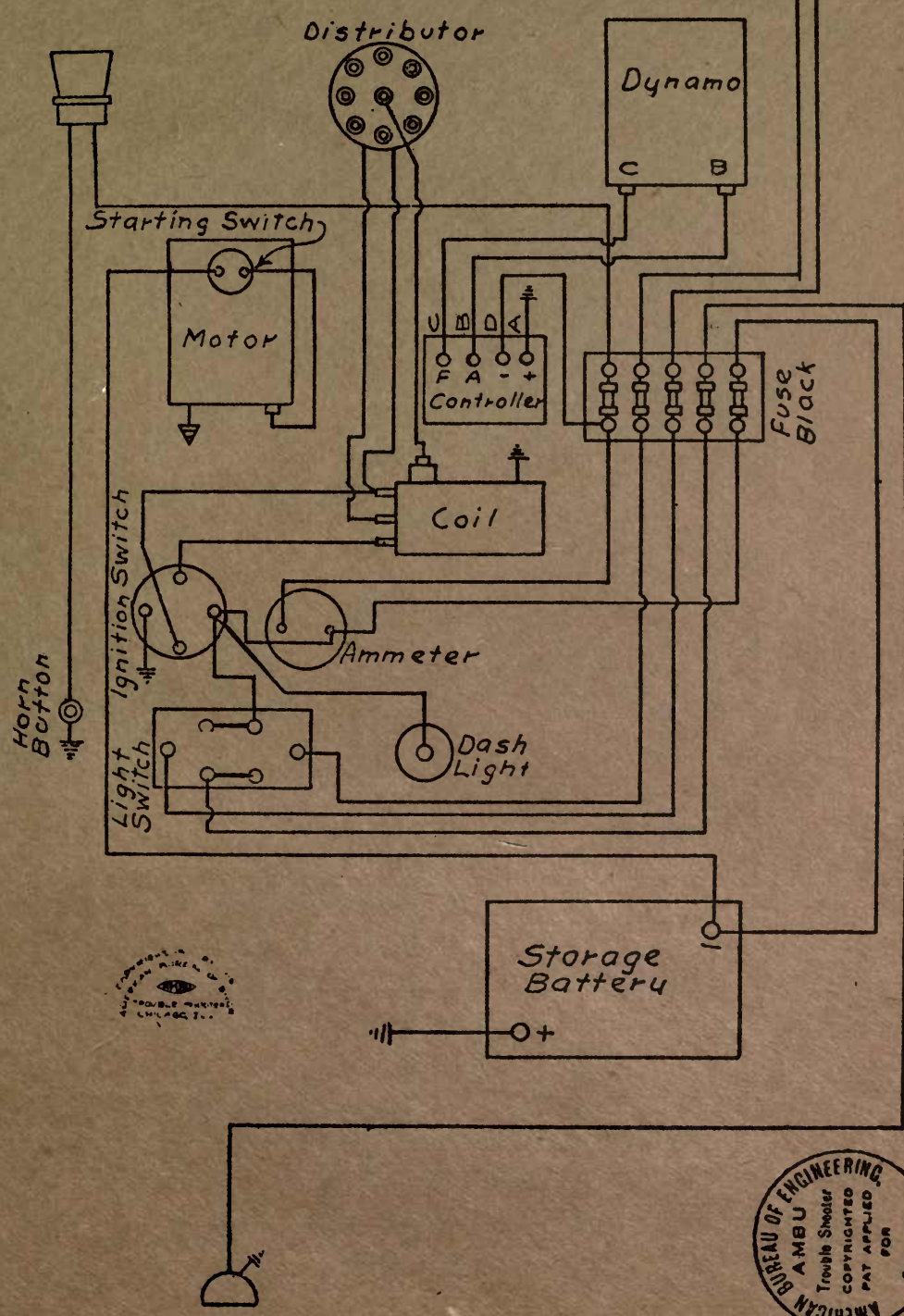
JORDAN "C" 1918-1919 BIJUR

H.D. LIGHT

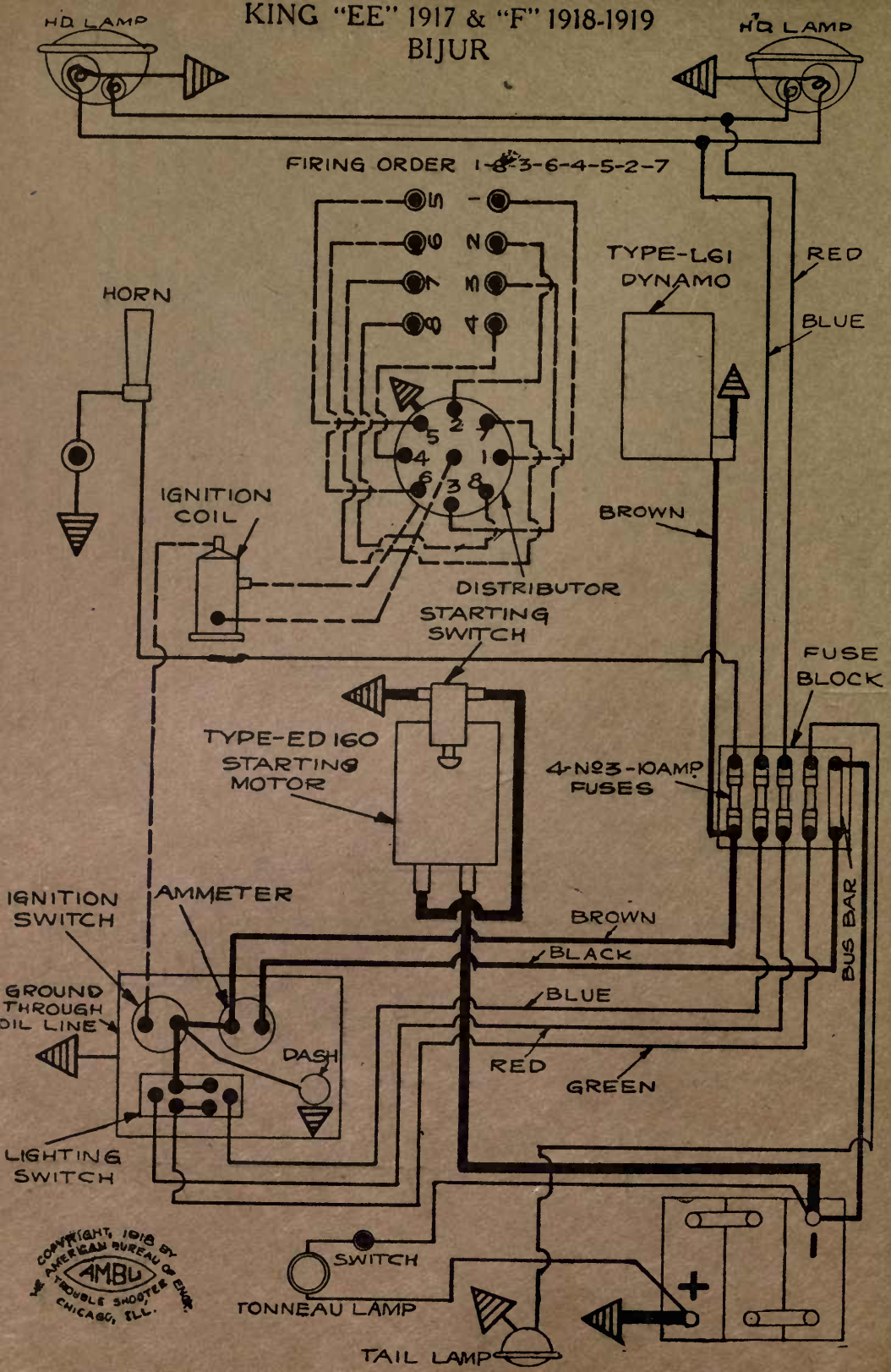


COPYRIGHT, 1918 BY
THE AMERICAN BUREAU OF CAR
TROUBLE SHOOTERS
CHICAGO, ILL.

KING-1916-E" & 1917-EE ROBBINS & MEYERS



KING "EE" 1917 & "F" 1918-1919 BIJUR

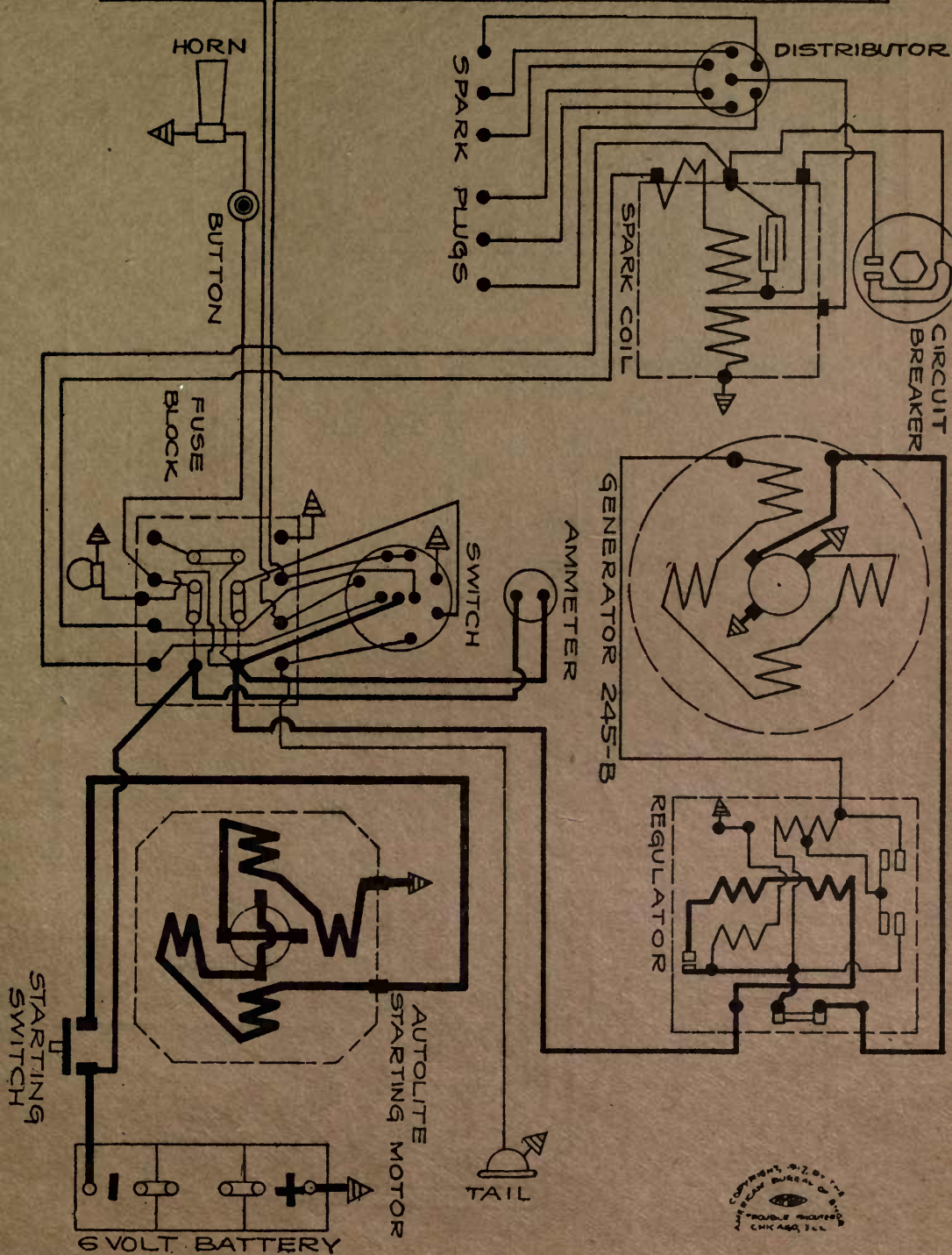


COPYRIGHT, 1918 BY
THE AMERICAN BUREAU OF ENGINEERING
CHICAGO, ILL.

H'D. LIGHT

H'D. LIGHT

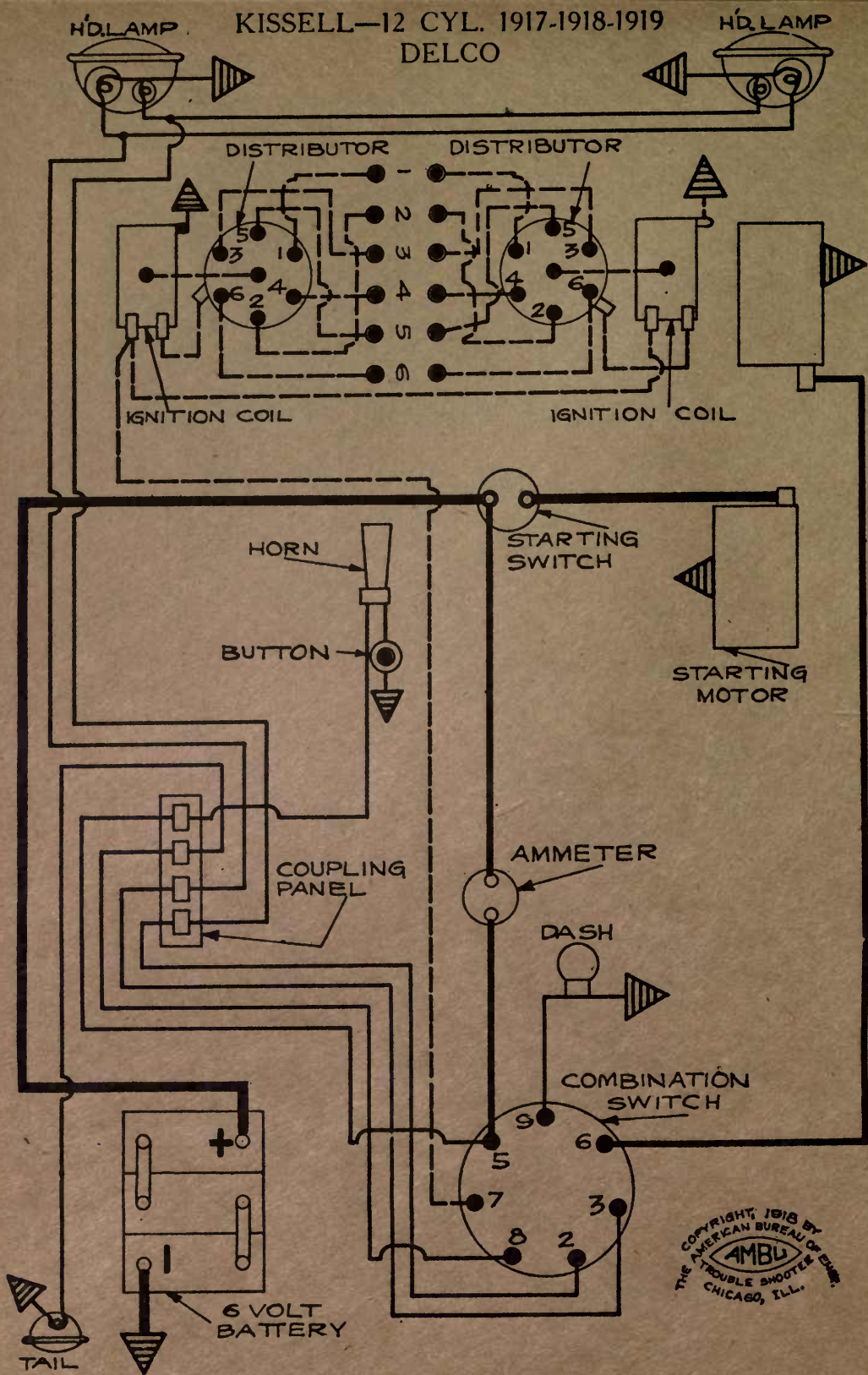
REMY-"1917" KISSEL HUNDRED POINT SIX



H'D. LAMP

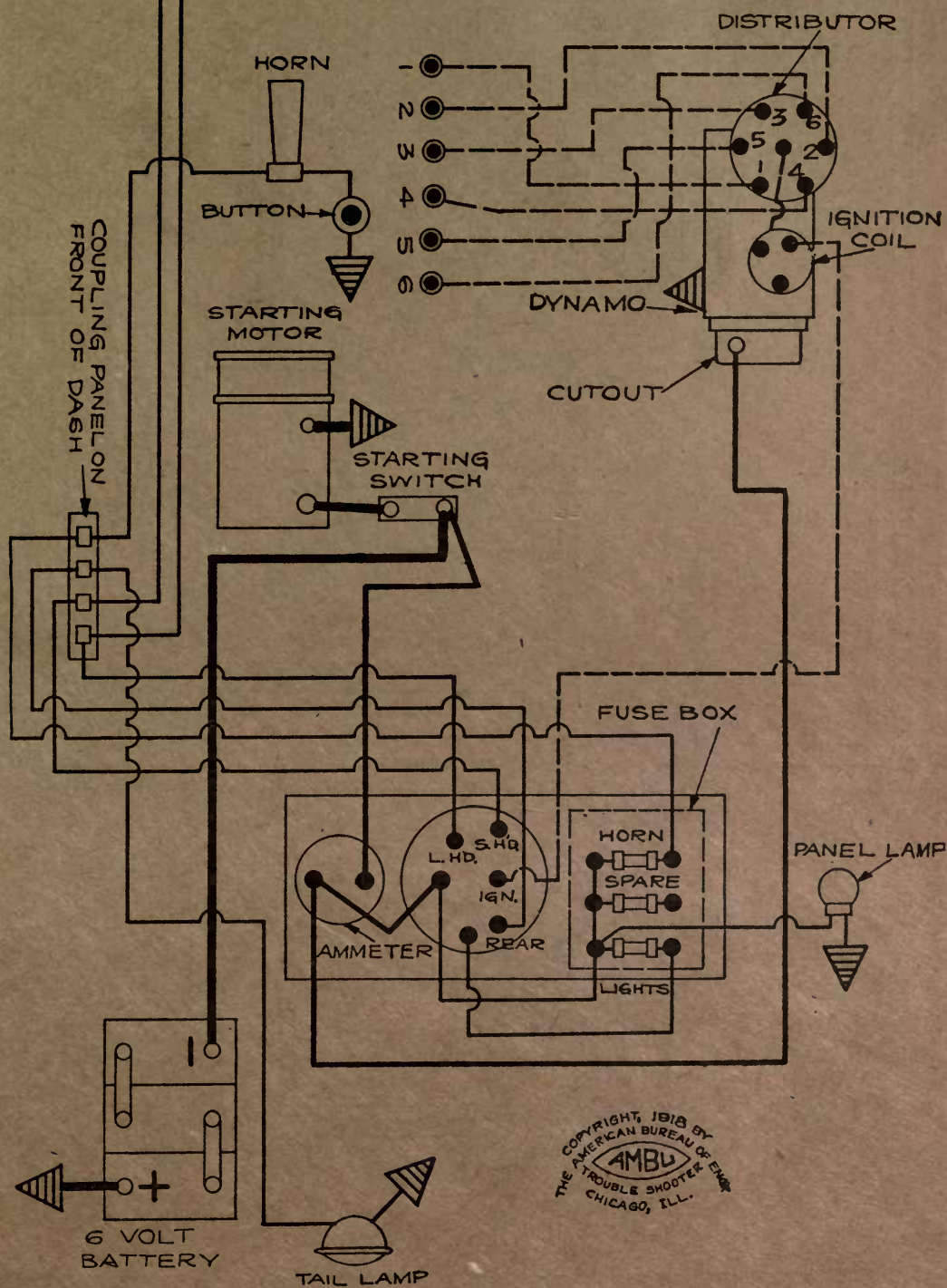
KISSELL-12 CYL. 1917-1918-1919 DELCO

H'D. LAMP



COPYRIGHT, 1918 BY
 THE AMERICAN BUREAU OF CAR
 TROUBLE SHOOTERS
 CHICAGO, ILL.

HD. LAMP KISSEL - HUNDRED POINT SIX - 1918 HD. LAMP
REMY

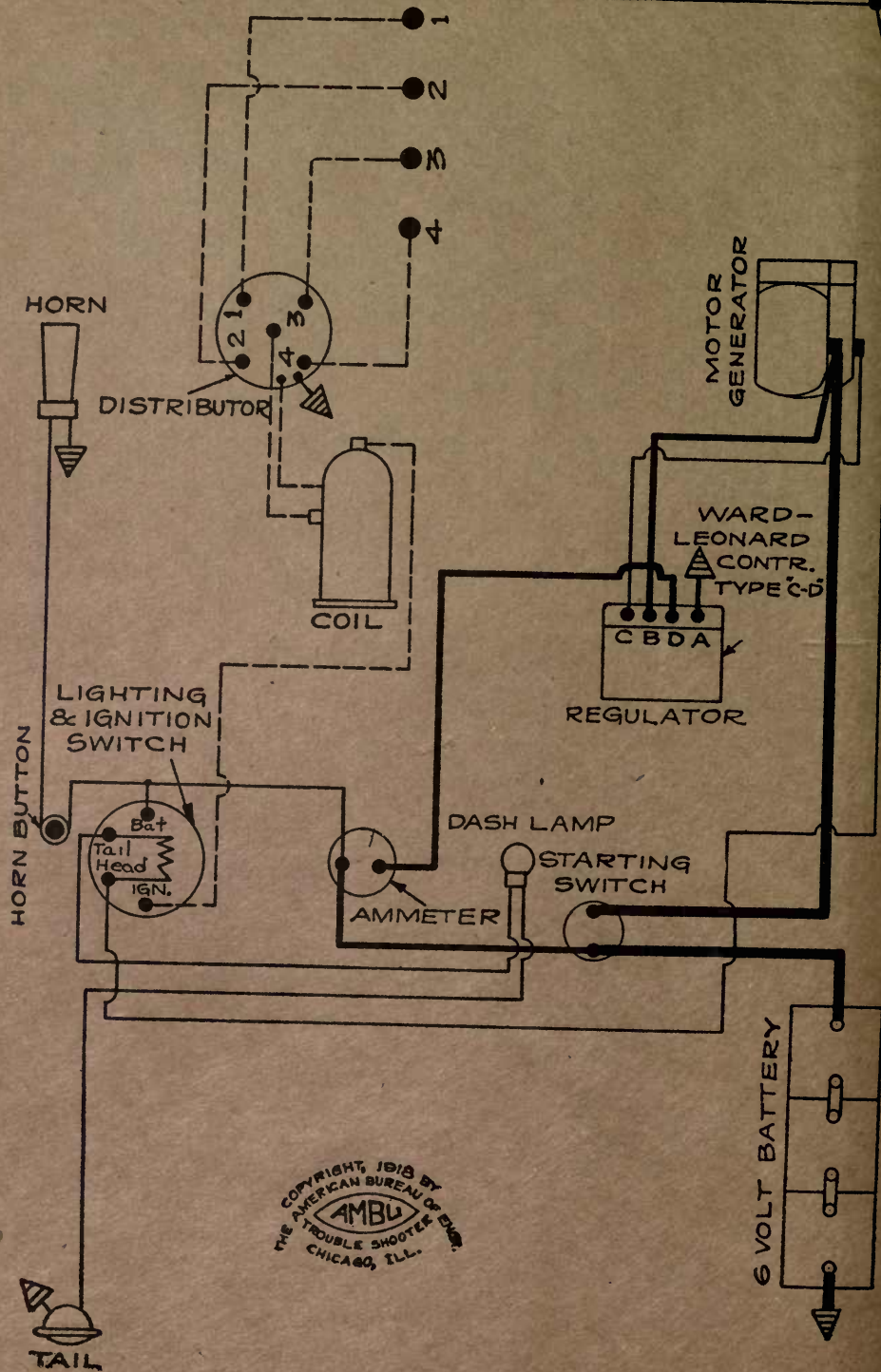


COPYRIGHT, 1918 BY
THE AMERICAN BUREAU OF ENGINEERING
TROUBLE SHOOTERS
CHICAGO, ILL.

H'D. LAMP

MAIBOHM "A"—4 CYL. 1917 & 1918 & 1919 DISCO

H'D. LAMP

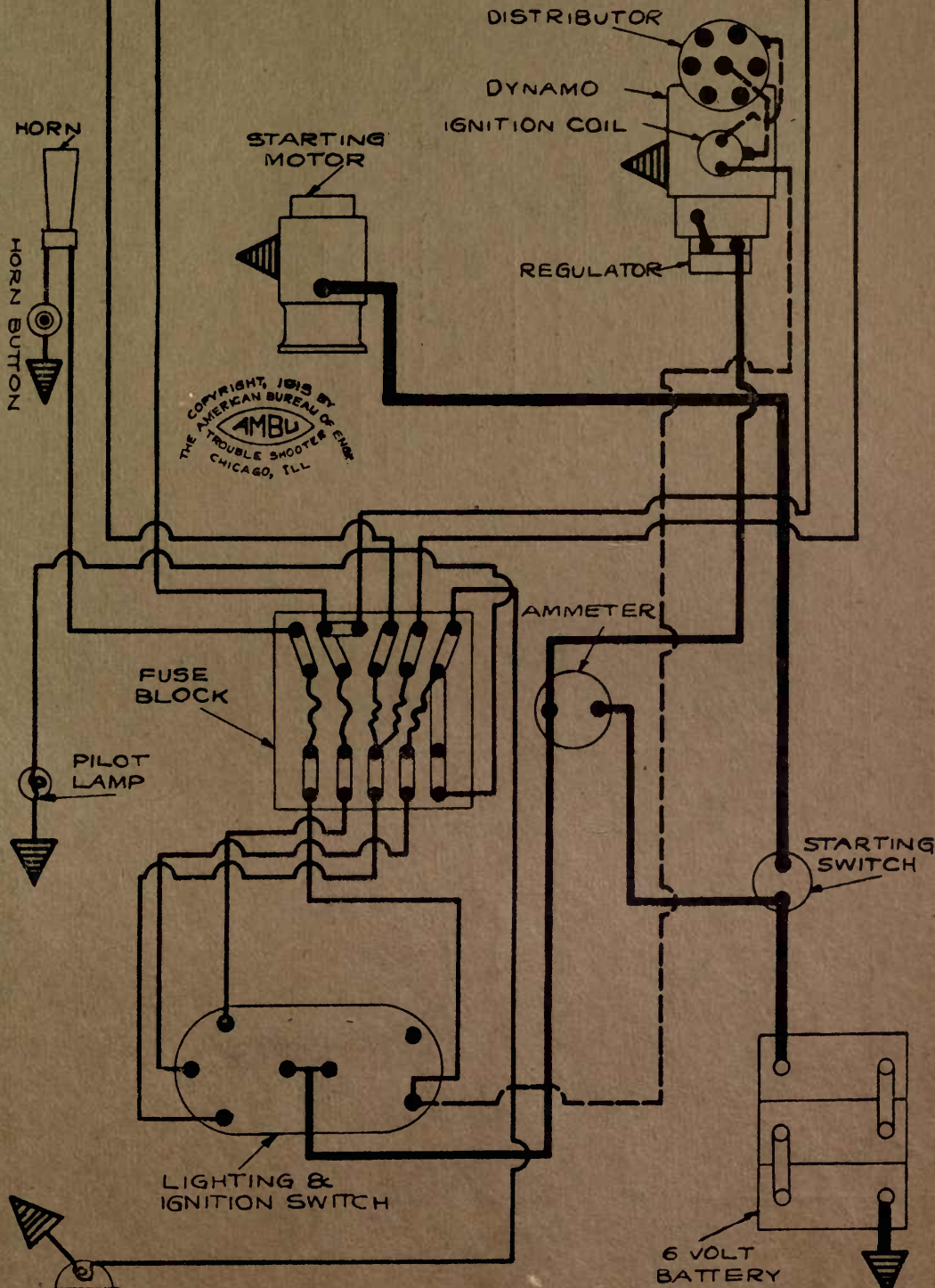



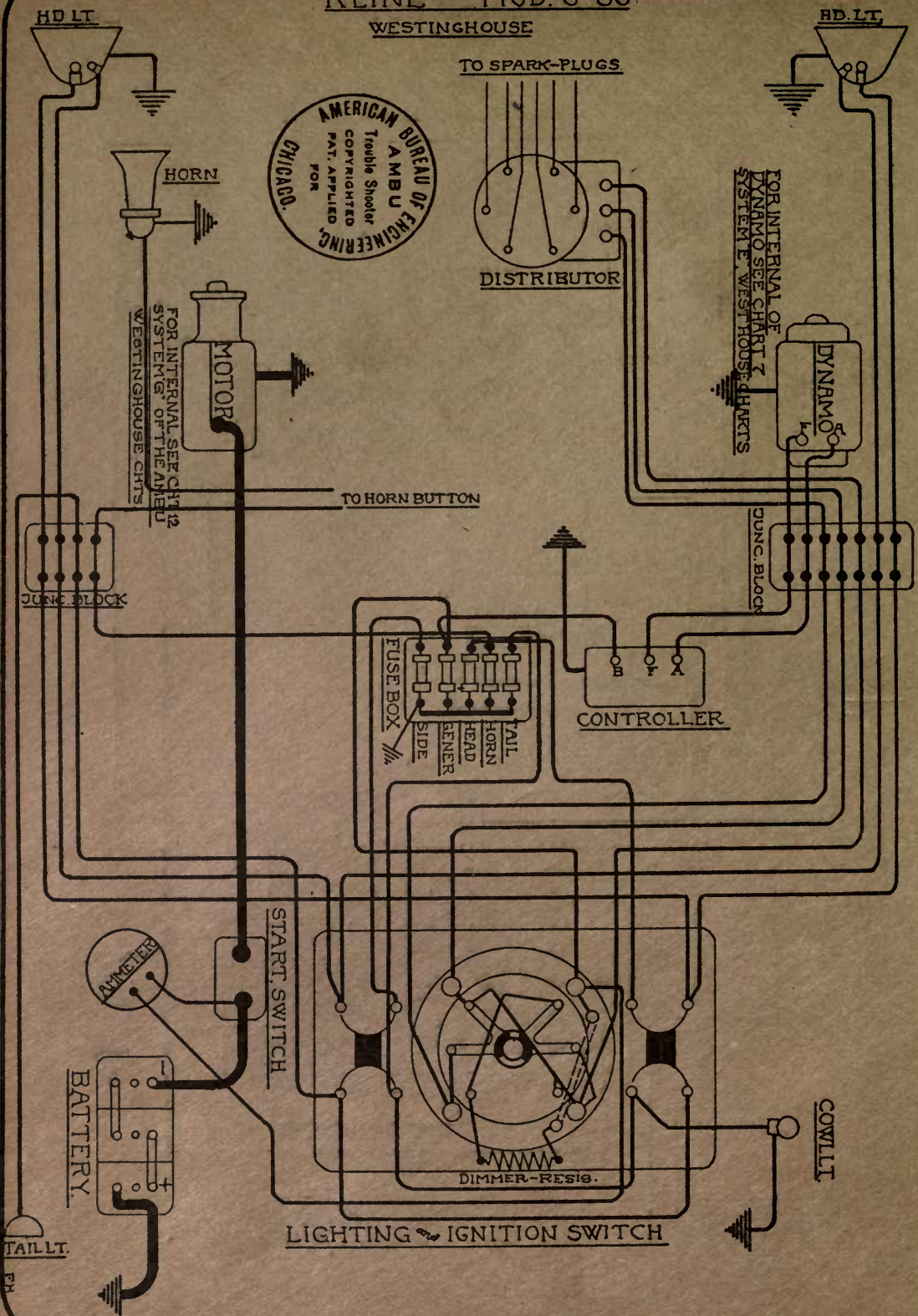
HQ LAMP

MADISON 6-40 1918-1919

HD LAMP

REMY

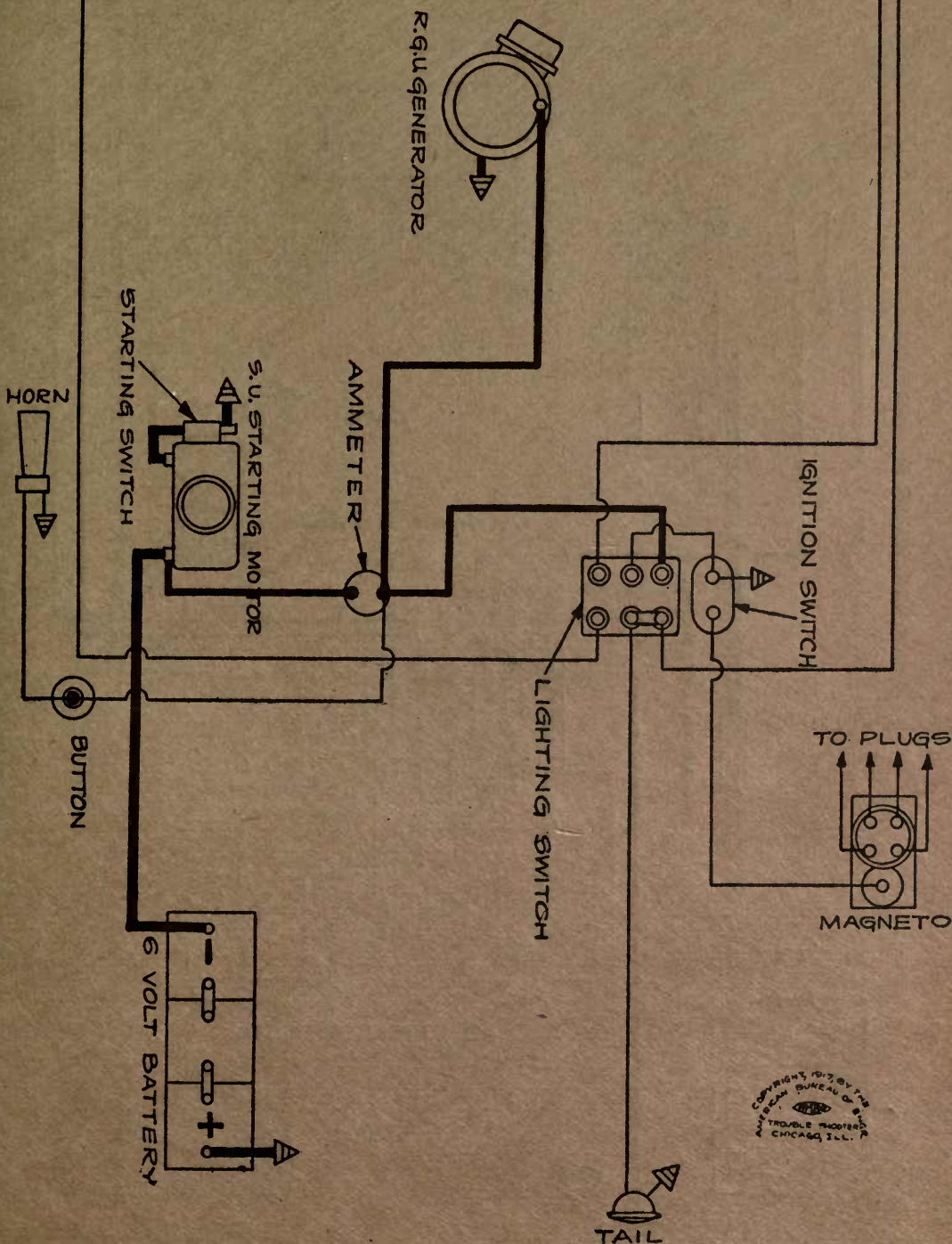




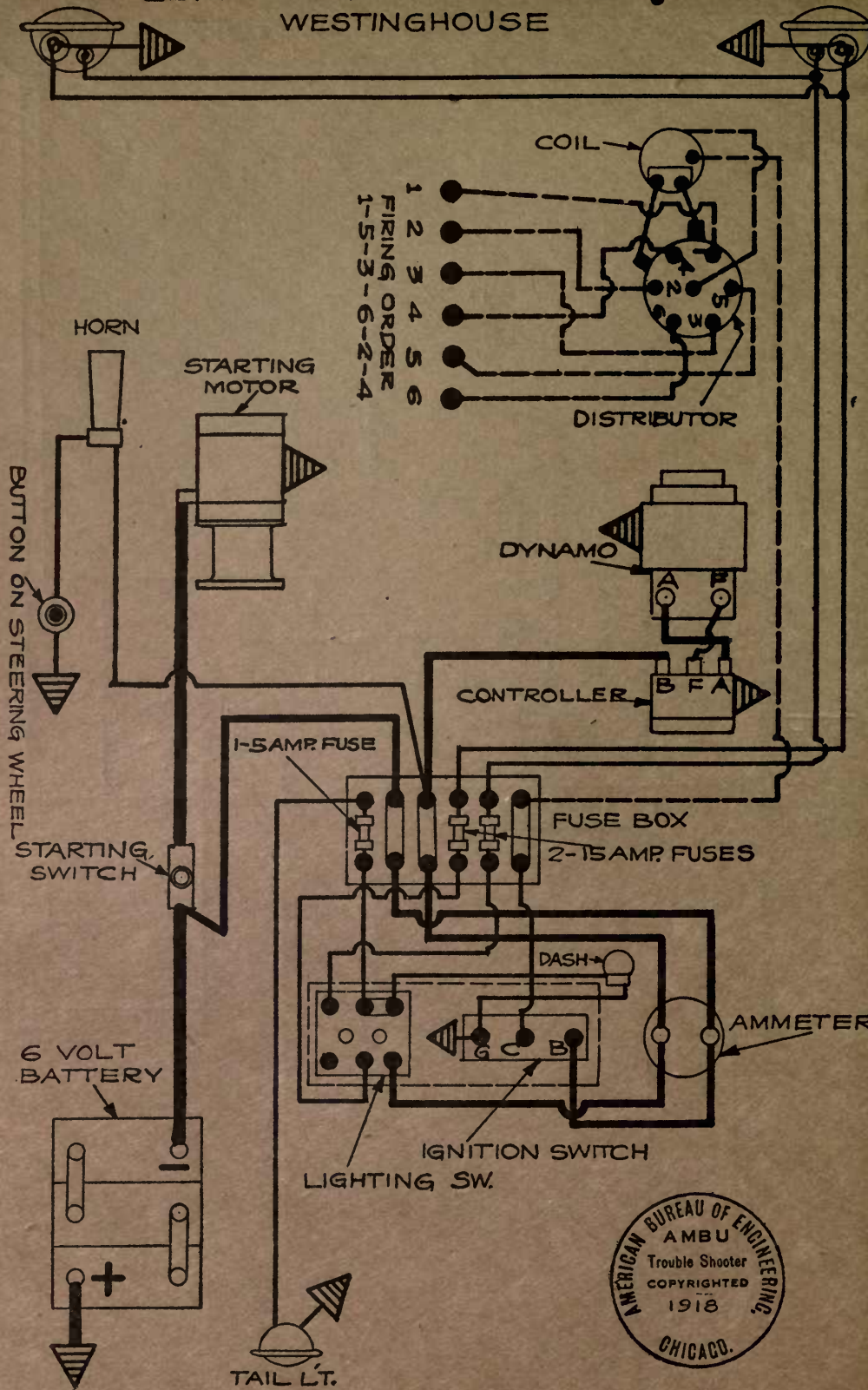
H.D. LIGHT

SPLITDORF - APLCO - 1917 LAWSON TRUCK


H.D. LIGHT



COPYRIGHT 1917 BY THE
AMERICAN BUREAU OF STANDARDS
TRADE MARKED
CHICAGO ILL.



HQ. LAMP

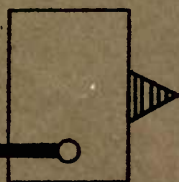


LEXINGTON—1918 & 1919 WESTINGHOUSE

HQ. LAMP



STARTING MOTOR
TYPE 760



HORN

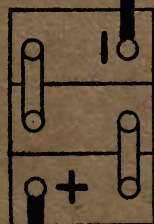
BUTTON



STARTING
SWITCH



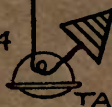
SPOT LIGHT



WILLARD SX-4
6V. BATTERY

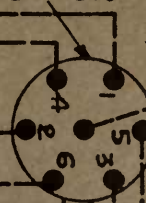
AMMETER

TAIL



FIRING ORDER 1-5-3-6-2-4

IGNITION COIL
DISTRIBUTOR



CBA

DYNAMO
No 760



FUSE BLOCK

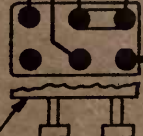
2-15 AMP. FUSES



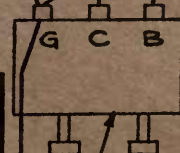
INSTRUMENT
LIGHT



LIGHTING SWITCH



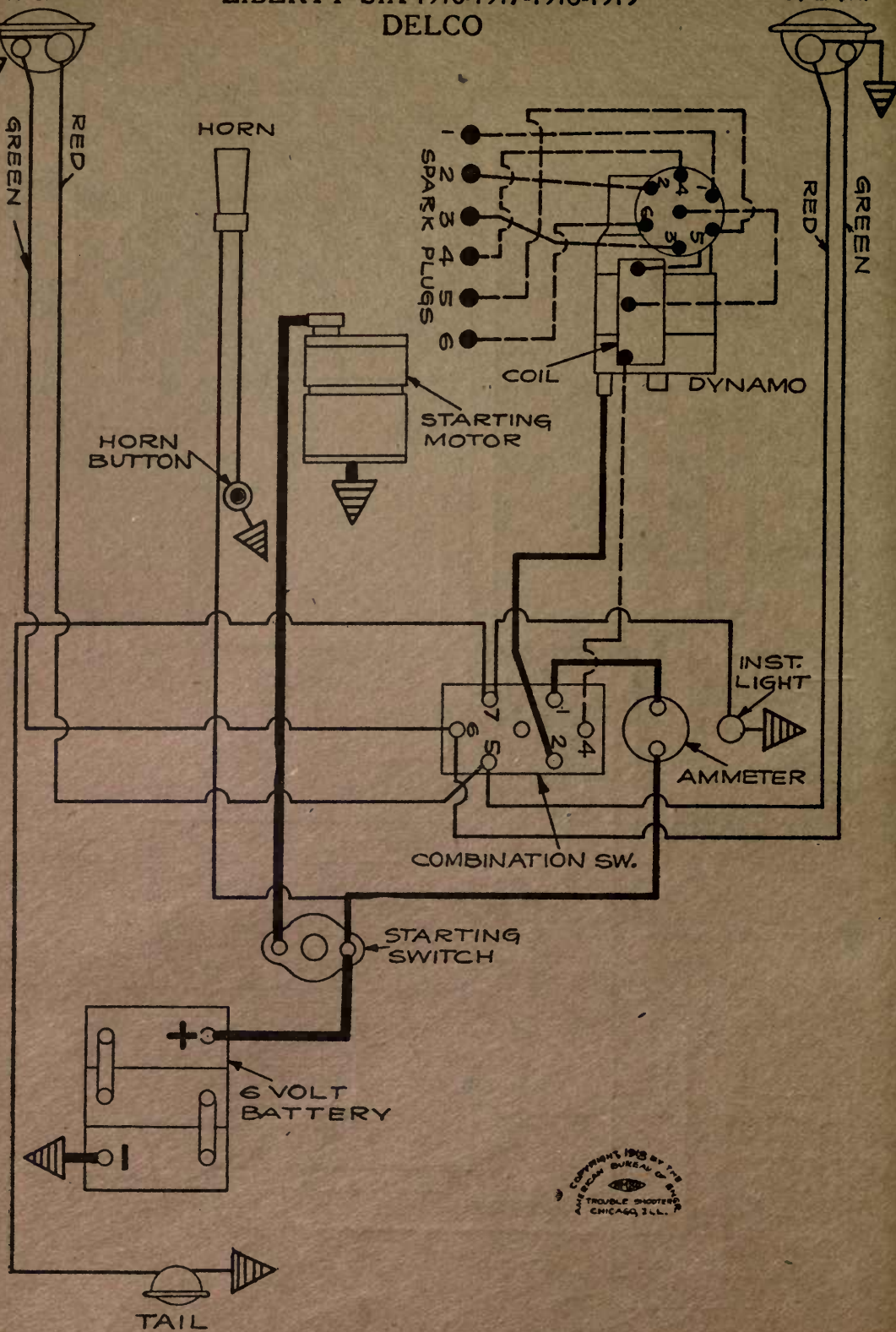
IGNITION SW



HD. LAMP

LIBERTY SIX 1916-1917-1918-1919 DELCO

HD. LAMP

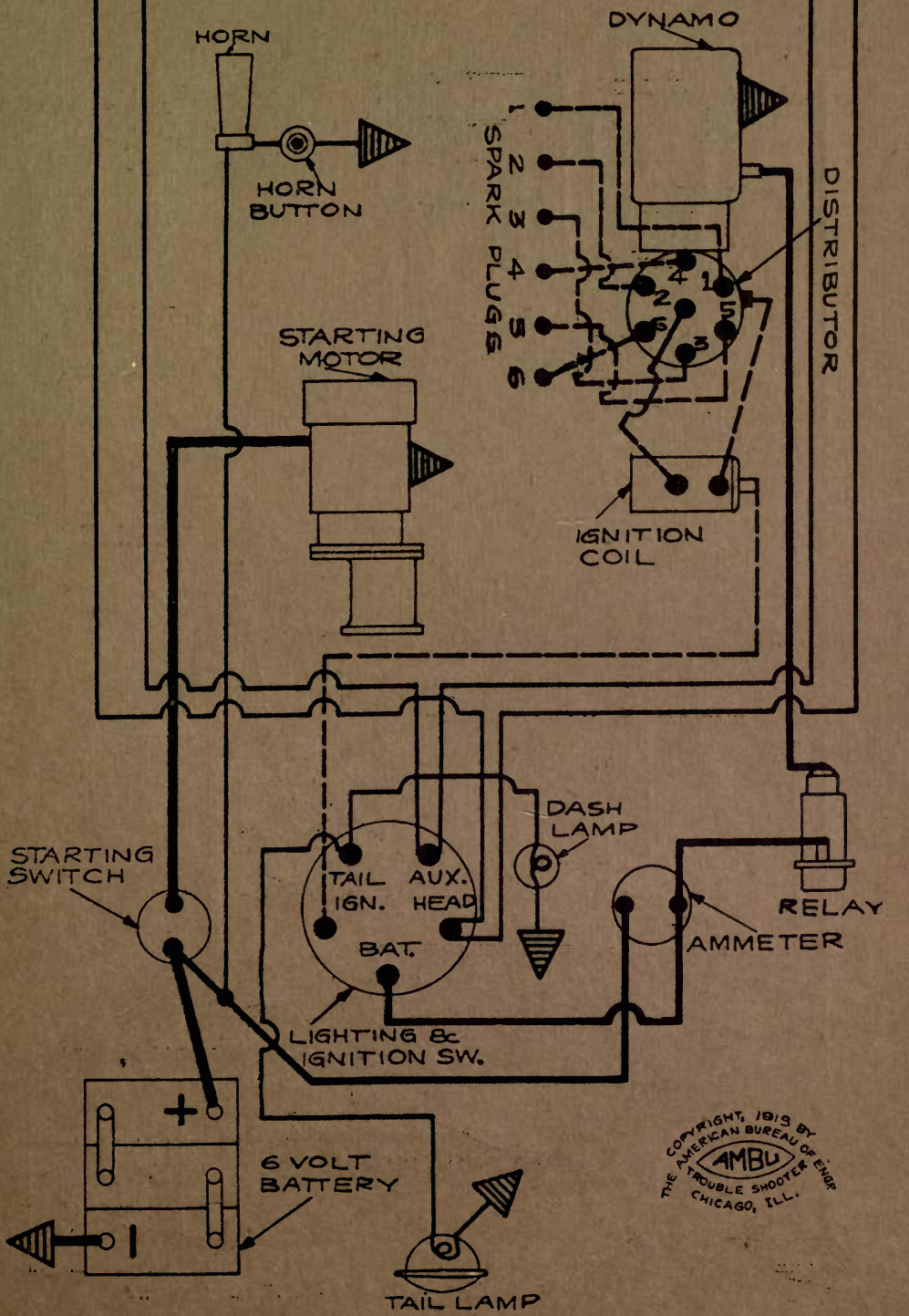


COPYRIGHT 1919 BY THE
AMERICAN BUREAU OF
AUTOMOBILE ELECTRICITY
CHICAGO, ILL.

HD. LAMP

LIBERTY-10B-1919 WAGNER


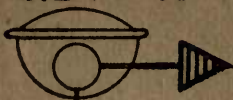
HD. LAMP



COPYRIGHT, 1919 BY
THE AMERICAN BUREAU OF ENGINEERING
TROUBLE SHOOTER
CHICAGO, ILL.

HQ LAMP LIPPARD STEWART TRUCK-M2-1917
REMY

HQ LAMP



DYNAMO



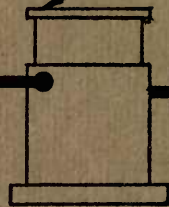
FIRING ORDER 1-3-4-2
~ SPARK PLUGS ~

COPYRIGHT, 1919 BY
THE AMERICAN BUREAU OF ENGINEERING
CHICAGO, ILL.

MAGNETO



STARTING
MOTOR



AMMETER
RELAY
LIGHT SW.



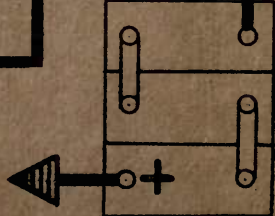
MAGNETO SWITCH



STARTING SWITCH

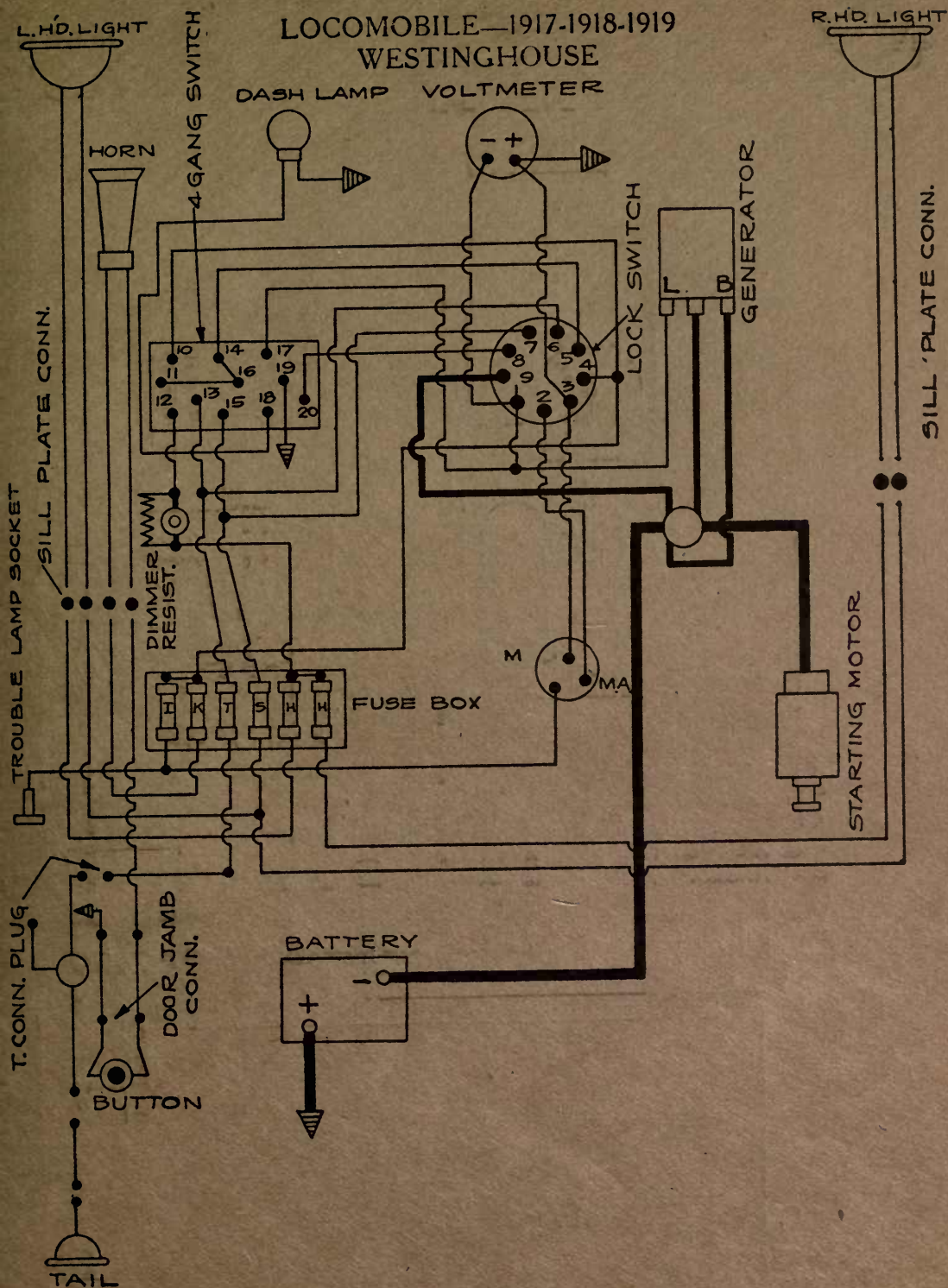


TAIL



6 VOLT BATTERY

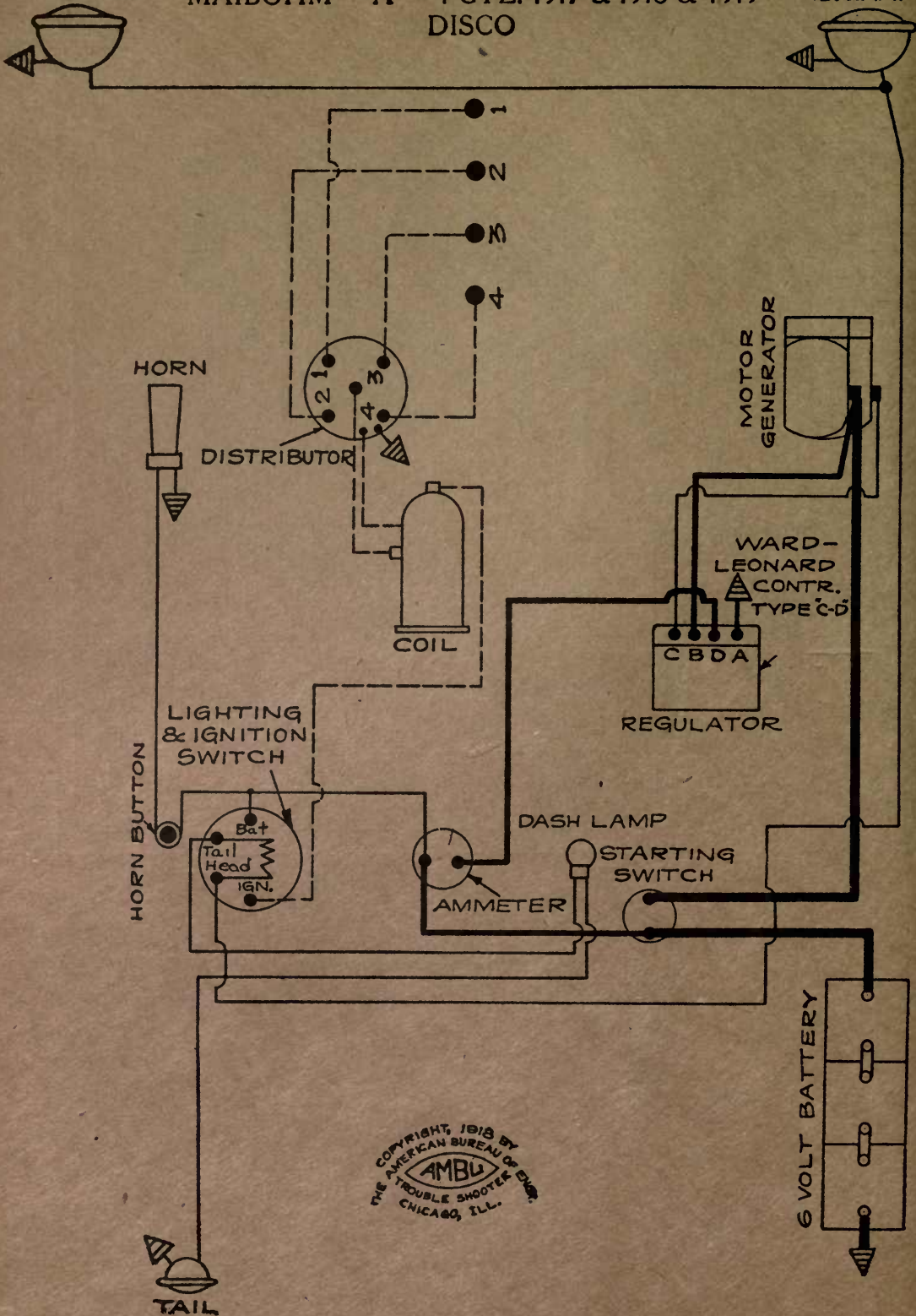
LOCOMOBILE—1917-1918-1919
WESTINGHOUSE



H'D. LAMP

MAIBOHM "A"—4 CYL. 1917 & 1918 & 1919 DISCO

H'D. LAMP



HORN LAMP MADISON 6-40 1918-1919 REMY

HORN LAMP

HORN
HORN BUTTON

STARTING MOTOR

DISTRIBUTOR

DYNAMO

IGNITION COIL

REGULATOR

COPYRIGHT, 1919 BY
THE AMERICAN BUREAU OF ENGINEERING
AMBU
TROUBLE SHOOTER
CHICAGO, ILL.

AMMETER

FUSE BLOCK

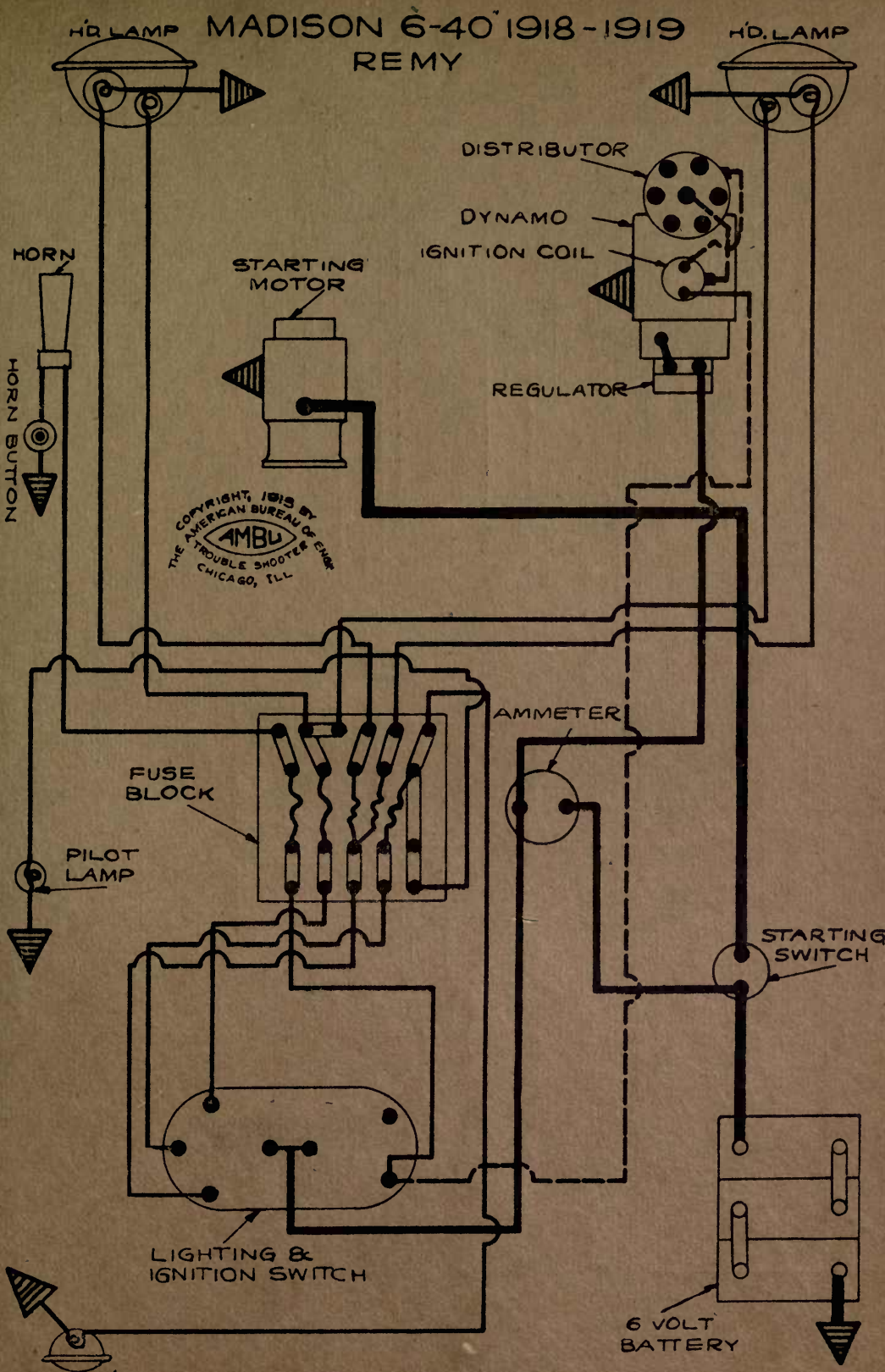
PILOT LAMP

STARTING SWITCH

LIGHTING & IGNITION SWITCH

6 VOLT BATTERY

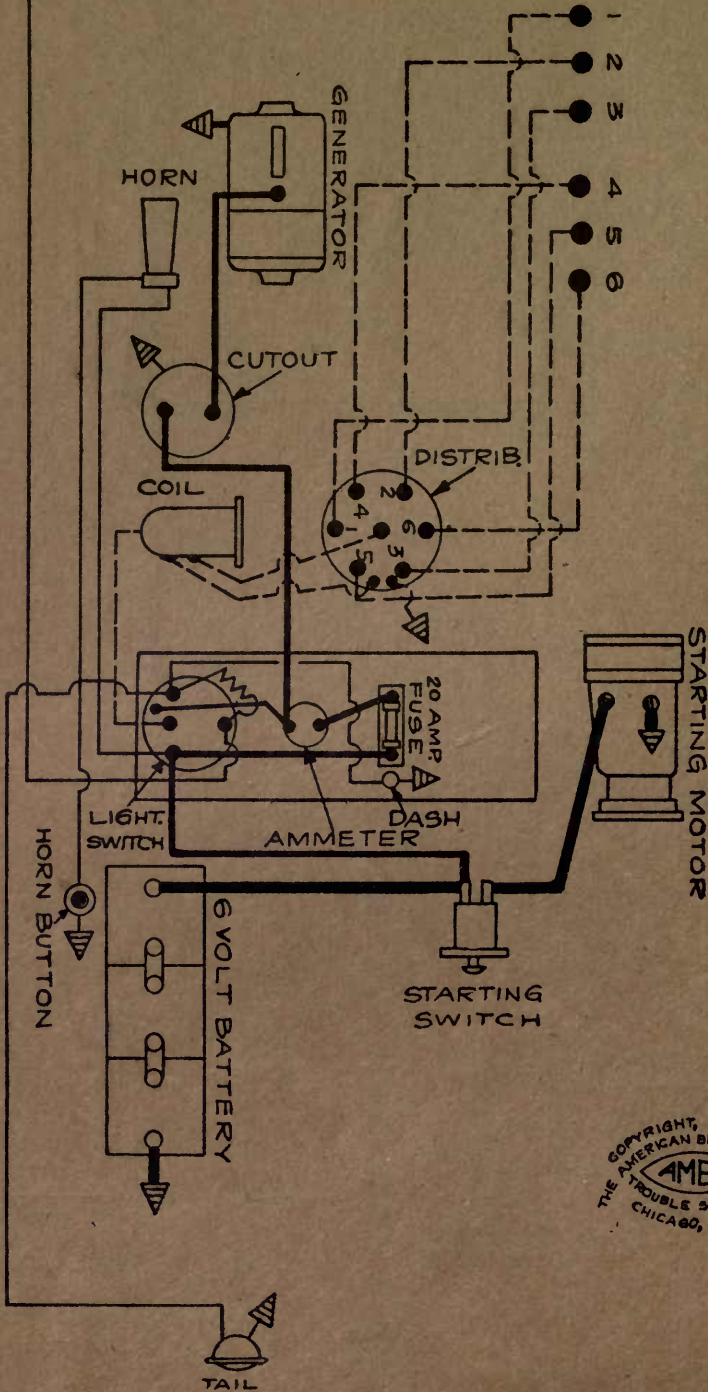
TAIL LAMP



L. HD. LAMP

MAIBOHM "B" 6 CYL. 1918 & 1919 WAGNER

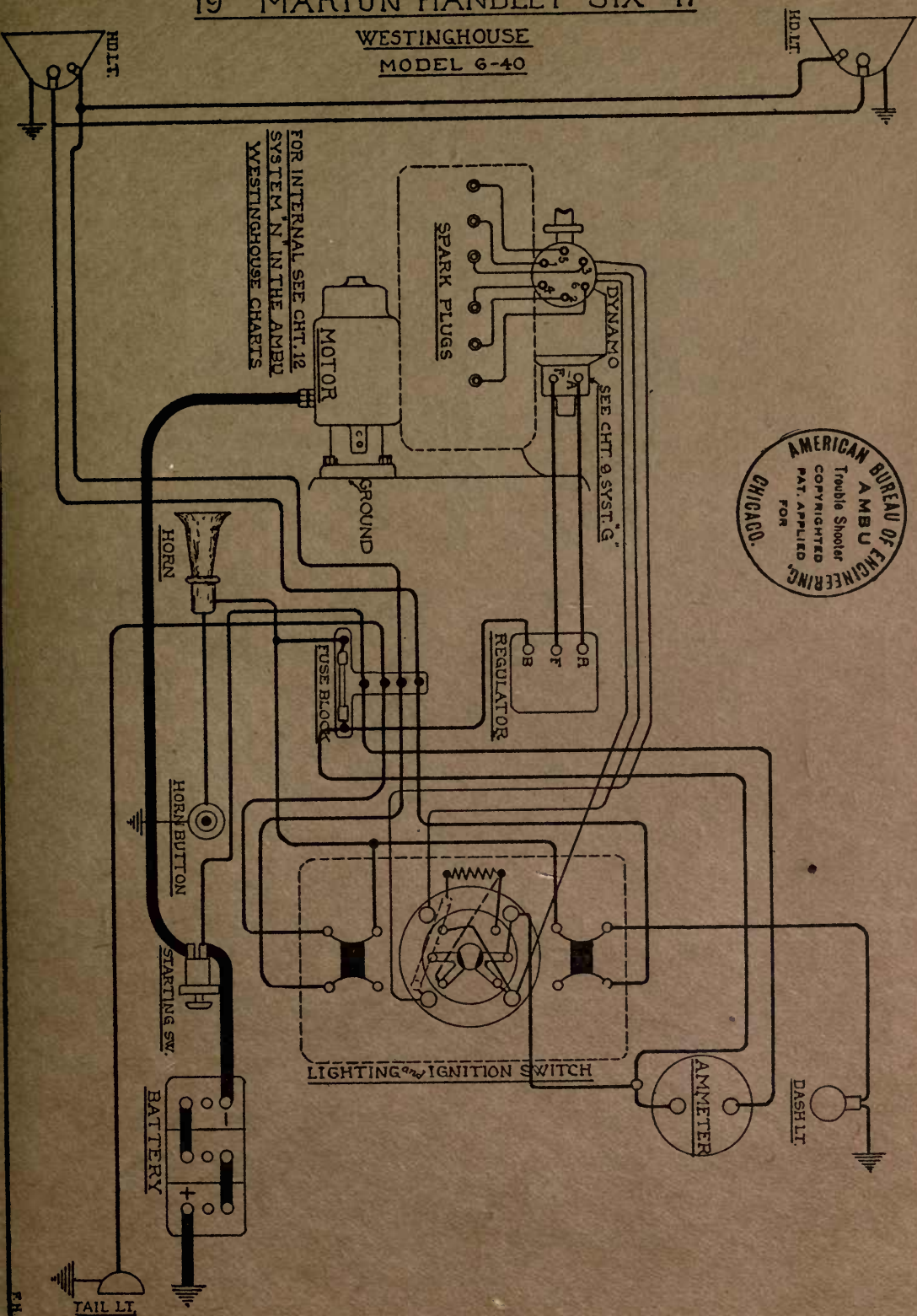
R. HD. LAMP



COPYRIGHT, 1918 BY
THE AMERICAN BUREAU OF EXH.
CHICAGO, ILL.

19 MARION-HANDLEY SIX 17

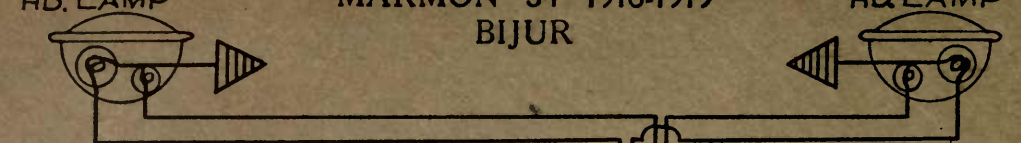
WESTINGHOUSE
MODEL 6-40



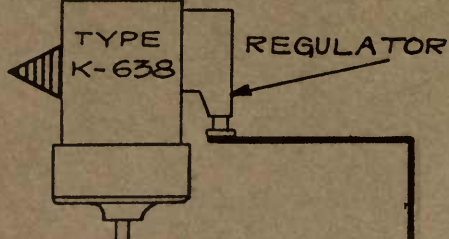
H.D. LAMP

MARMON '34" 1918-1919 BIJUR

H.D. LAMP

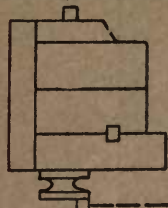


DYNAMO



HORN

MAGNETO

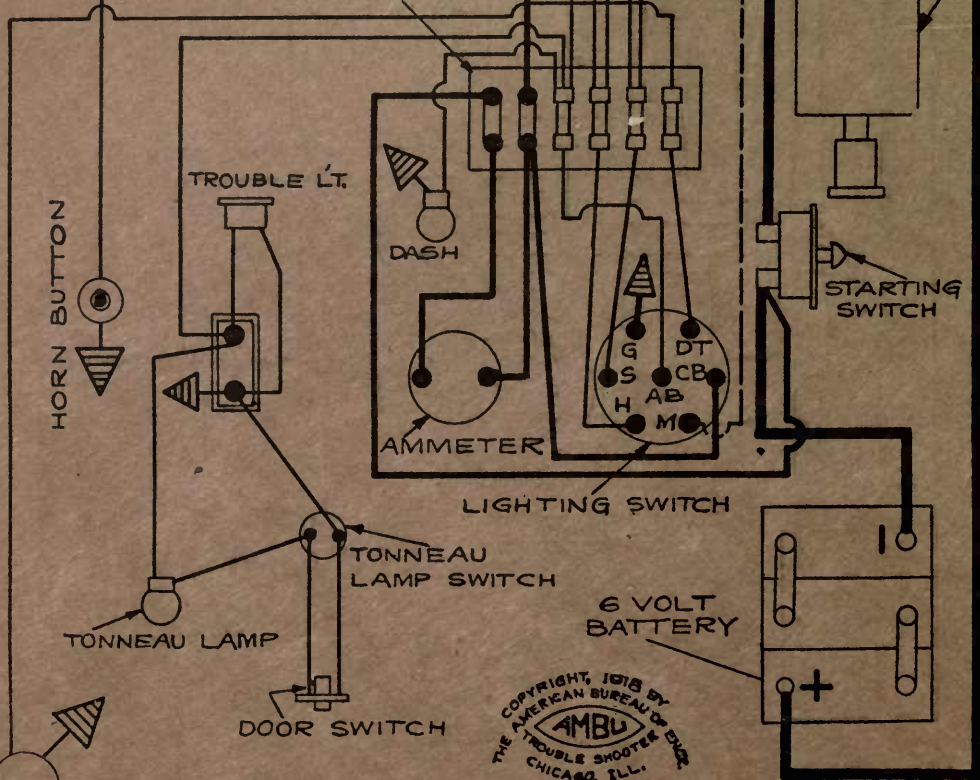


JUNCTION BLOCK

JUNCTION BLOCK

FUSE BLOCK

TYPE A.D. 200
STARTING MOTOR

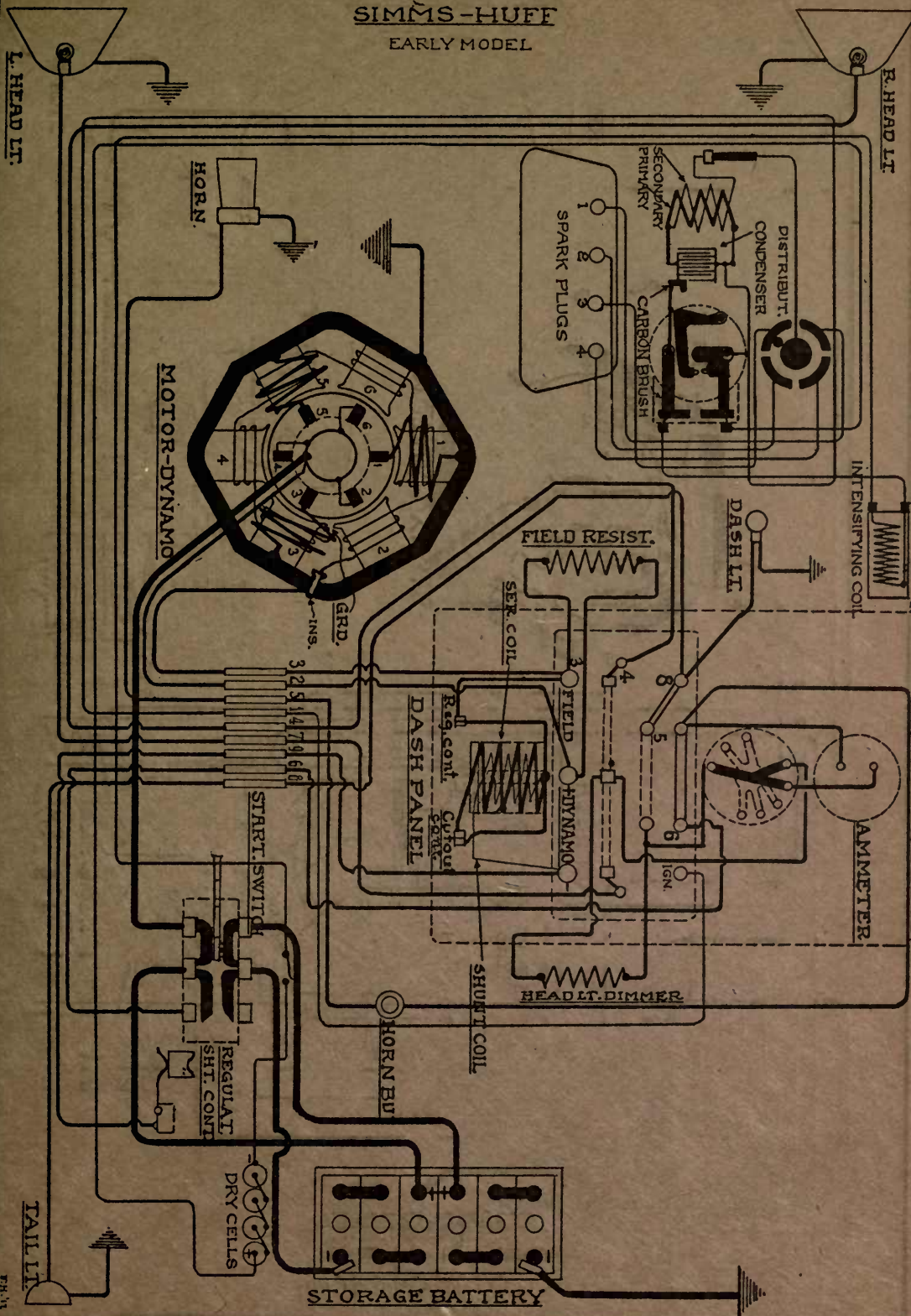


COPYRIGHT, 1918 BY
THE AMERICAN BUREAU OF
THE TROUBLE SHOOTER
CHICAGO, ILL.

MAXWELL-25 1917

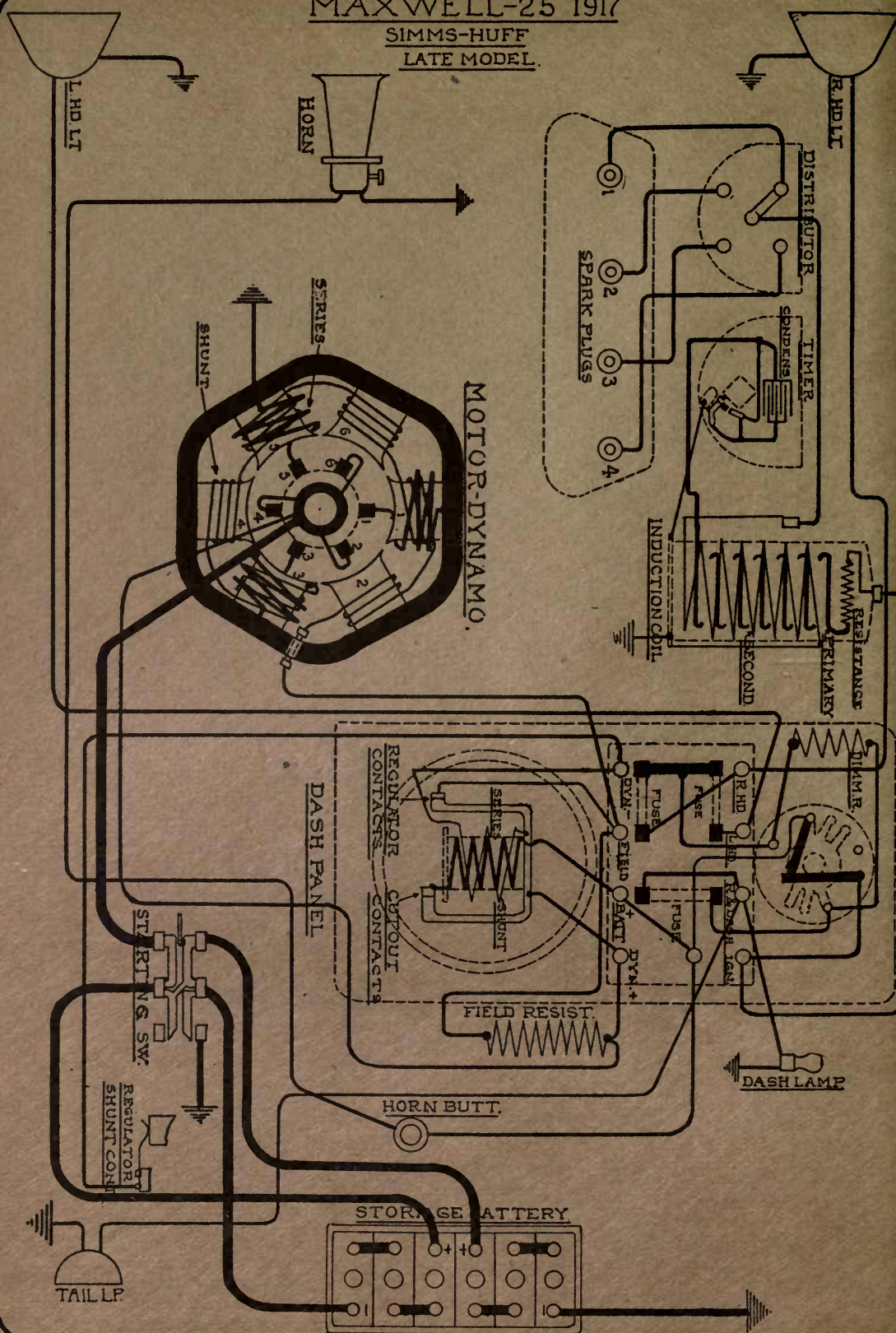
SIMMS-HUFF

EARLY MODEL



MAXWELL-25 1917

SIMMS-HUFF
LATE MODEL.



HD LAMP

MAXWELL "25" 1918 & 1919 SIMMS-HUFF

HD LAMP

MOTOR-DYNAMO
TYPE H M

ATWATER KENT
IGNITION SYSTEM

HORN

HORN BUTTON
DASH LAMP

CUTOUT &
REGULATOR
FLD. RES.

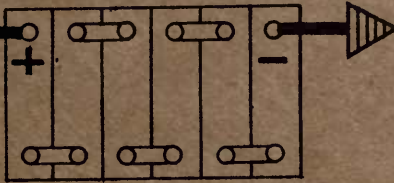
LIGHTING &
IGNITION SW.

STARTING
SWITCH LOCK

HEAD LIGHT DIMMER

SW. LOCK BUTTON

STARTING
SWITCH

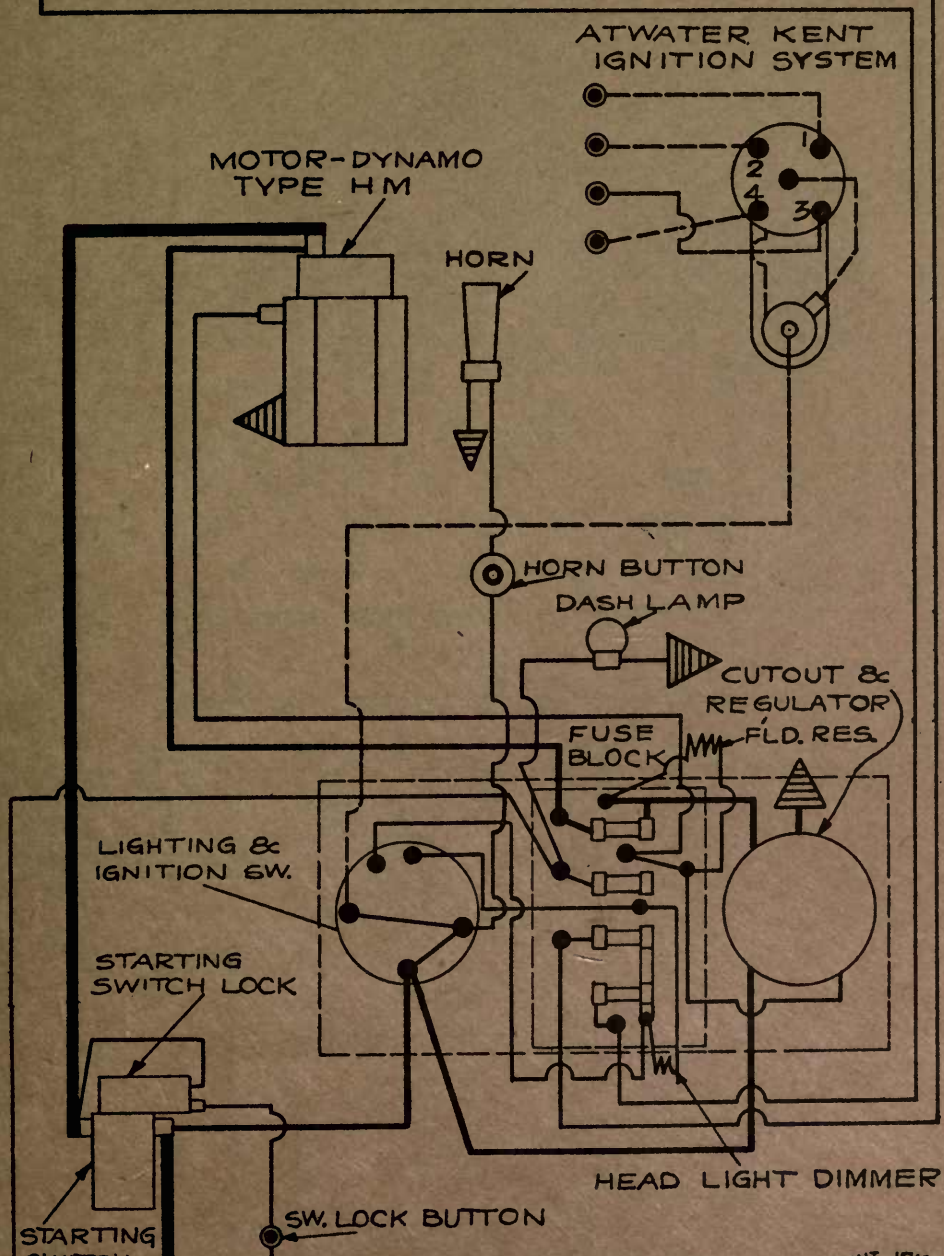

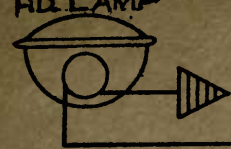


12 VOLT BATTERY

COPYRIGHT, 1918 BY
THE AMERICAN BUREAU OF DASH
TROUBLE SHOOTER
CHICAGO, ILL.



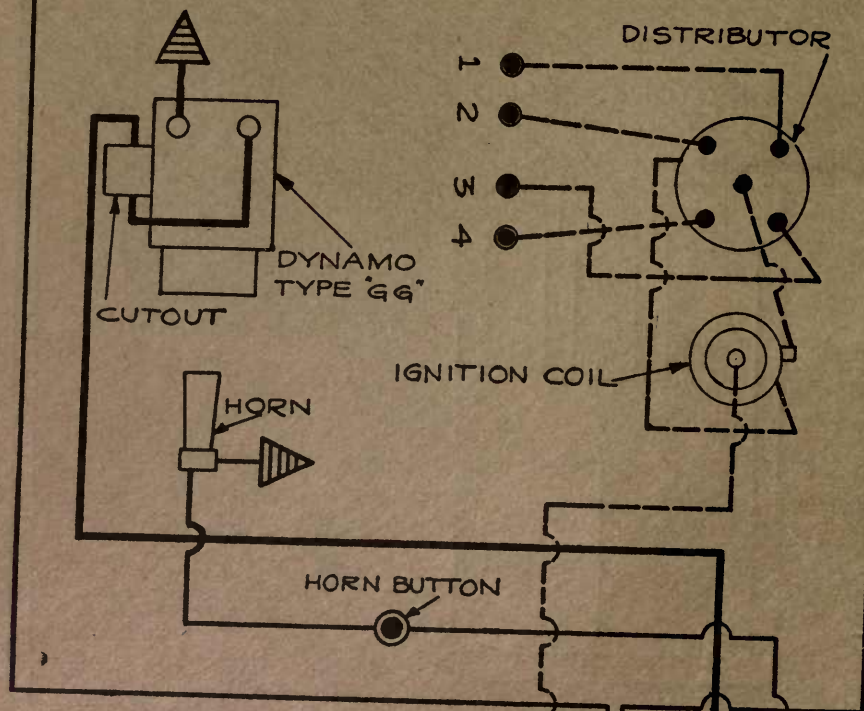


TAIL LAMP



HD. LAMP MAXWELL - ONE TON TRUCK '1917&18"

AUTOLITE.

HD. LAMP



HEAD LIGHT DIMMER

HEAD

IGN.

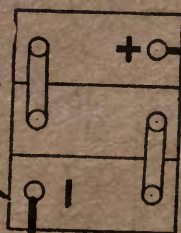
REAR

BAT. +


LIGHTING & IGNITION SWITCH

COPYRIGHT 1918 BY THE
AMERICAN BUREAU OF
AUTOMOBILE TRUSTEES
CHICAGO, ILL.

PRESTOLITE
6 VOLT
BATTERY



TAIL LIGHT



MS FARLAN-1917 & 1918 WESTINGHOUSE

H.D. LAMP

H.D. LAMP

CONNECTOR

TAIL

TO PLUGS

DISTRIBUTOR



GENERATOR

HORN

CONTROL BOX

INSTRUMENT LIGHT

INSTRUMENT LIGHT

AMMETER.

FUSE BLOCK & HOUSING

MAGNETIC SWITCH

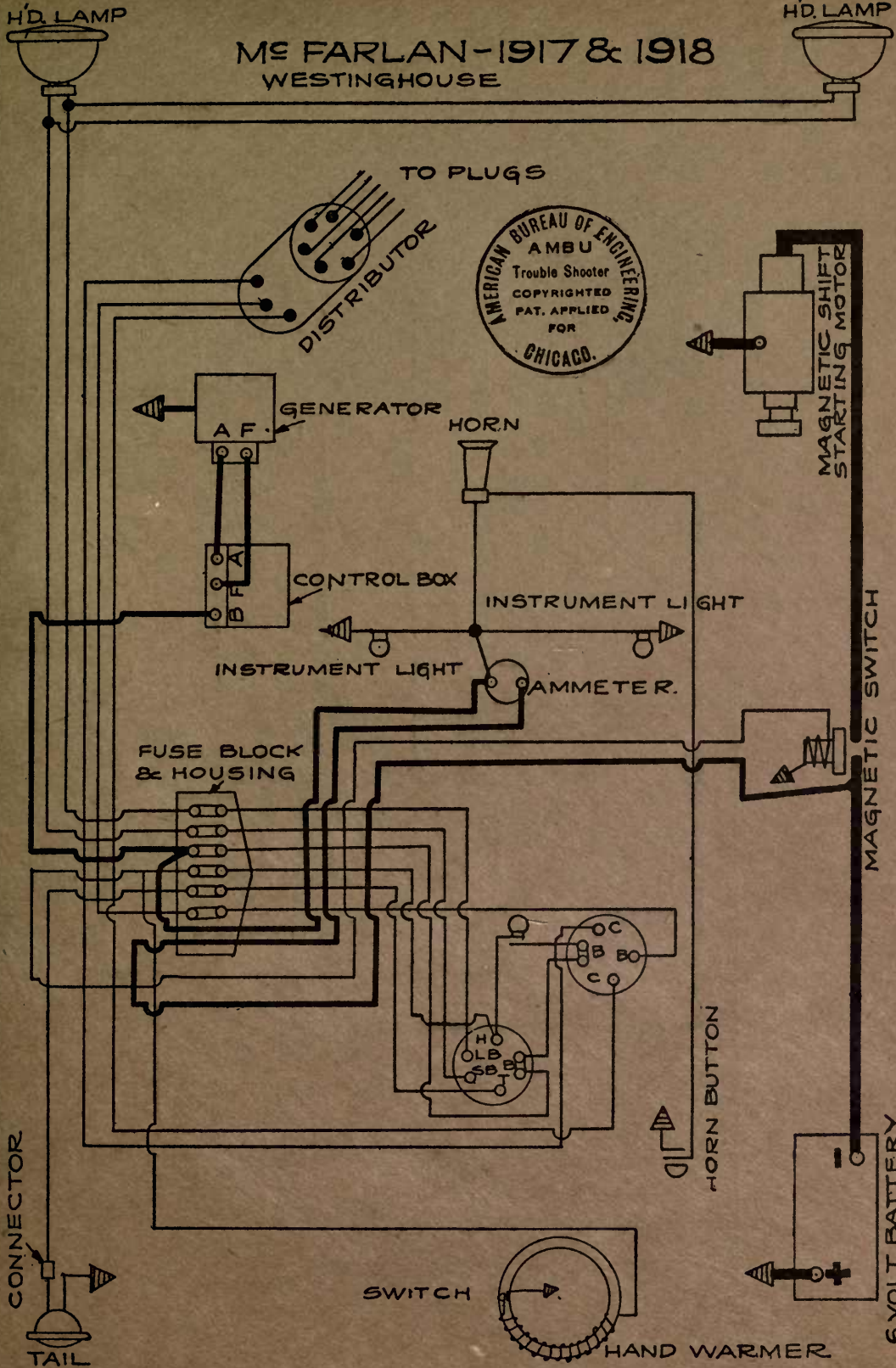
MAGNETIC SHIFT STARTING MOTOR

HORN BUTTON

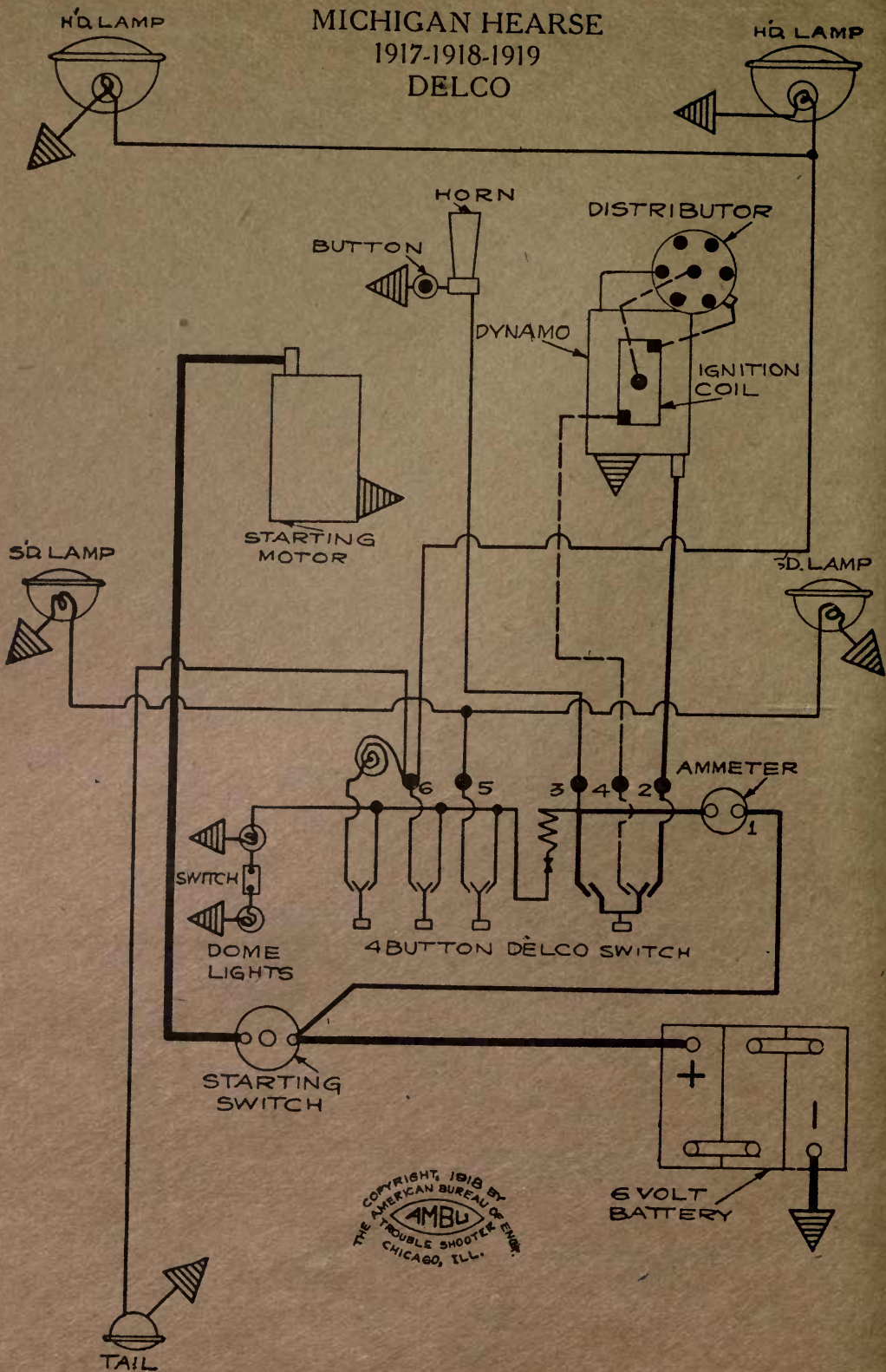
SWITCH

HAND WARMER

6 VOLT BATTERY

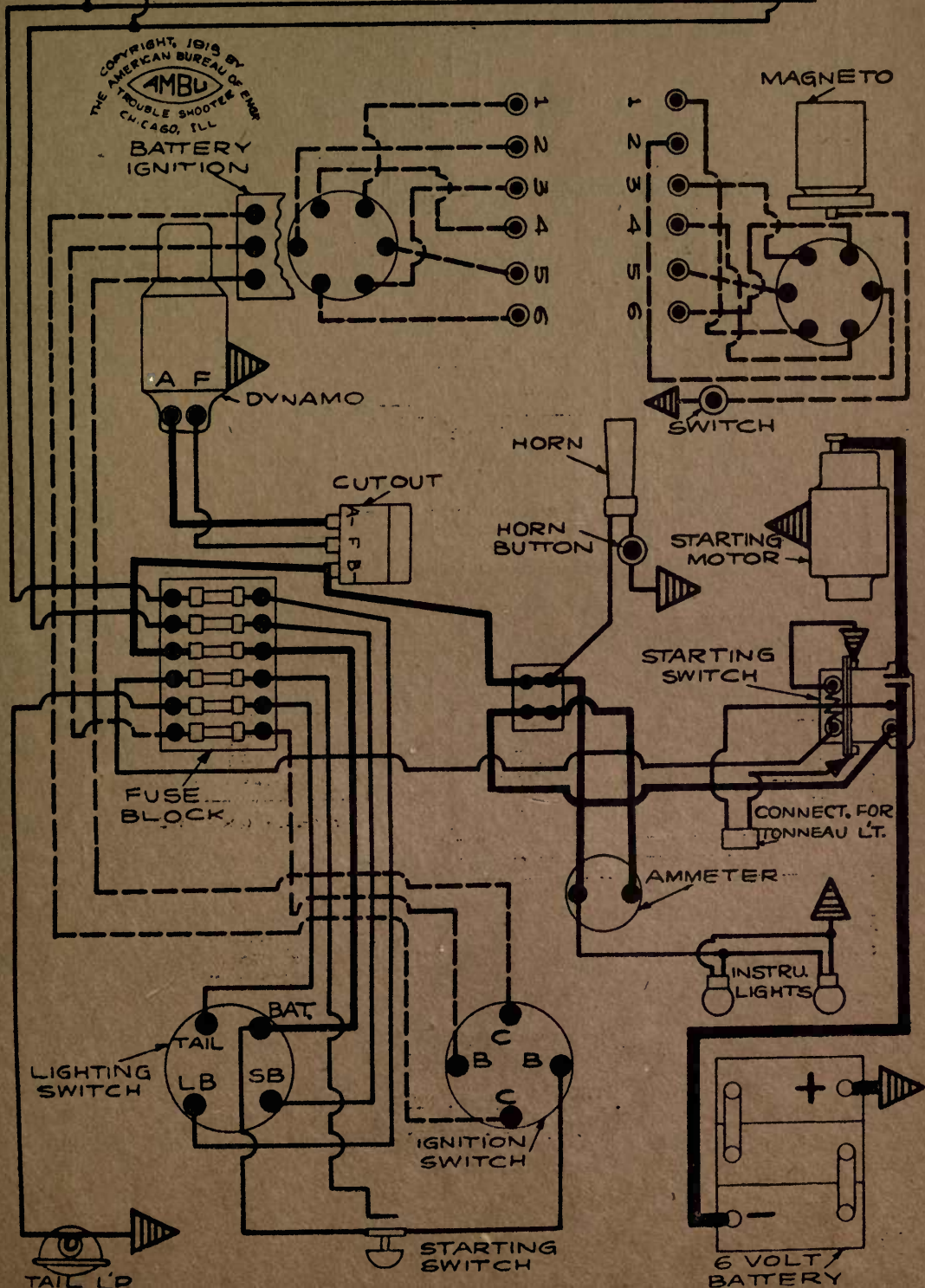


MICHIGAN HEARSE
1917-1918-1919
DELCO



COPYRIGHT, 1918 BY
THE AMERICAN BUREAU OF ENGINEERING
CHICAGO, ILL.
AMBU
THE TROUBLE SHOOTER

H.D. LAMP MS FARL AN-6-1918-1919 H.D. LAMP
WESTINGHOUSE

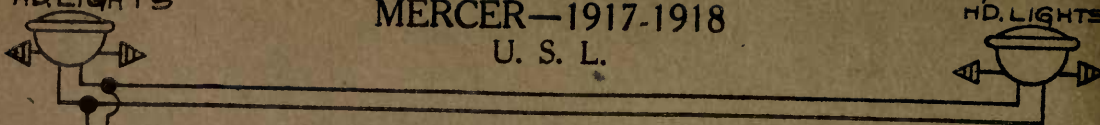


HD. LIGHTS

MERCER—1917-1918

U. S. L.

HD. LIGHTS



HORN

SPARK PLUGS

MAGNETO

MOTOR-GENERATOR

MAGNETIC STARTING SWITCH


BUTTON

JUNCTION BOX

INSTRUMENT BD.

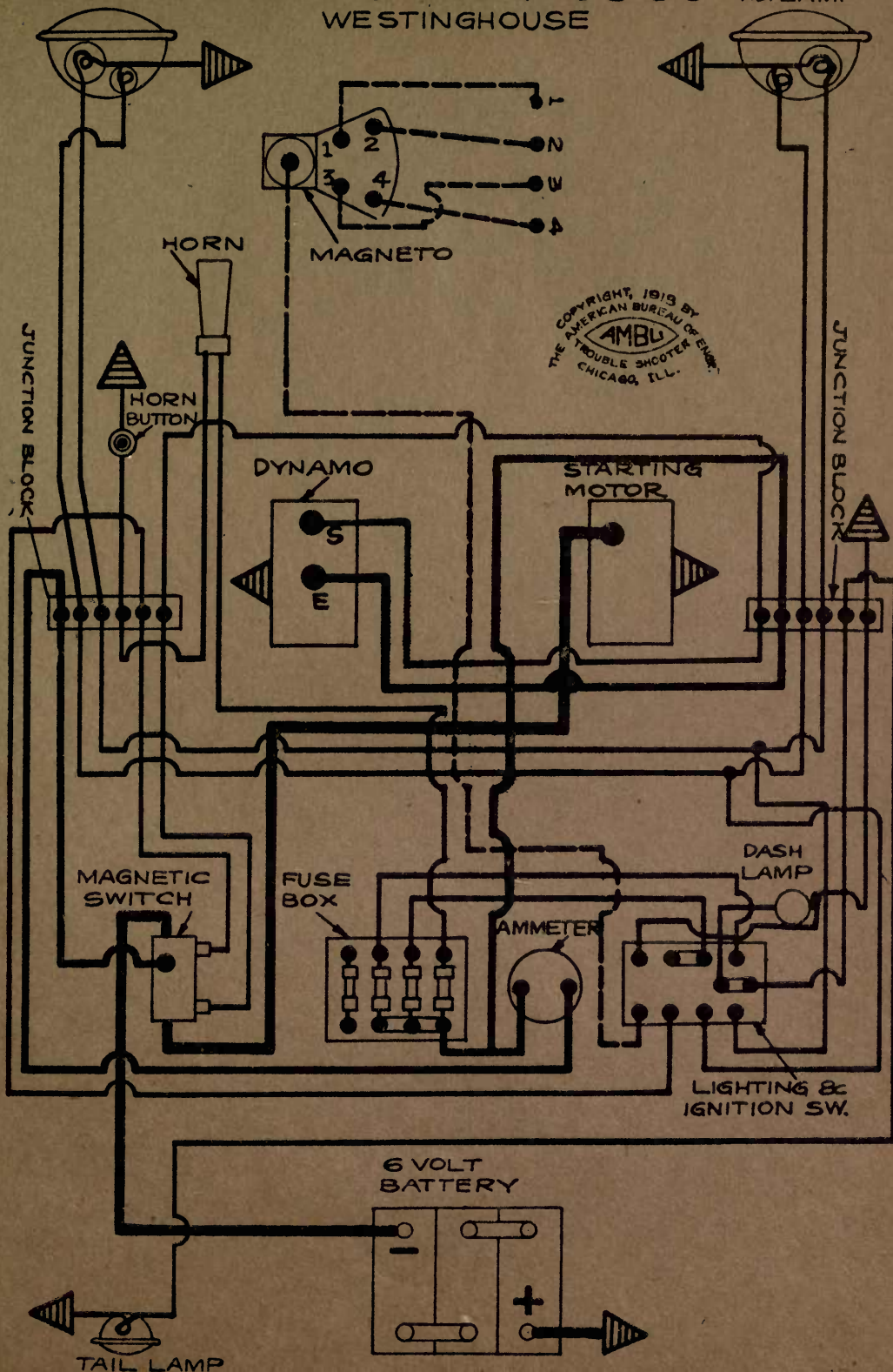
DASH

12 VOLT BATTERY

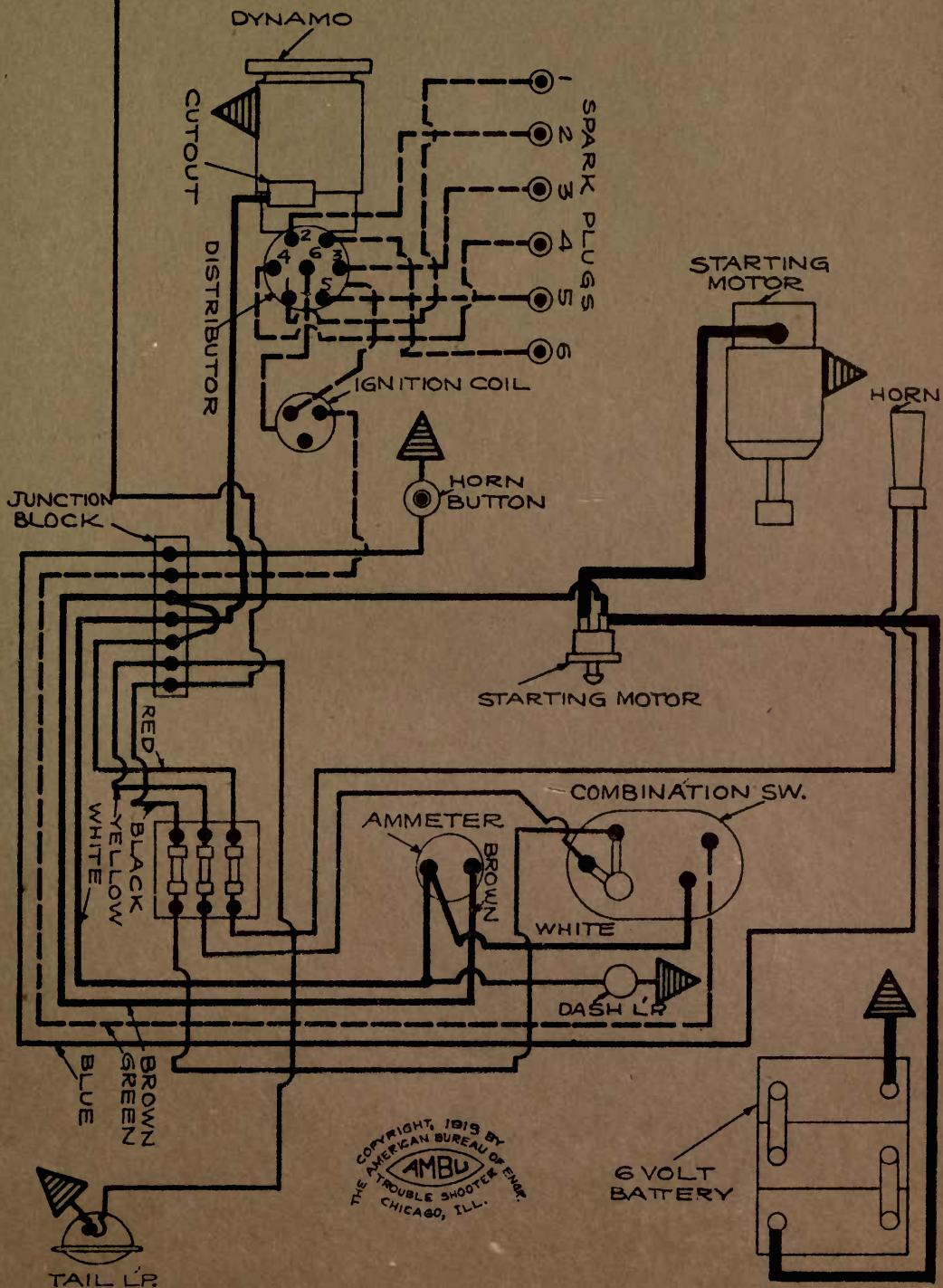


TAIL

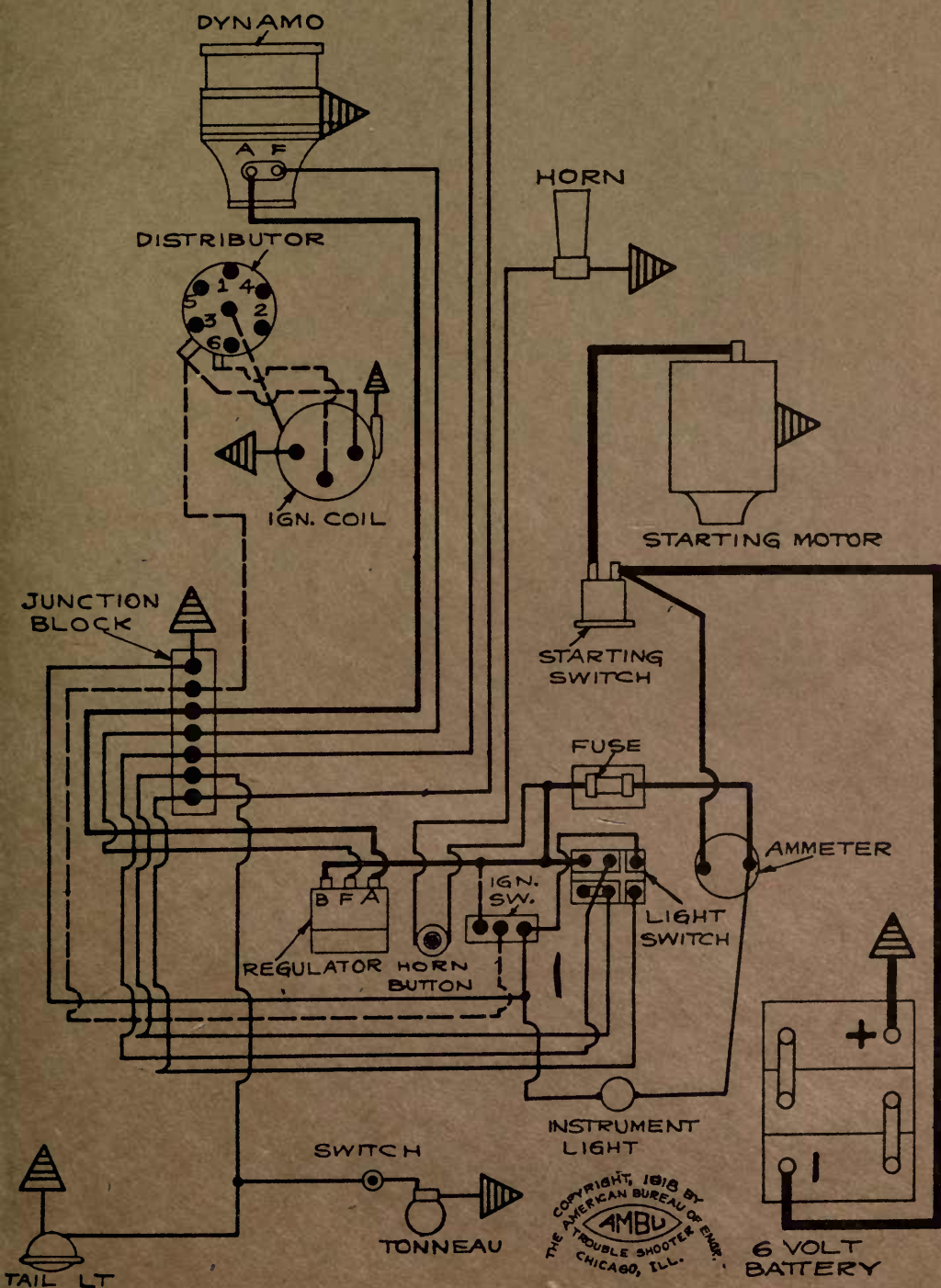
HD. LAMP MERCER-SERIES-4 - "1918-1919" HD. LAMP
WESTINGHOUSE



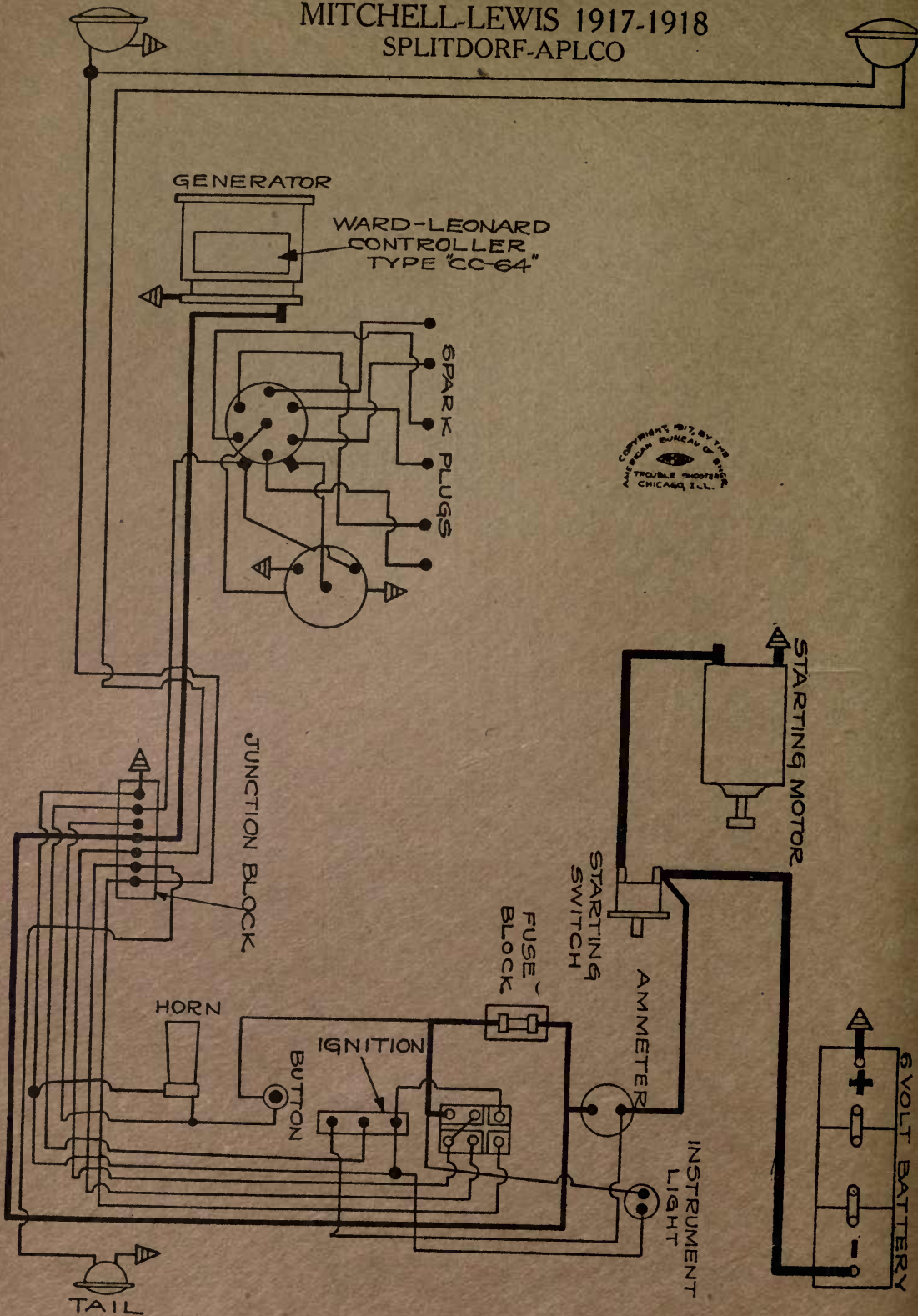
HD. LAMP MITCHELL "E-40" & E-42" 1919 HD. LAMP
VICTORY MODEL
REMY



HD. LAMP MITCHELL -1917-WESTINGHOUSE HD. LAMP USED ON CARS 5000 TO 11,500



MITCHELL-LEWIS 1917-1918 SPLITDORF-APLCO



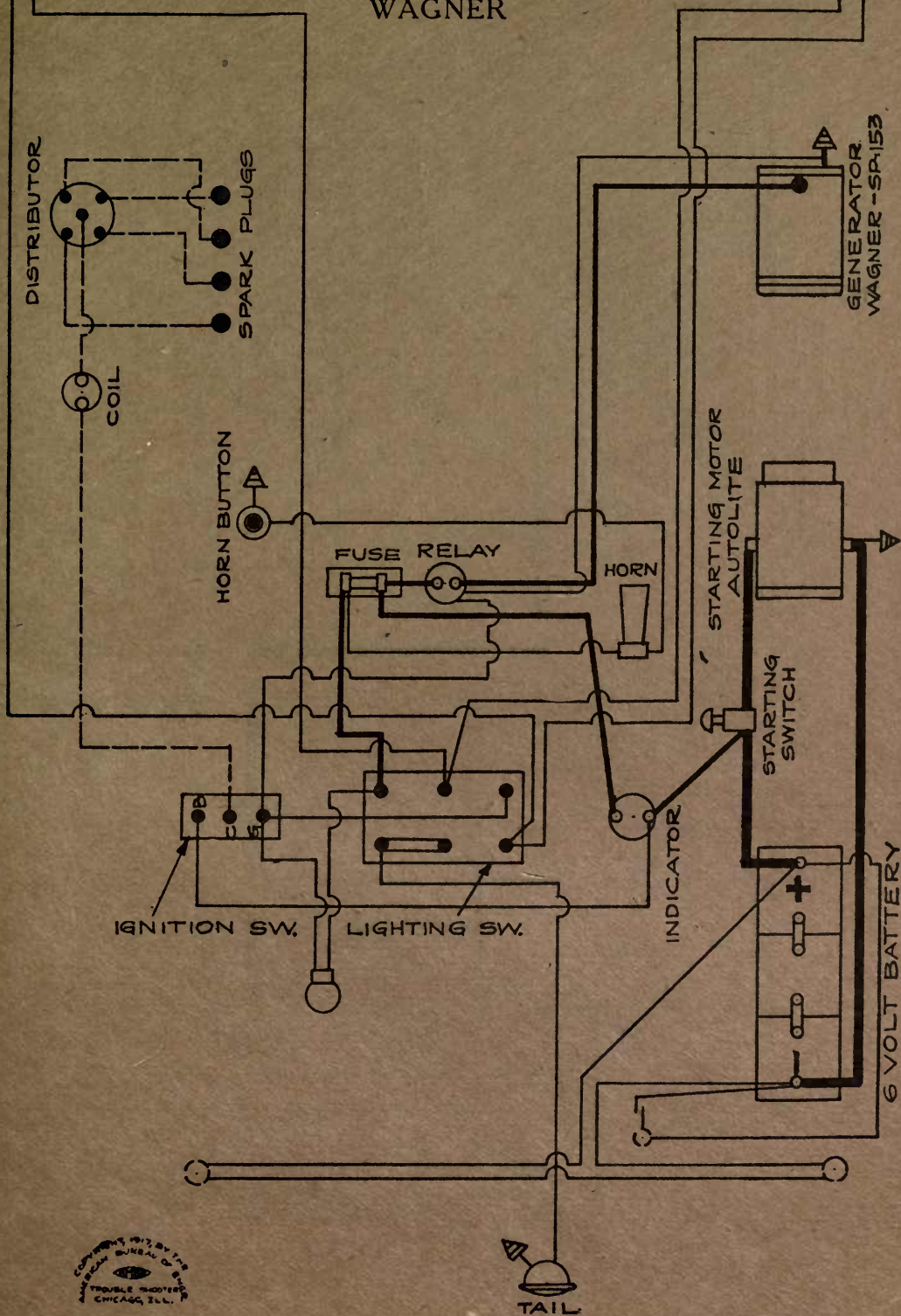
H.D. LIGHT

MOLINE-KNIGHT "G"—MK50 & "C" MK40

1917-1918-1919

WAGNER

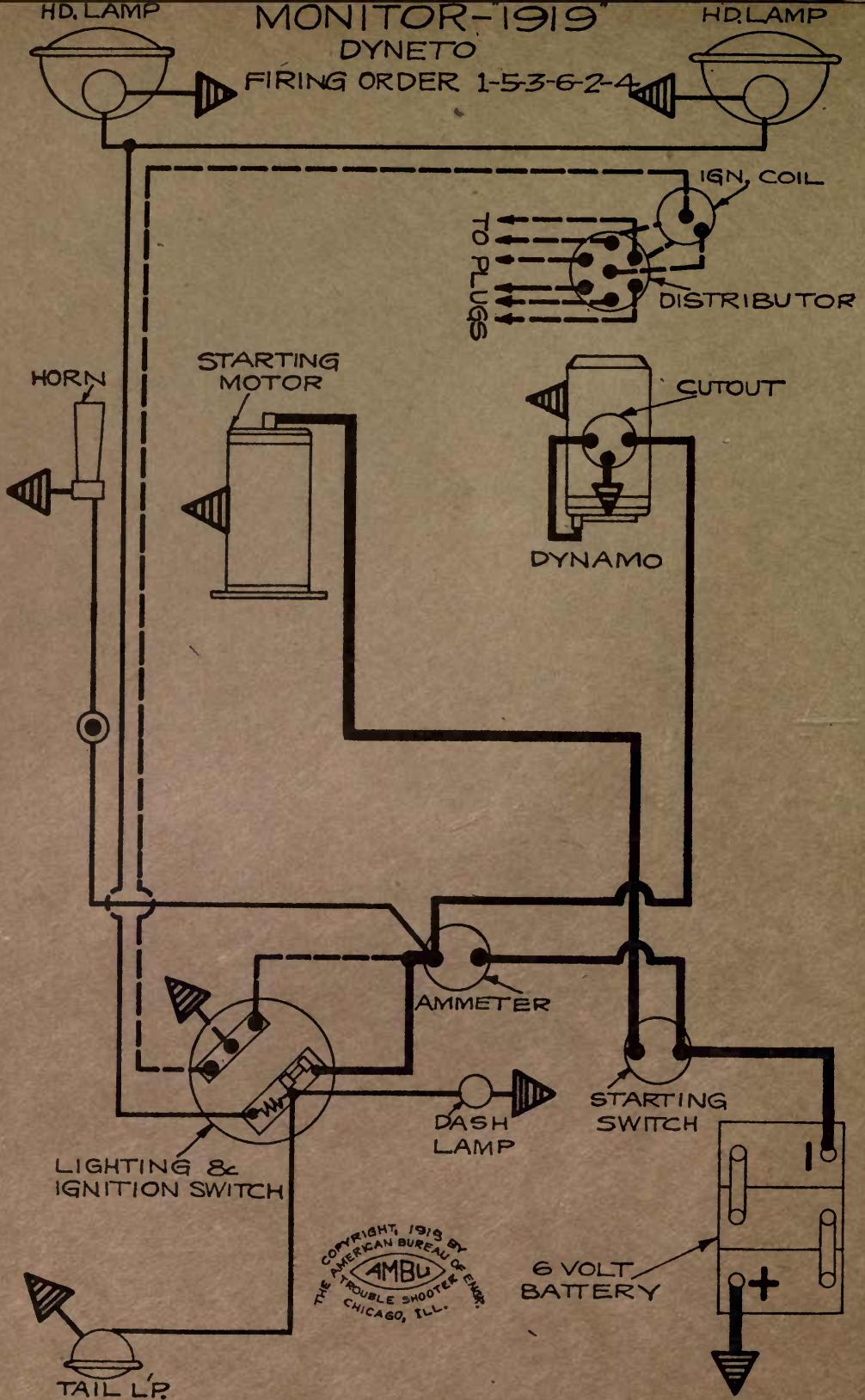
H.D. LIGHT



MONITOR-1919

DYNETO

FIRING ORDER 1-5-3-6-2-4



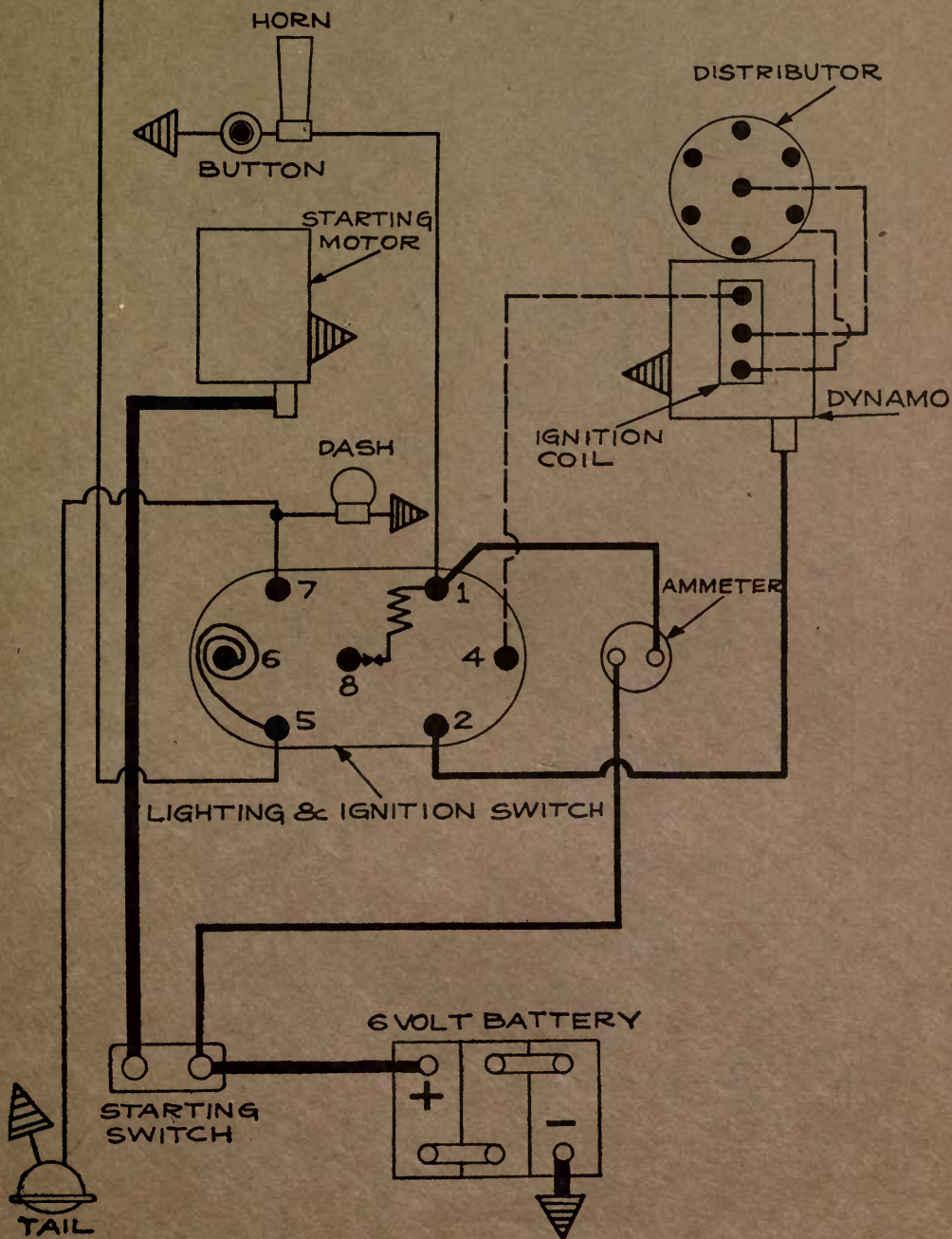
HD. LAMP

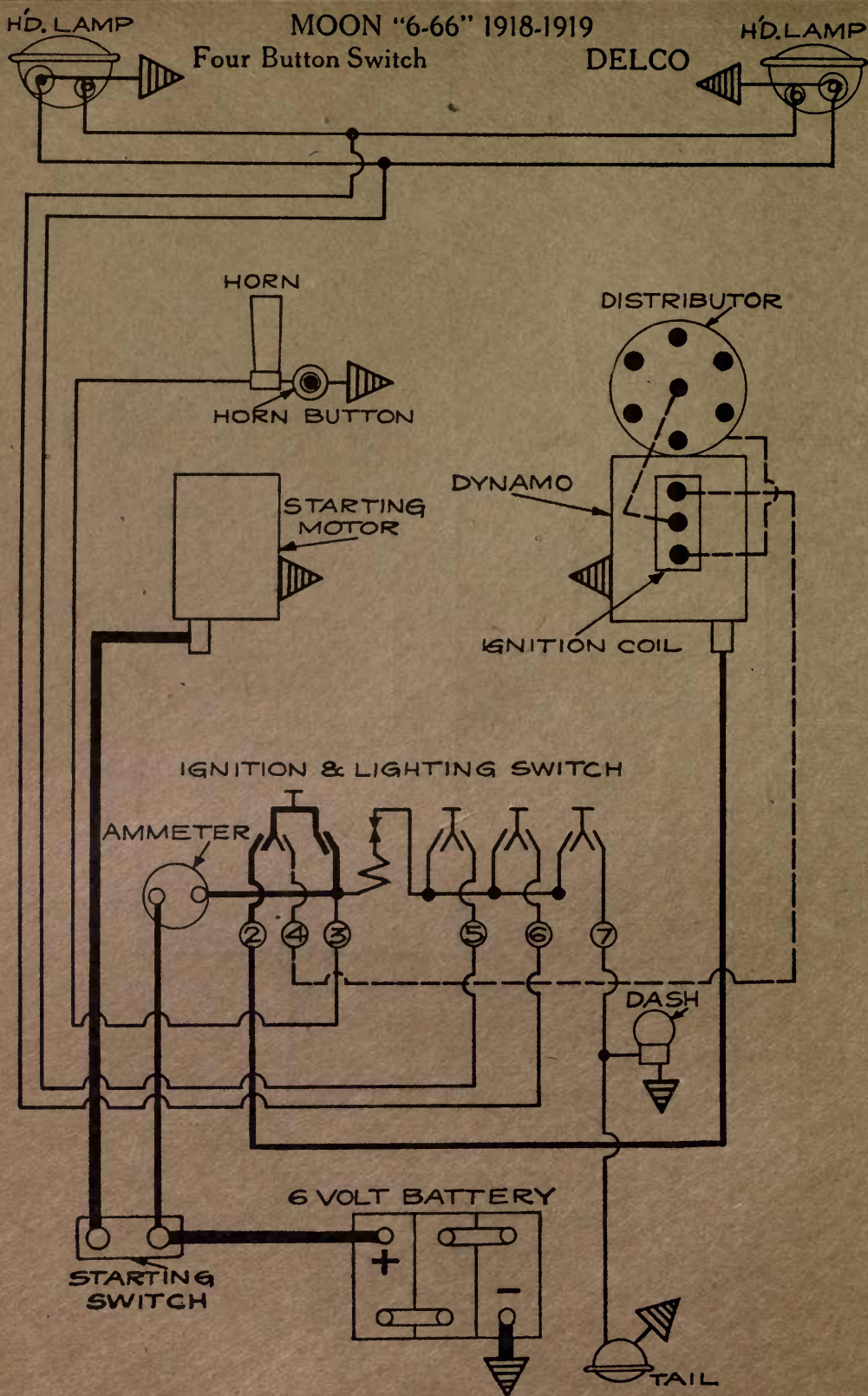
MOON "6-66" 1918 & 1919

HD. LAMP

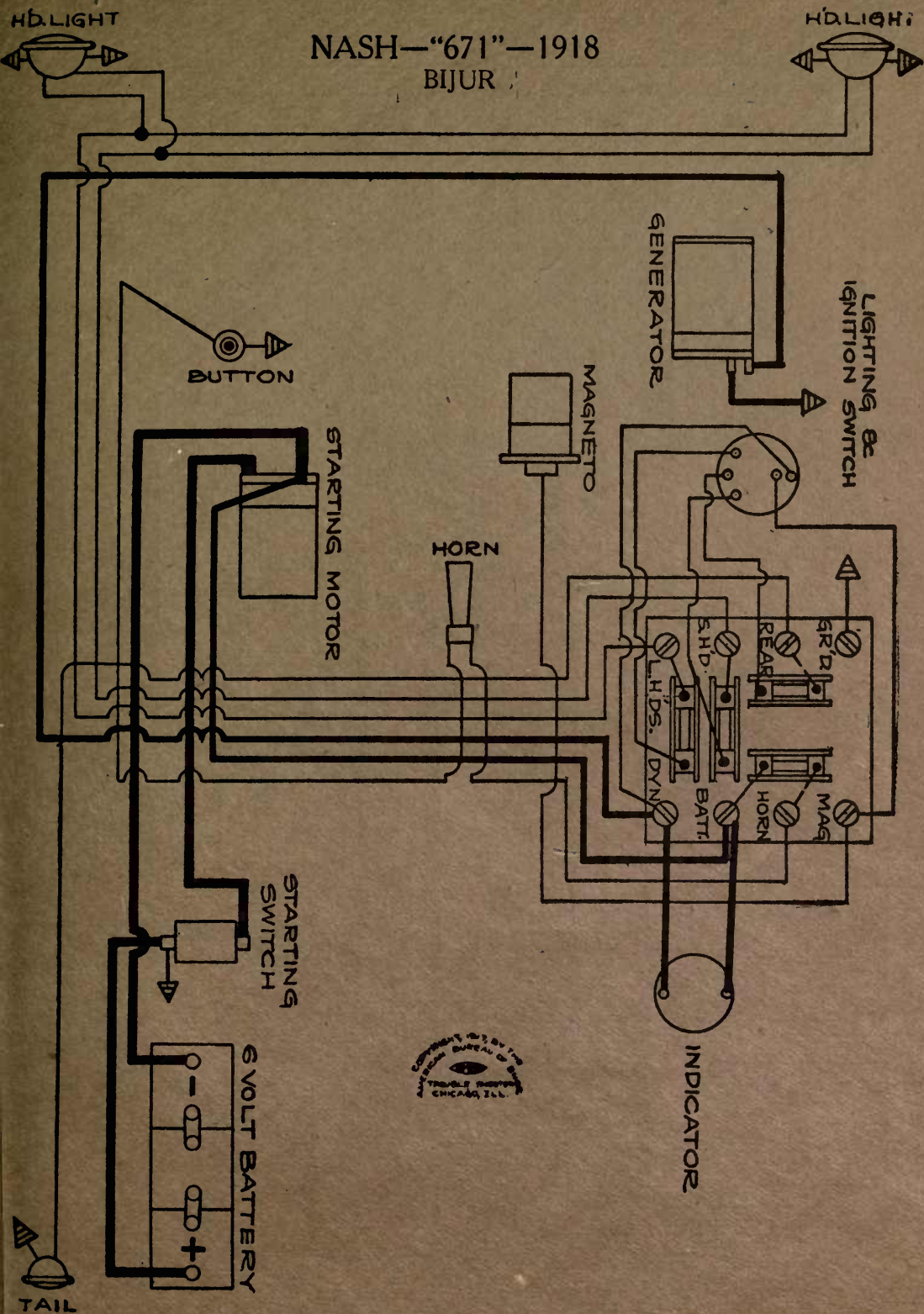
Two Button Switch

DELCO



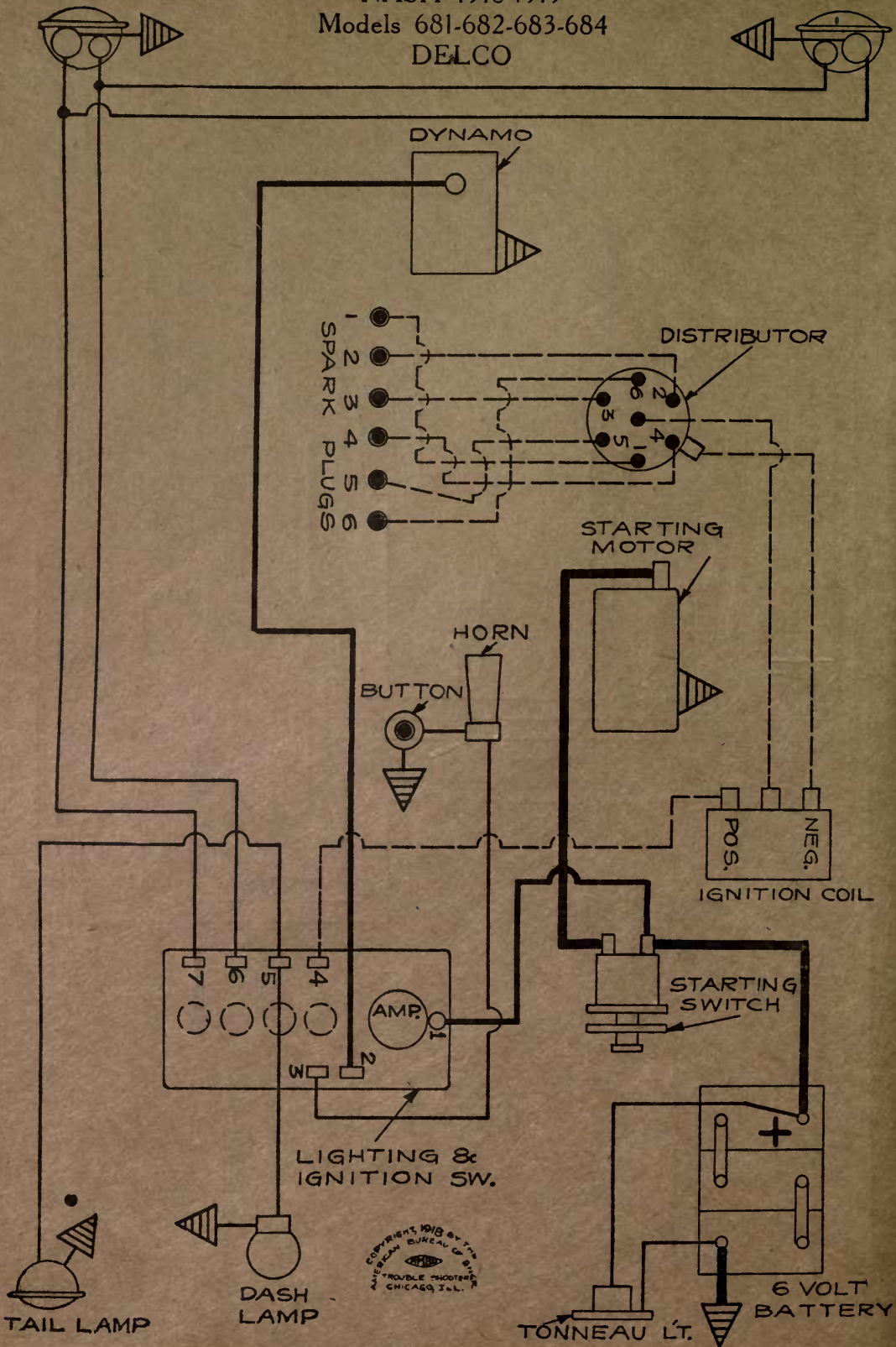


NASH—"671"—1918 BIJUR




Copyright, 1918, by The
Nash Motor Car Company
CHICAGO, ILL.

NASH 1918-1919
Models 681-682-683-684
DELCO



H.D. LAMP NATIONAL '6' 1918
WESTINGHOUSE

H.D. LAMP

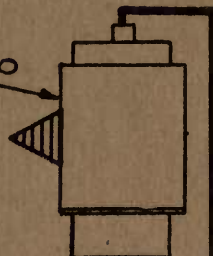


HORN

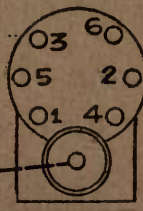


HORN BUTTON

DYNAMO
FRAME
208

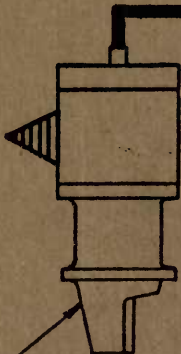


DASH



LIGHTING & IGN. SWITCH

STARTING
MOTOR

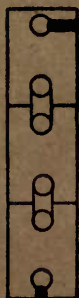


AMMETER

STARTING
SWITCH



6 VOLT
BATTERY



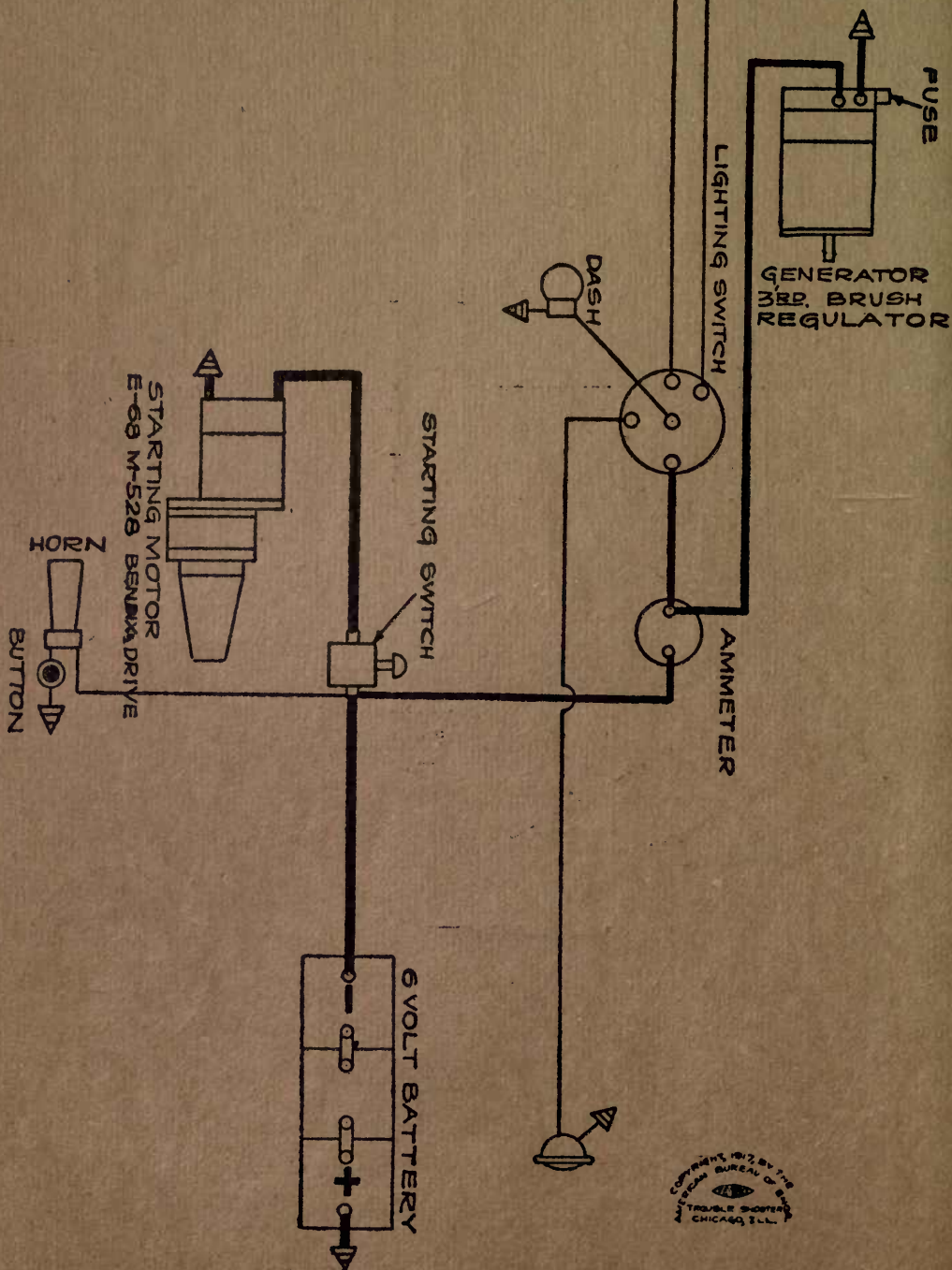
TAIL LAMP



HD. LIGHT

HD. LIGHT



BIJUR-1917 NATIONAL HIGHWAY "12"



H.D. LAMP

NATIONAL—12 CYL. 1918-1919 BIJUR

H.D. LAMP



DISTRIBUTOR

DISTRIBUTOR

HORN

DYNAMO

STARTING
MOTOR

BUTTON

LIGHTING
& IGNITION
SWITCH

DASH

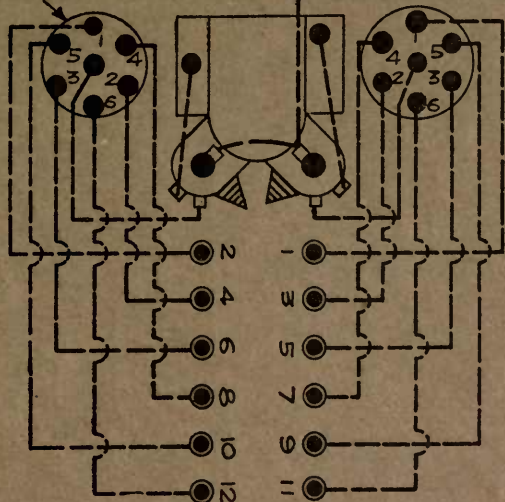
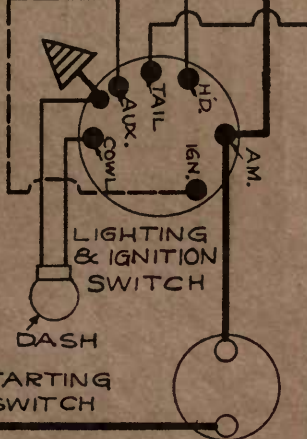
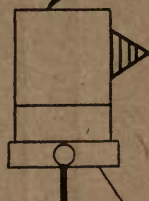
STARTING
SWITCH

AMMETER

6 VOLT
BATTERY

COPYRIGHT, 1918 BY
THE AMERICAN BUREAU OF
ELECTRICITY
CHICAGO, ILL.

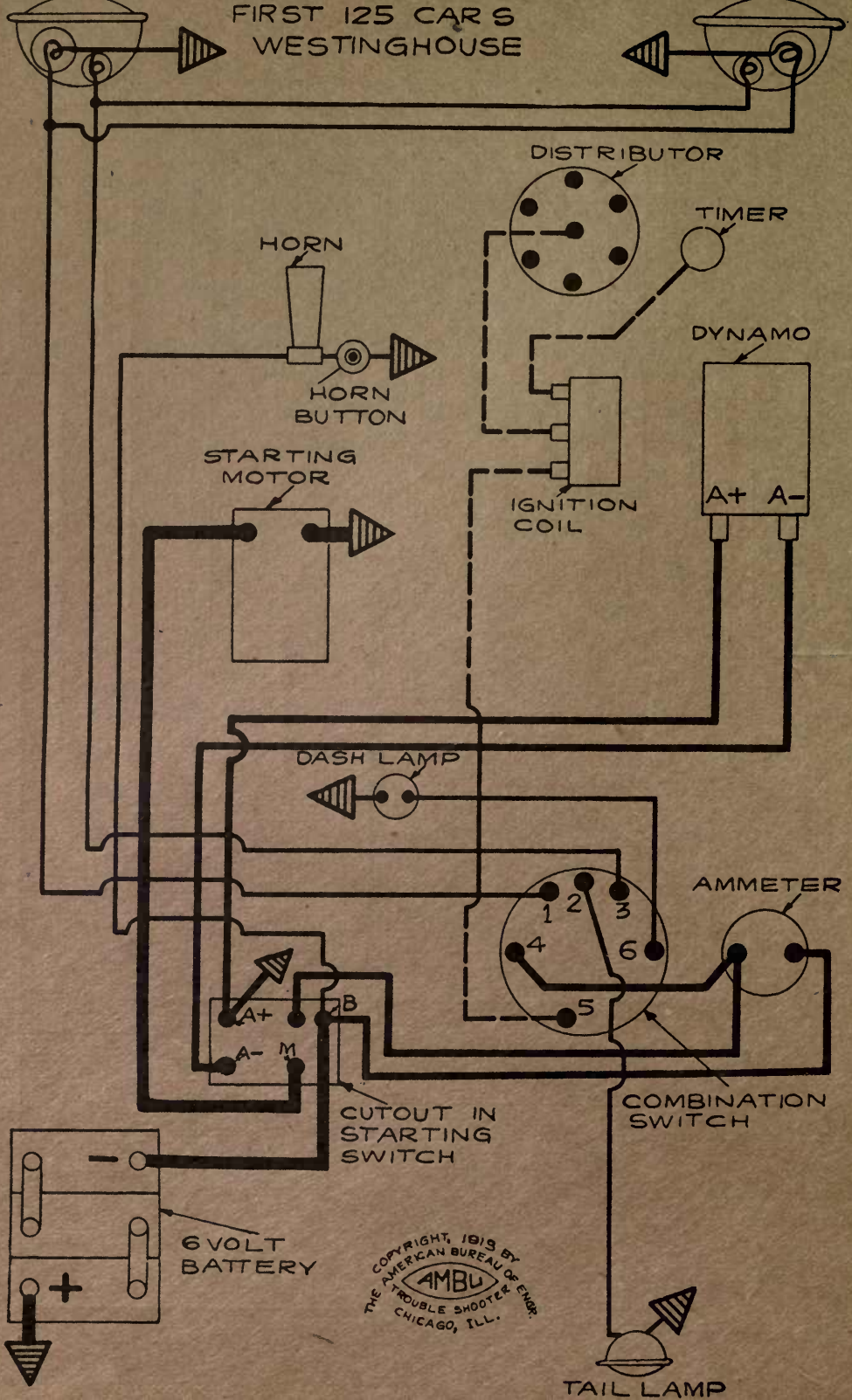
TAIL



H.D. LAMP NATIONAL - SER. AF 3-1919

FIRST 125 CARS
WESTINGHOUSE

H.D. LAMP



COPYRIGHT, 1919 BY
THE AMERICAN BUREAU OF ENGINEERING
CHICAGO, ILL.

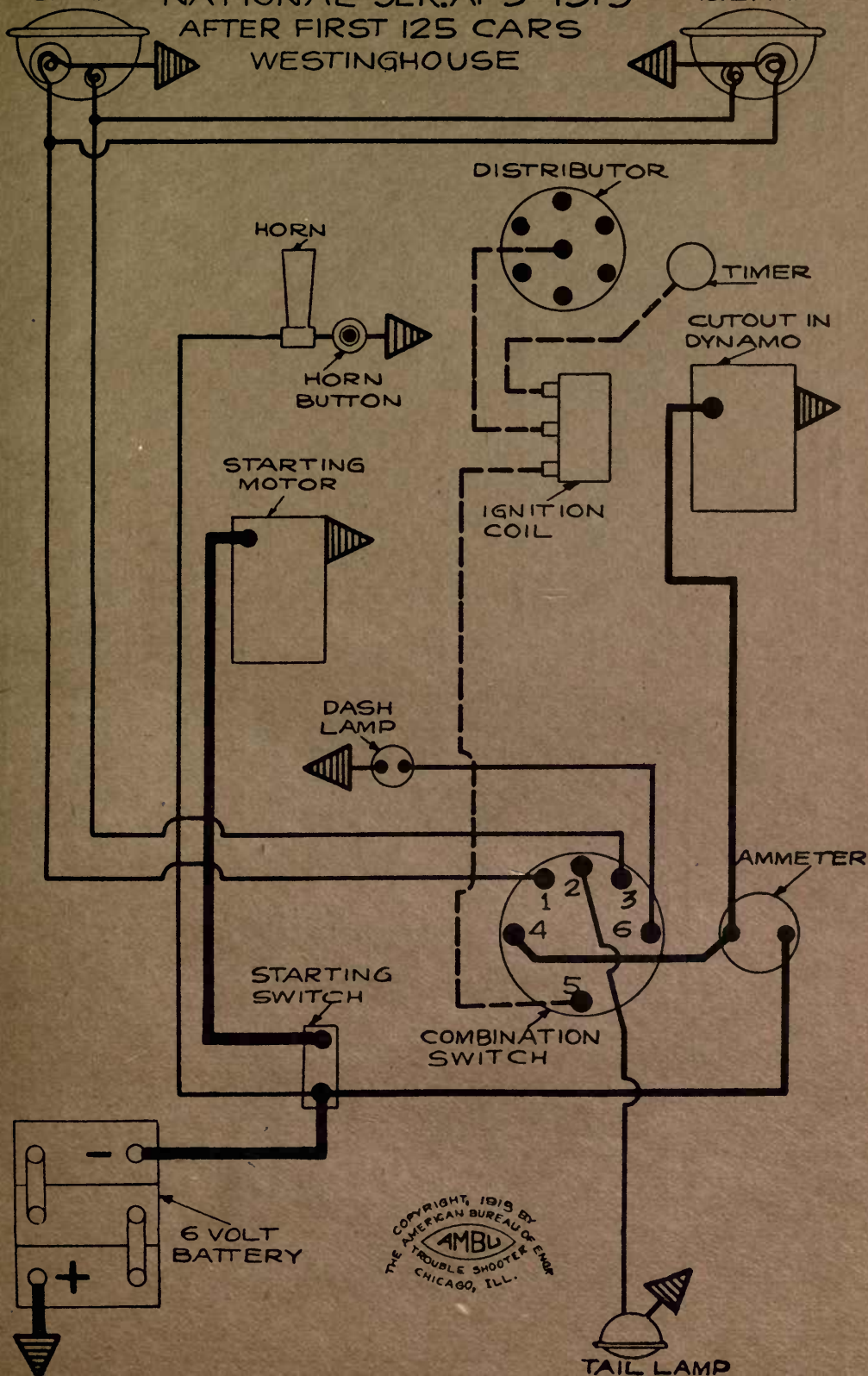
H.D. LAMP

NATIONAL-SER. AF3"-1919

H.D. LAMP

AFTER FIRST 125 CARS

WESTINGHOUSE



COPYRIGHT, 1919 BY
 THE AMERICAN BUREAU OF ENGINEERING
 CHICAGO, ILL.
 AMBU
 TROUBLE SHOOTER

HD. LIGHT

E. A. NELSON - '1917' - '1918'

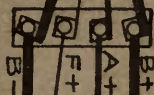
HD. LIGHT

U. S. L.



MOTOR DYNAMO

INSULATED CABLES



HORN

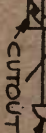
AMMETER

DASH LIGHT

BUS BAR -


BUS BAR +

STARTING SWITCH



LIGHTING SWITCH

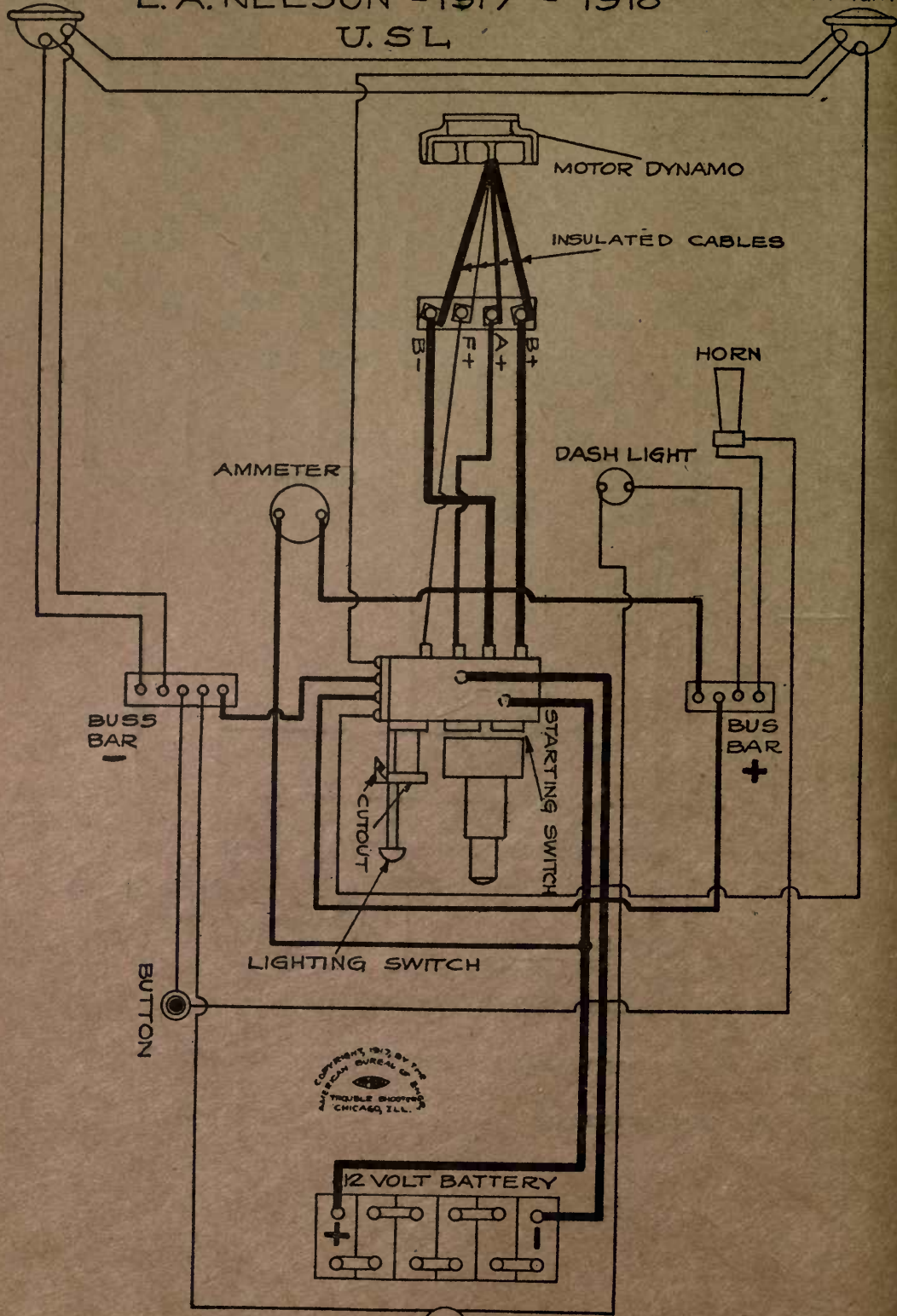
BUTTON



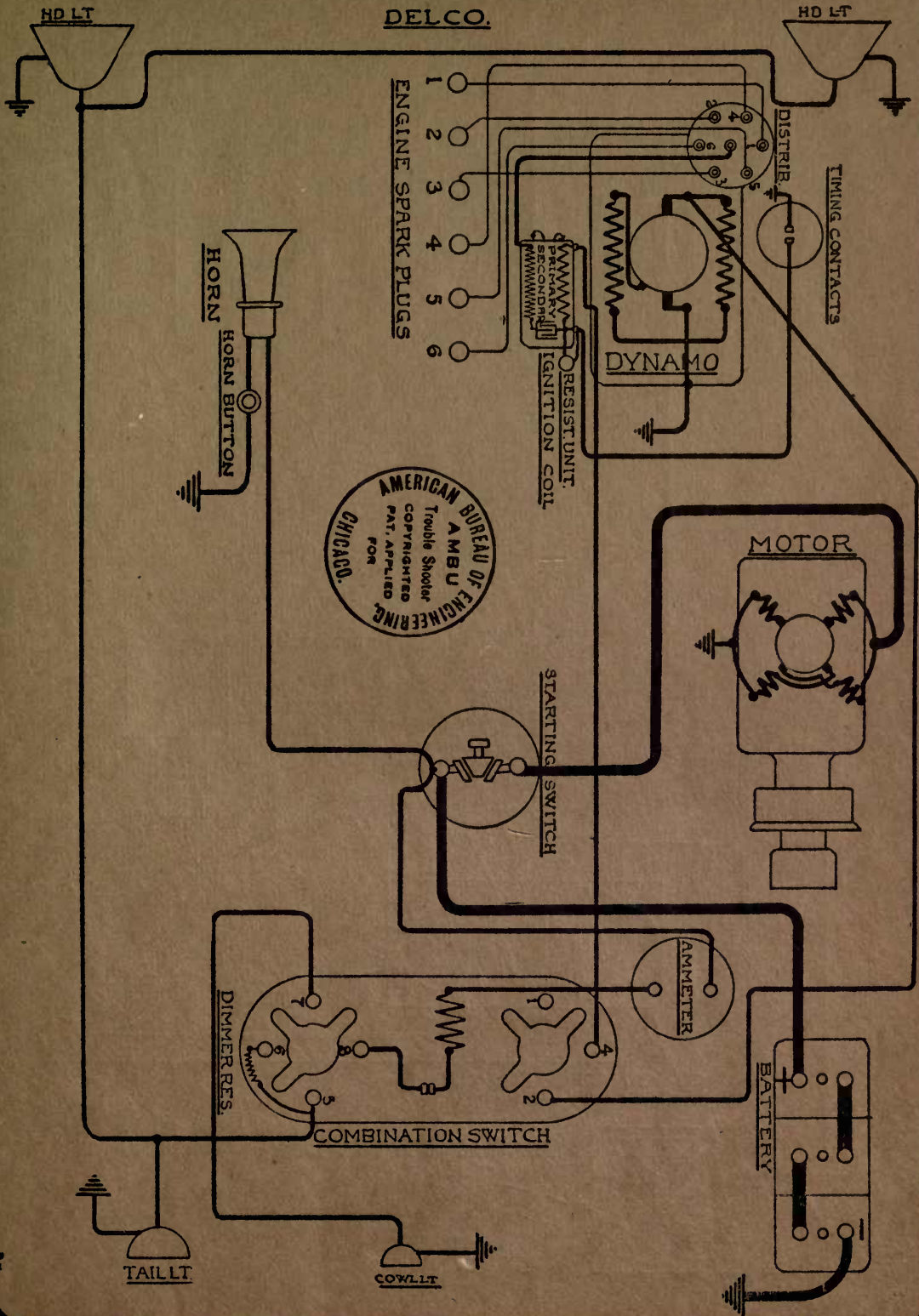
12 VOLT BATTERY



TAIL



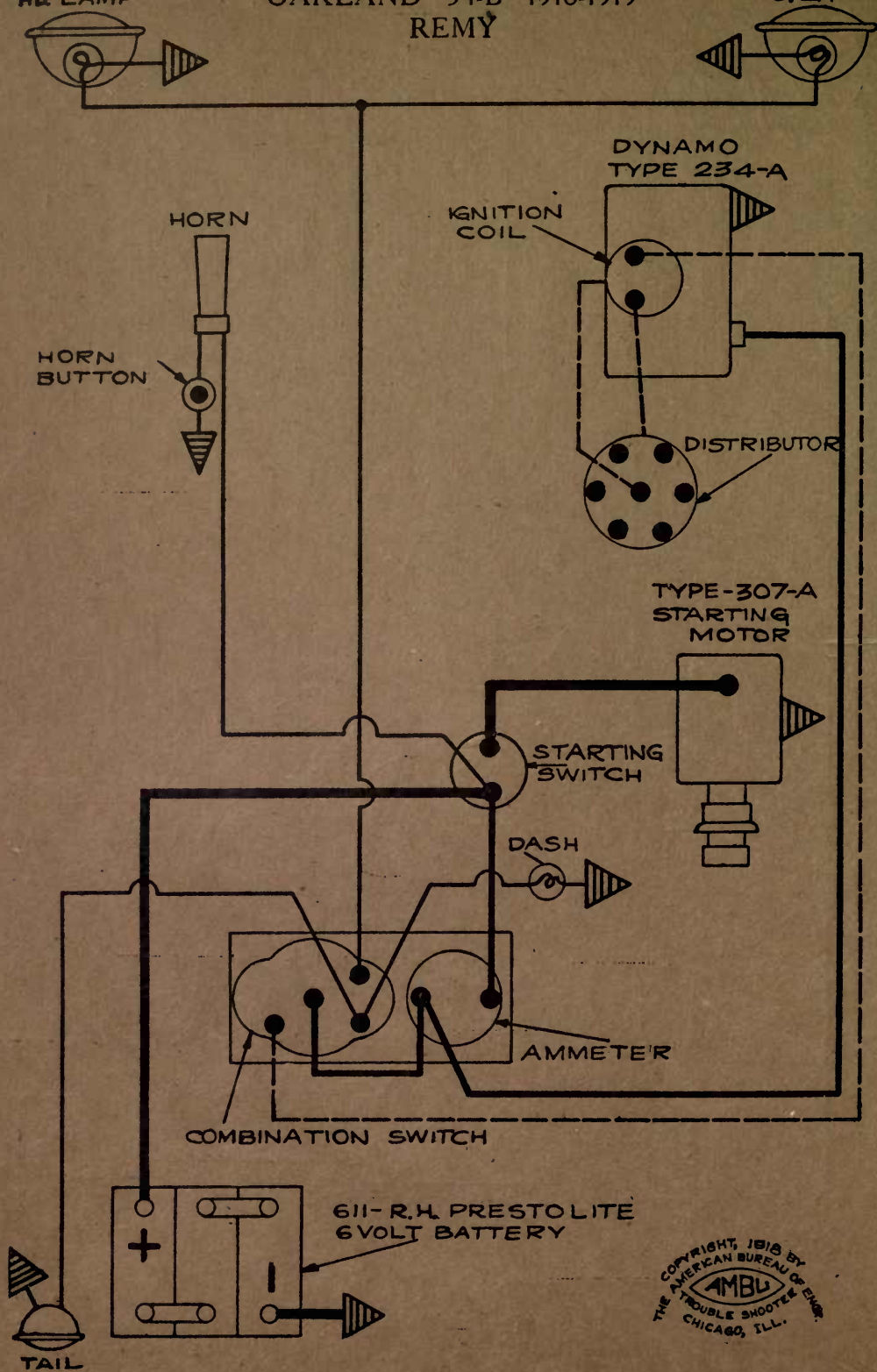
DELCO.



H'D. LAMP

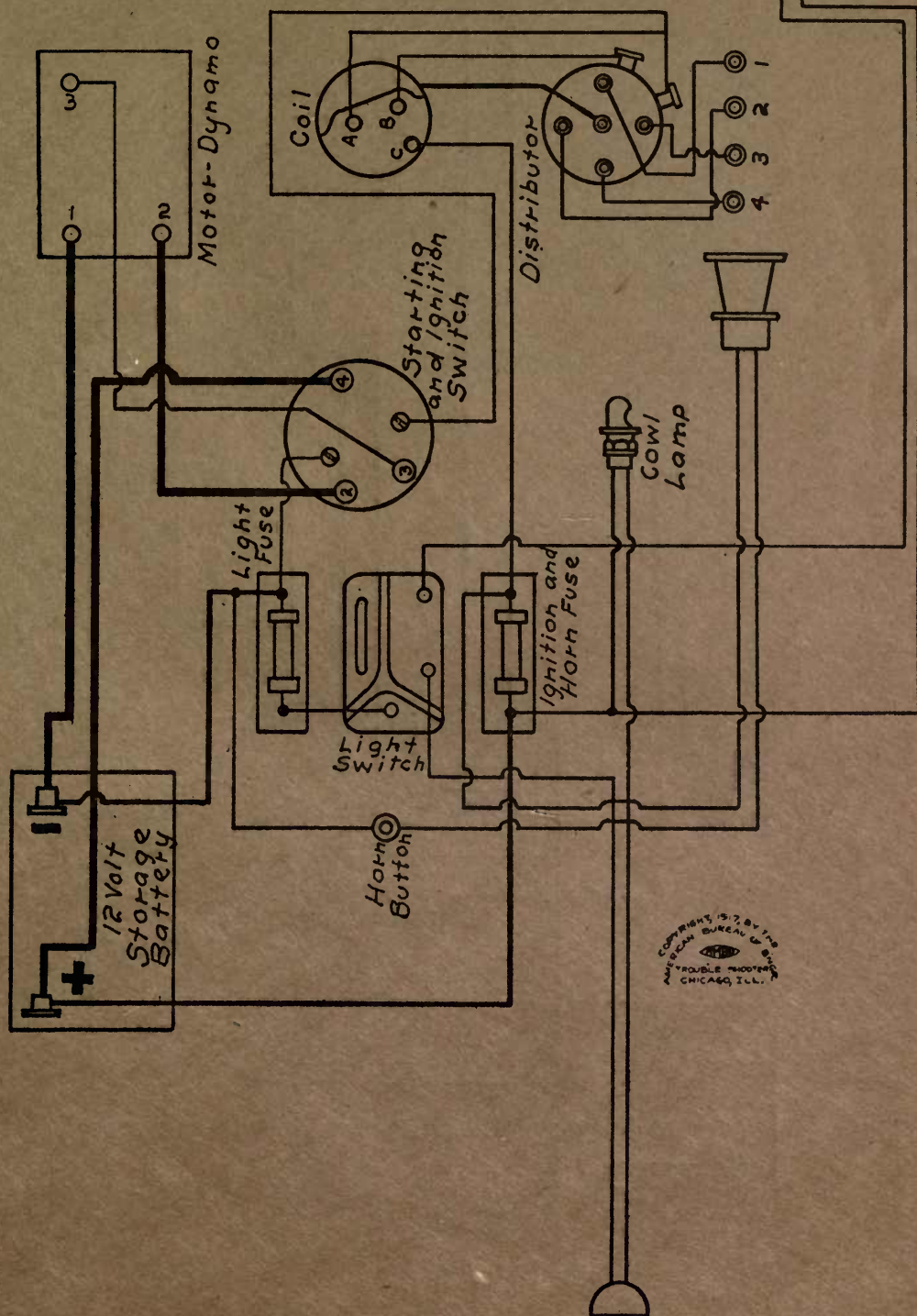
OAKLAND "34-B" 1918-1919
REMY

H'D. LAMP



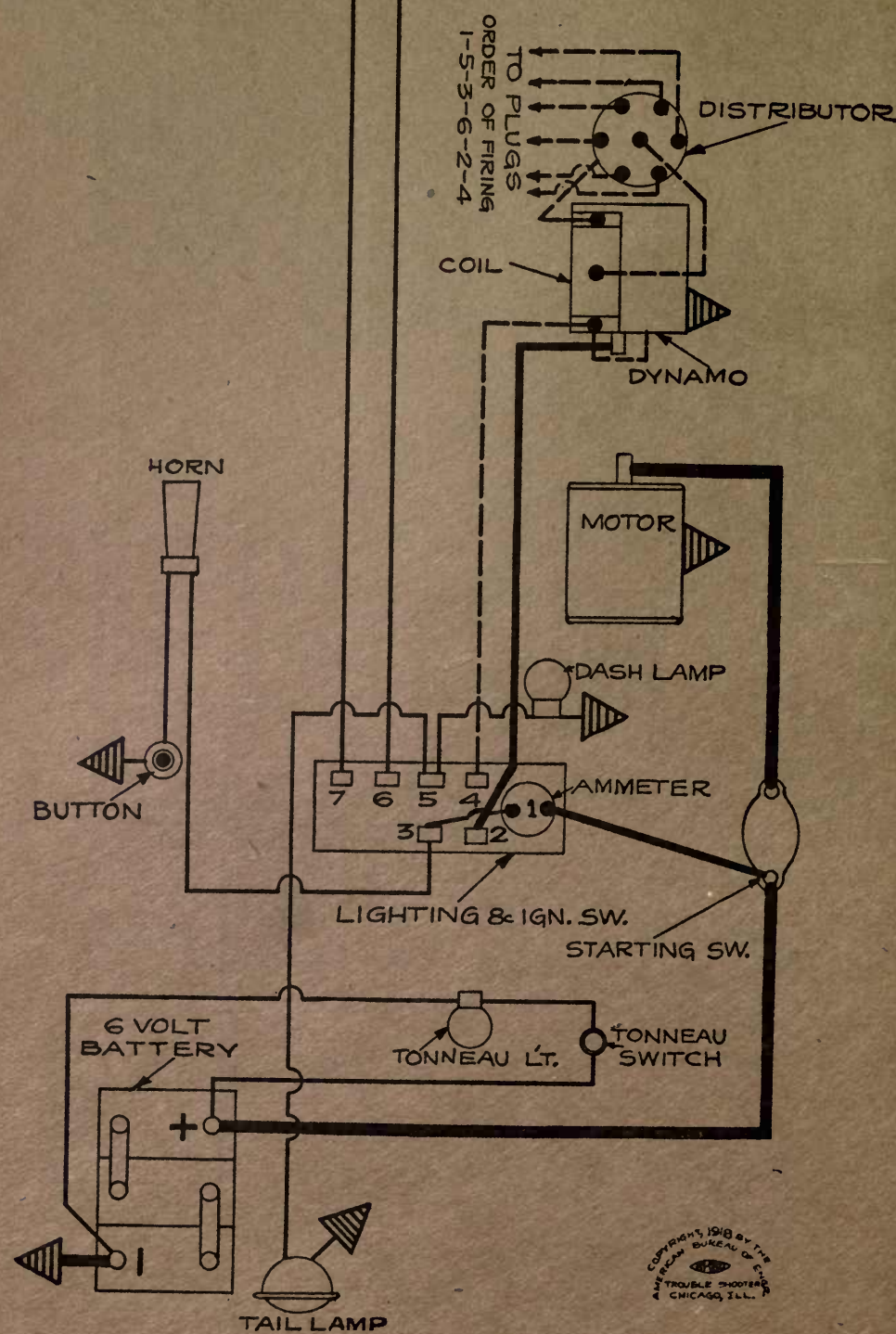
COPYRIGHT, 1918 BY
AMBL
THE TROUBLE SHOOTER
CHICAGO, ILL.

DIXIE CARS TO No. 2200 AND OLD HICKORY TRUCKS 1916-1917-1918—DYNETO

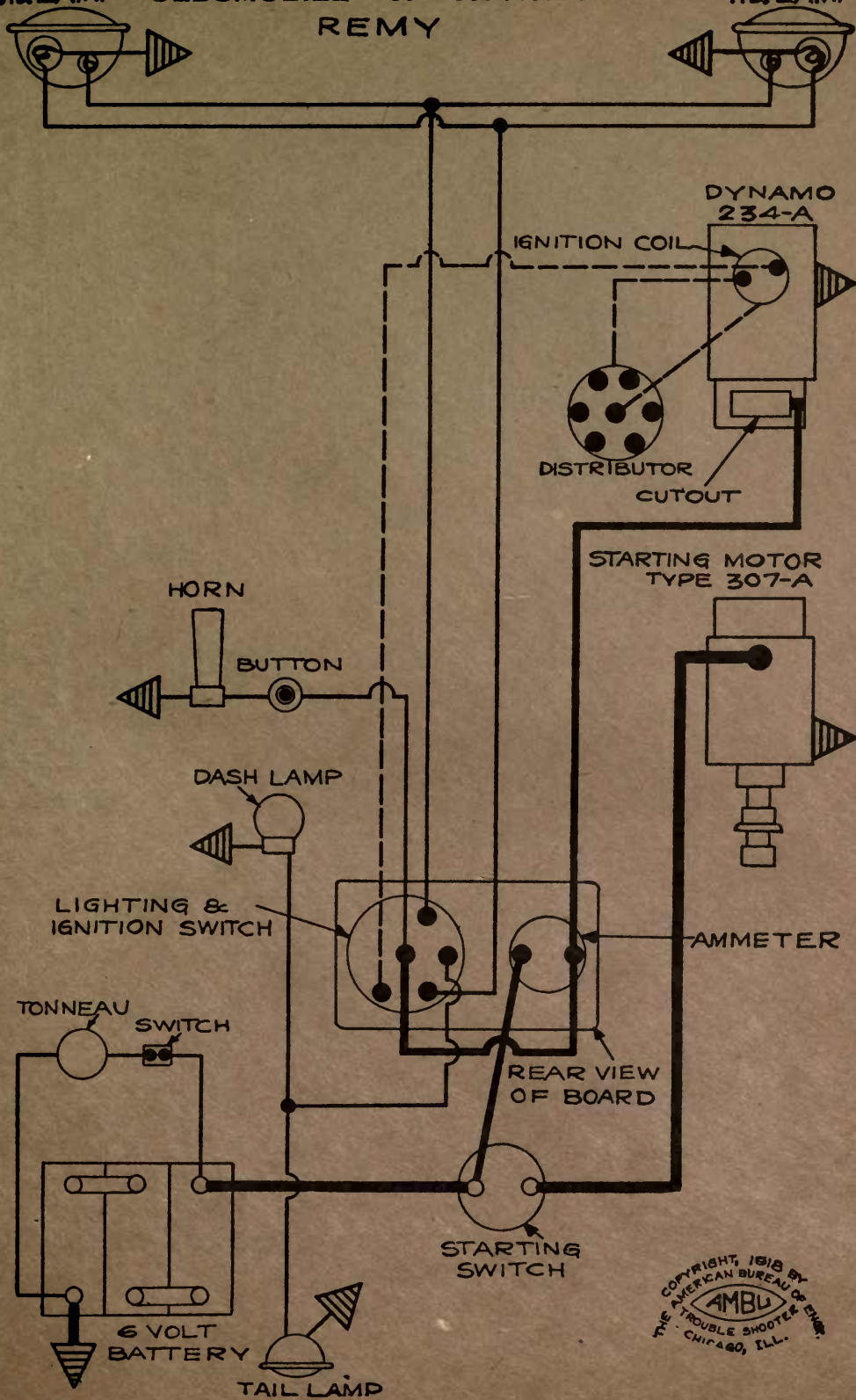


COPYRIGHT, 1917, BY THE
AMERICAN BUREAU OF LIGHTING
EQUIPMENT CO., CHICAGO, ILL.

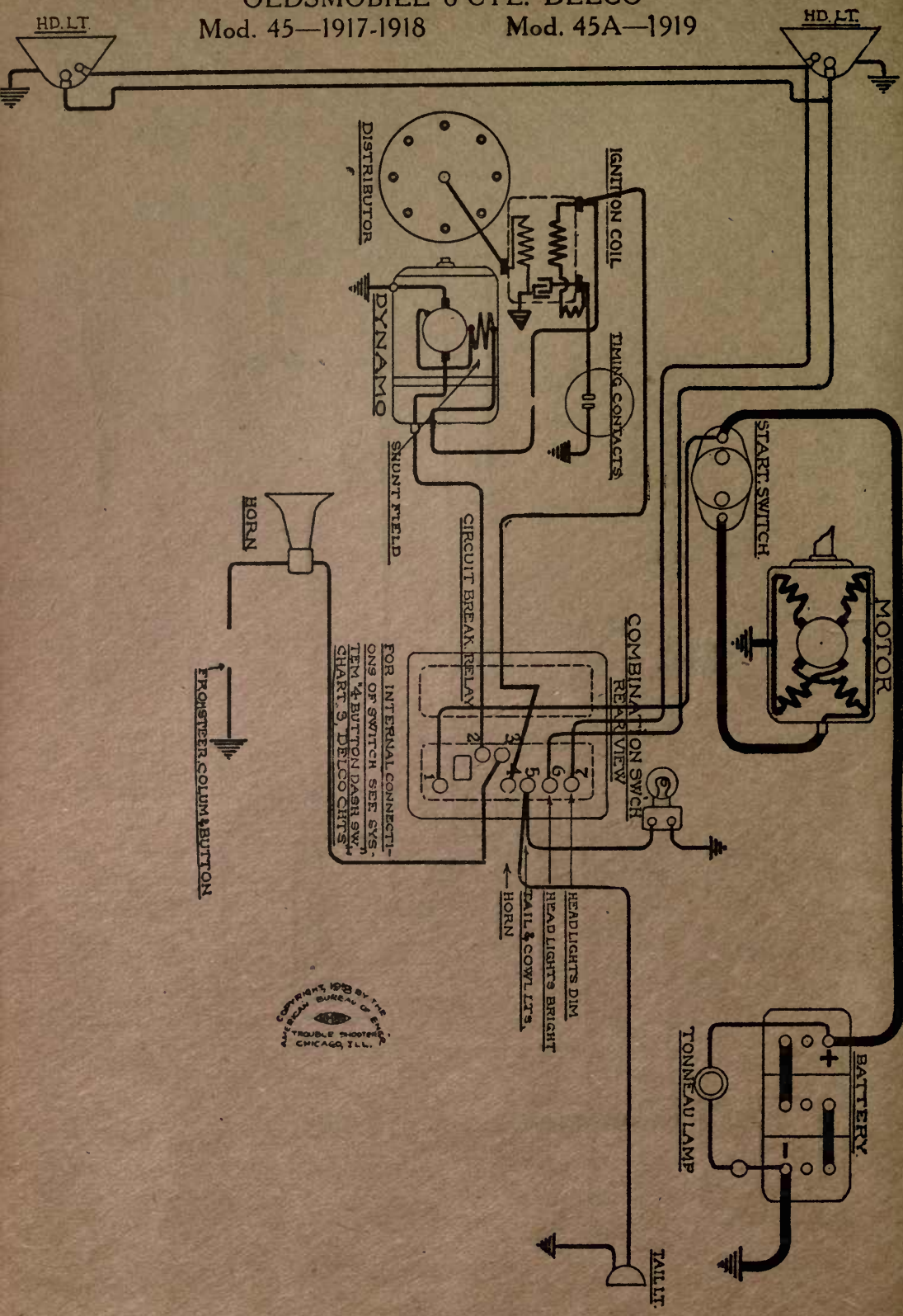
HD. LAMP OLDSMOBILE "37"-1917 & 1918 DELCO HD. LAMP



REMY



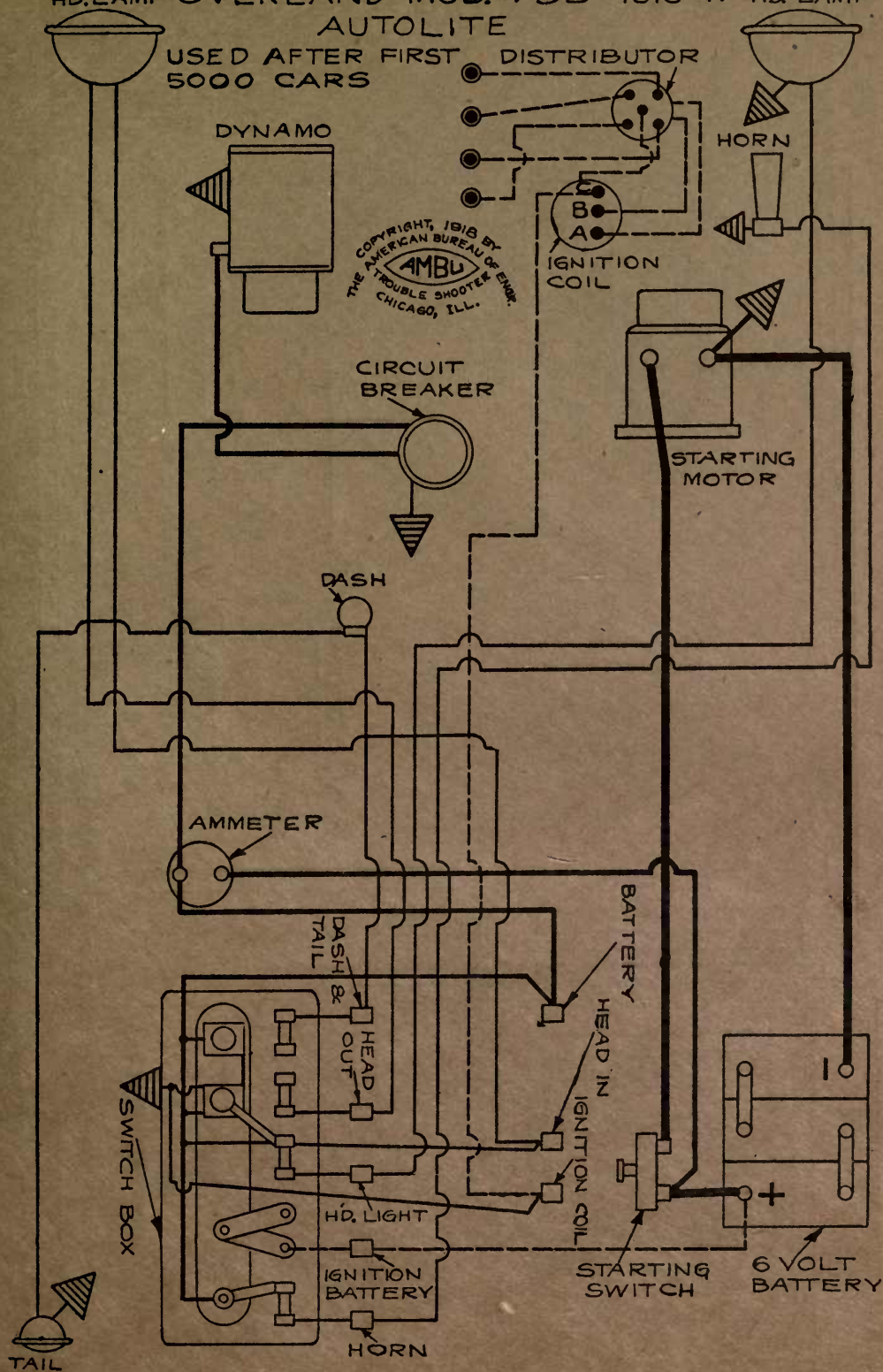
OLDSMOBILE 8 CYL. DELCO
Mod. 45—1917-1918 Mod. 45A—1919



COPYRIGHT 1919 BY THE
AMERICAN BUREAU OF ELECTRICITY
TROUBLE SHOOTING
CHICAGO, ILL.

HD. LAMP OVERLAND-MOD. 75B -1916-'17 HD. LAMP
AUTOLITE

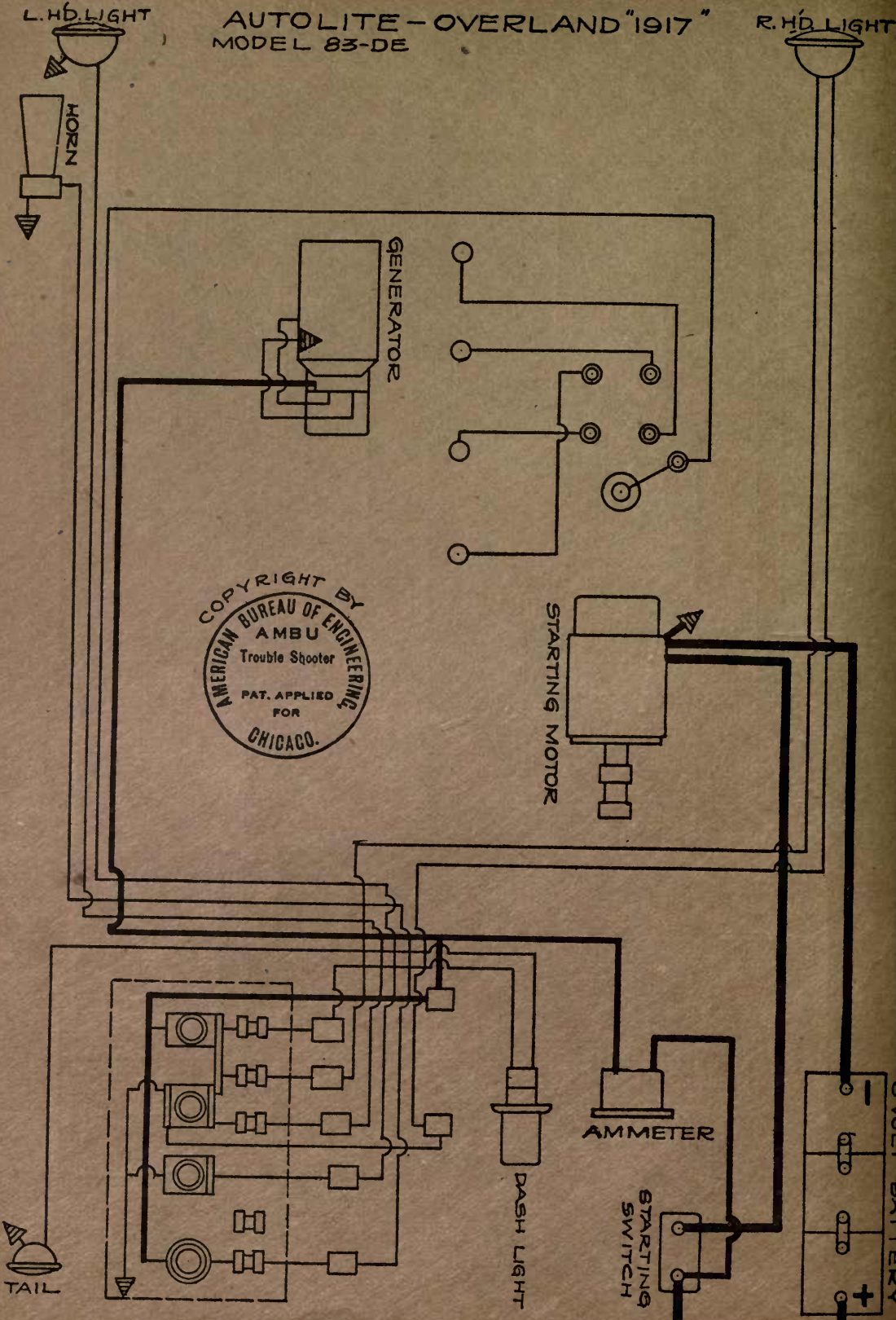
USED AFTER FIRST
5000 CARS



L.H.D. LIGHT

AUTOLITE - OVERLAND "1917" MODEL 83-DE

R.H.D. LIGHT



COPYRIGHT BY
AMBU
Trouble Shooter
PAT. APPLIED FOR
CHICAGO.

GENERATOR

STARTING MOTOR

AMMETER

STARTING SWITCH

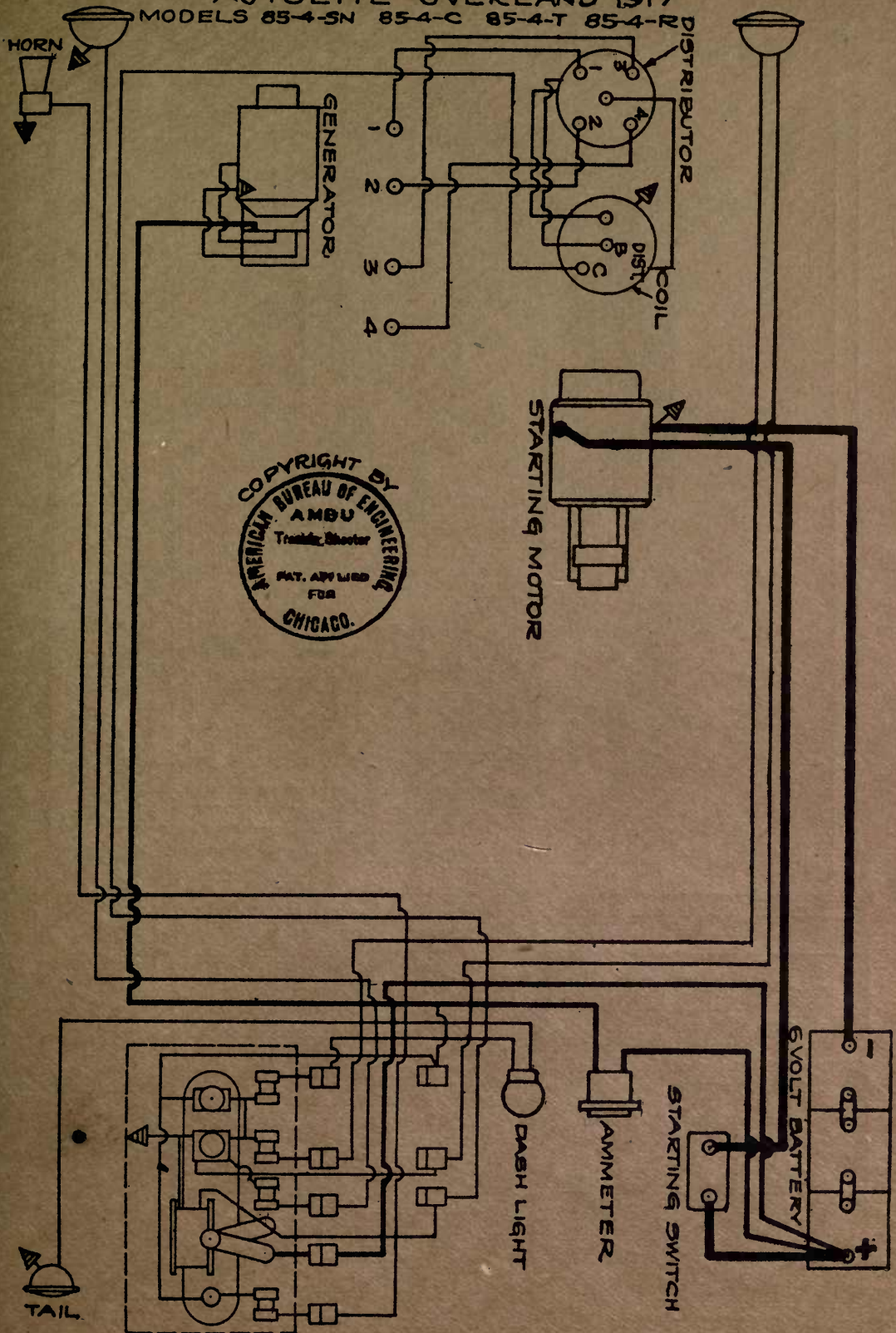
DASH LIGHT

6 VOLT BATTERY

HORN

TAIL

AUTOLITE -OVERLAND 1917
MODELS 85-4-SN 85-4-C 85-4-T 85-4-R



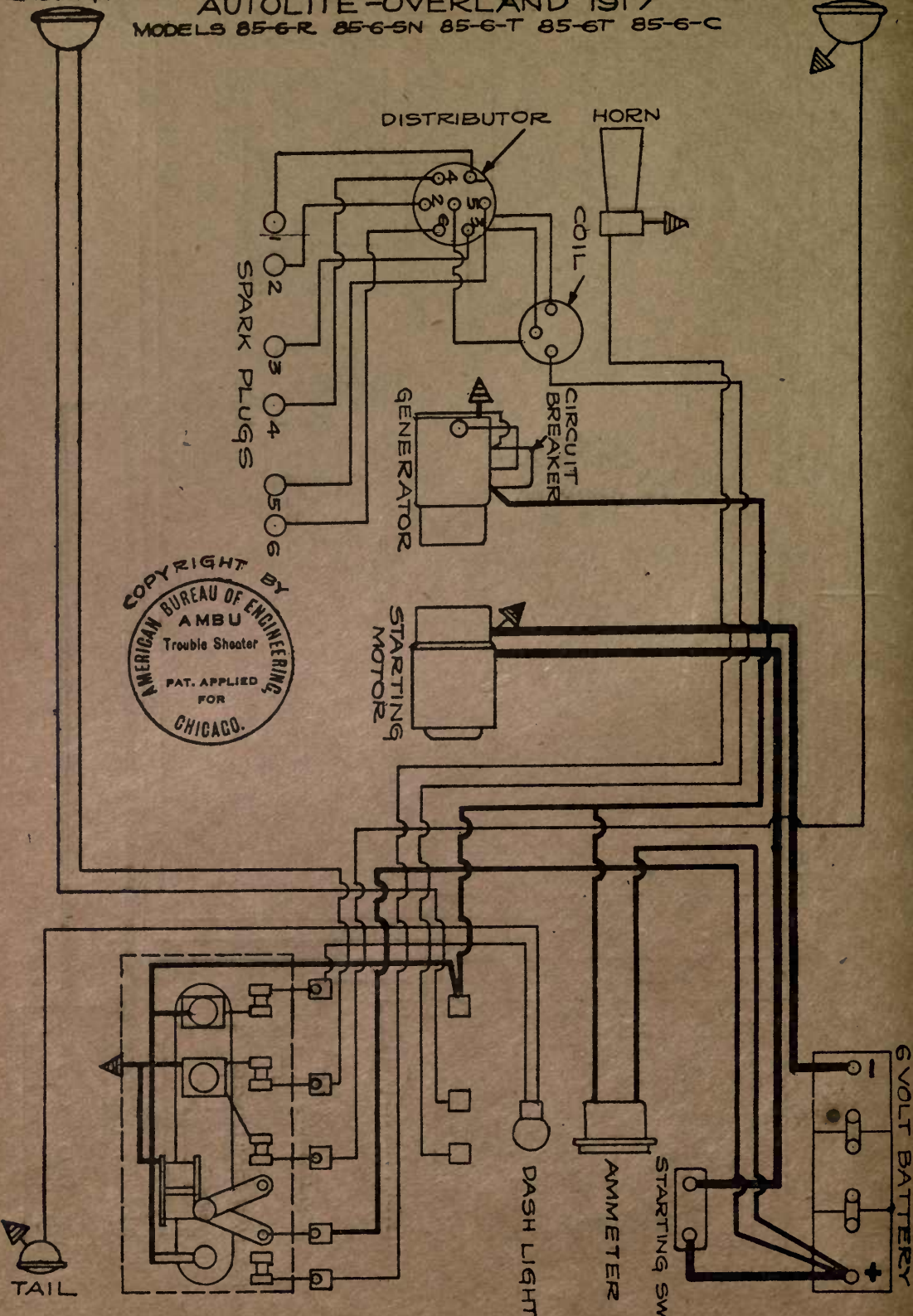
COPYRIGHT BY
AMBU
Treadle, Shuster
PAT. APPLD FOR
CHICAGO.

L.H.D. LIGHT

R.H.D. LIGHT

AUTOLITE - OVERLAND '1917'

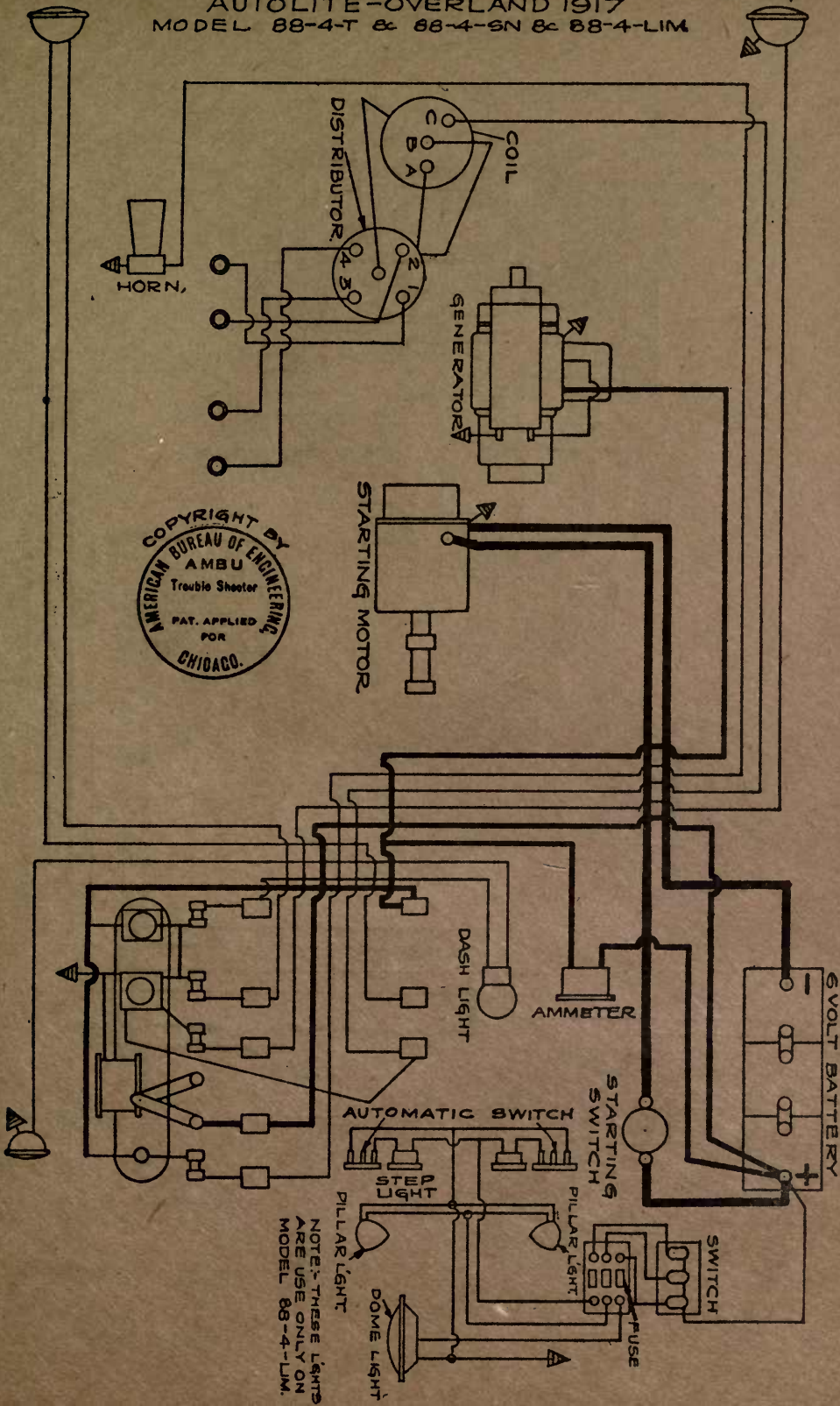
MODELS 85-6-R 85-6-SN 85-6-T 85-6T 85-6-C



L.H.D.LIGHT

R.H.D.LIGHT

AUTOLITE-OVERLAND "1917" MODEL 88-4-T & 88-4-SN & 88-4-LIM

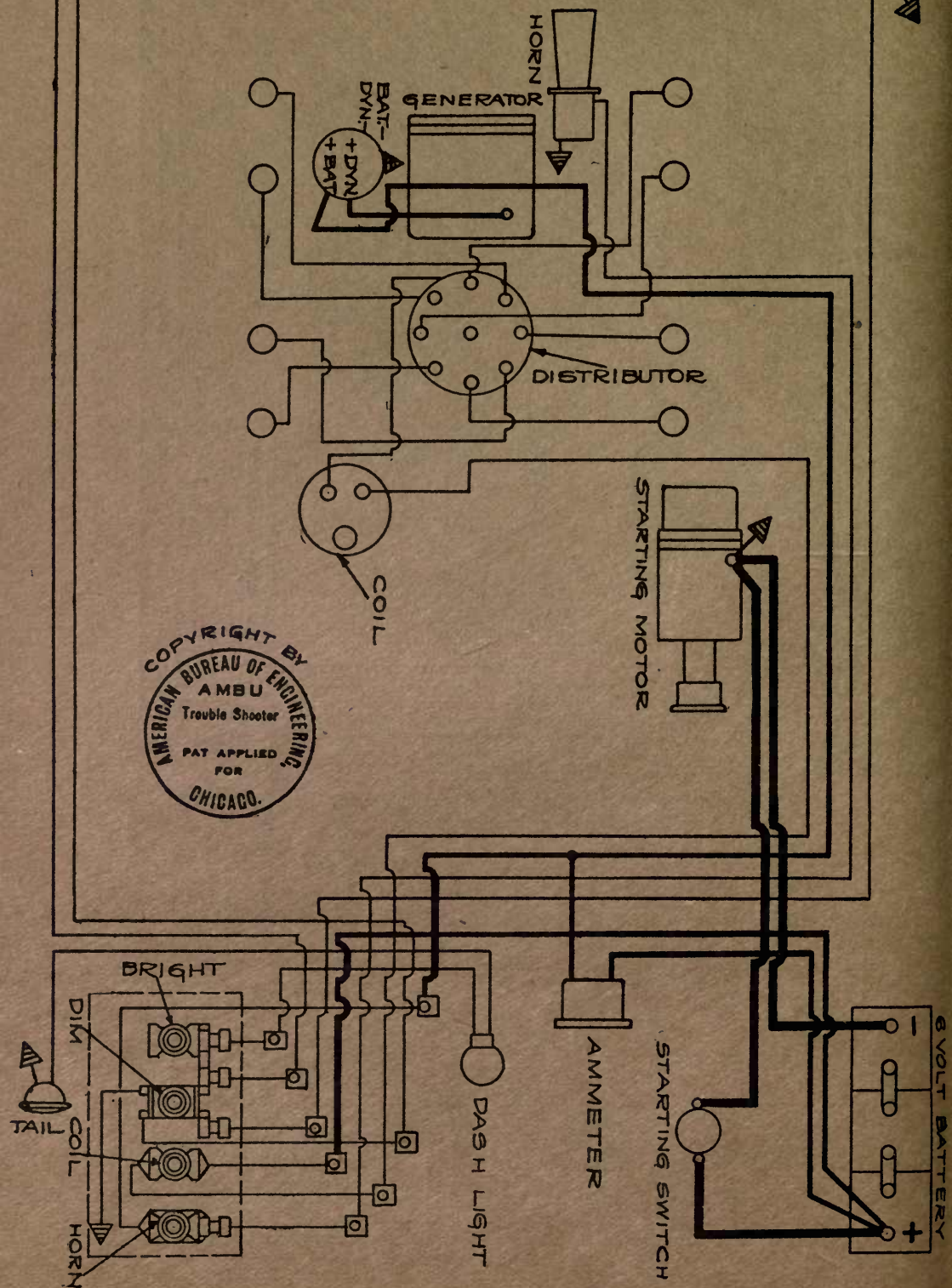


L.H.D. LIGHT

AUTOLITE - OVERLAND '1917'

MODELS 88-8T & 88-8-SN

R.H.D. LIGHT

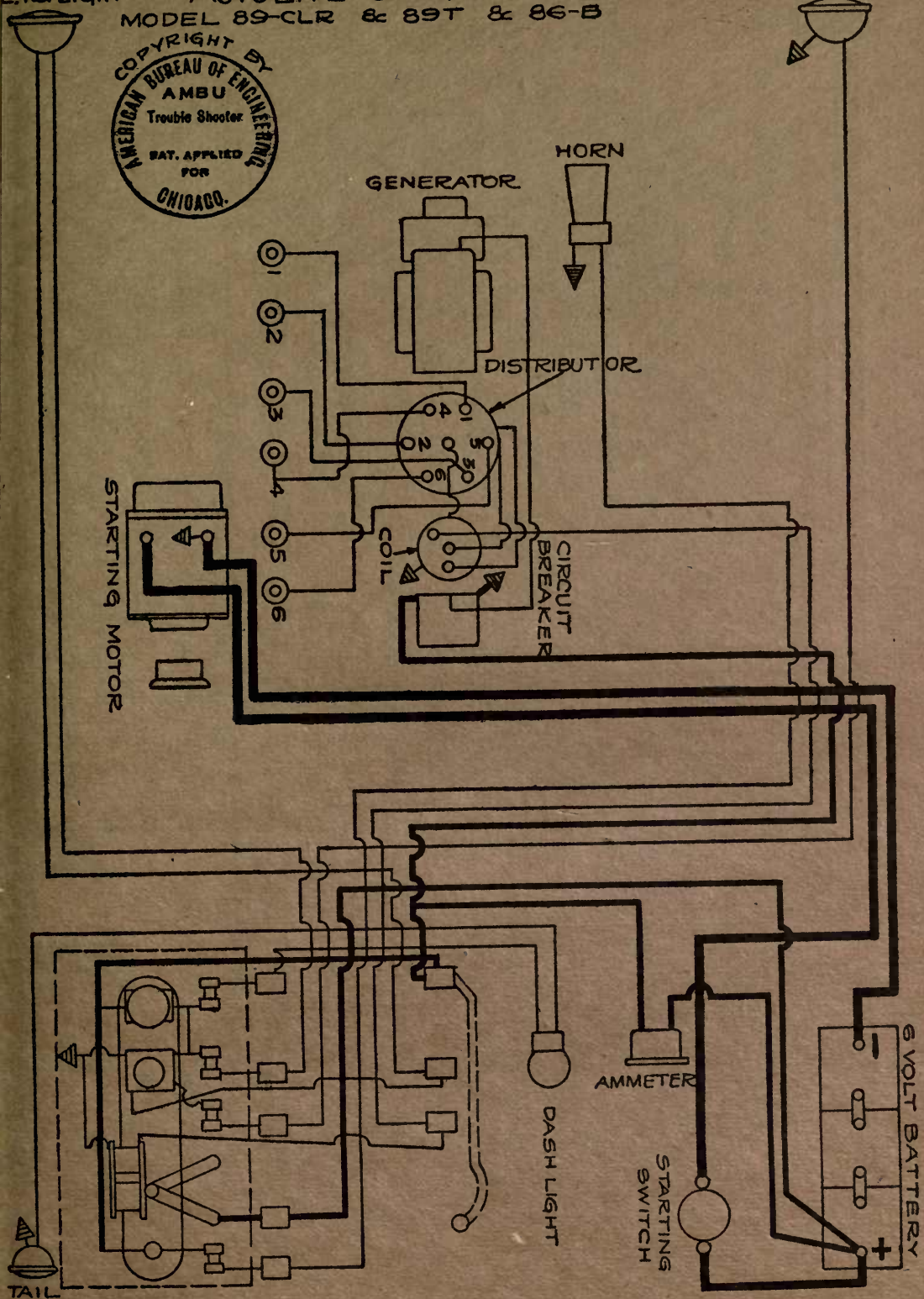


L.H. LIGHT

AUTOLITE-OVERLAND '1917'

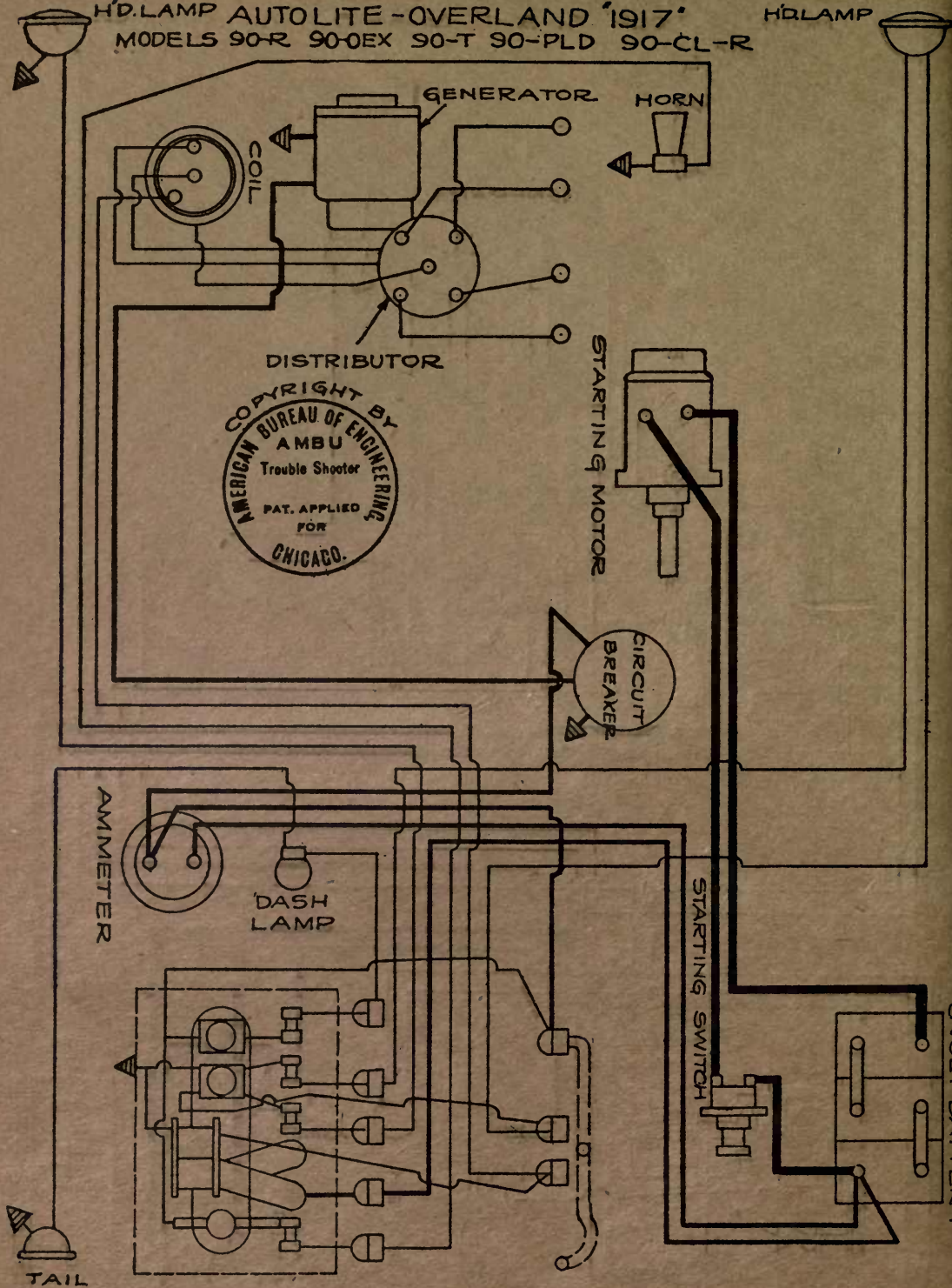
MODEL 89-CLR & 89T & 86-B

R.H. LIGHT



H.D. LAMP AUTO LITE - OVERLAND '1917'
MODELS 90-R 90-0EX 90-T 90-PLD 90-CL-R

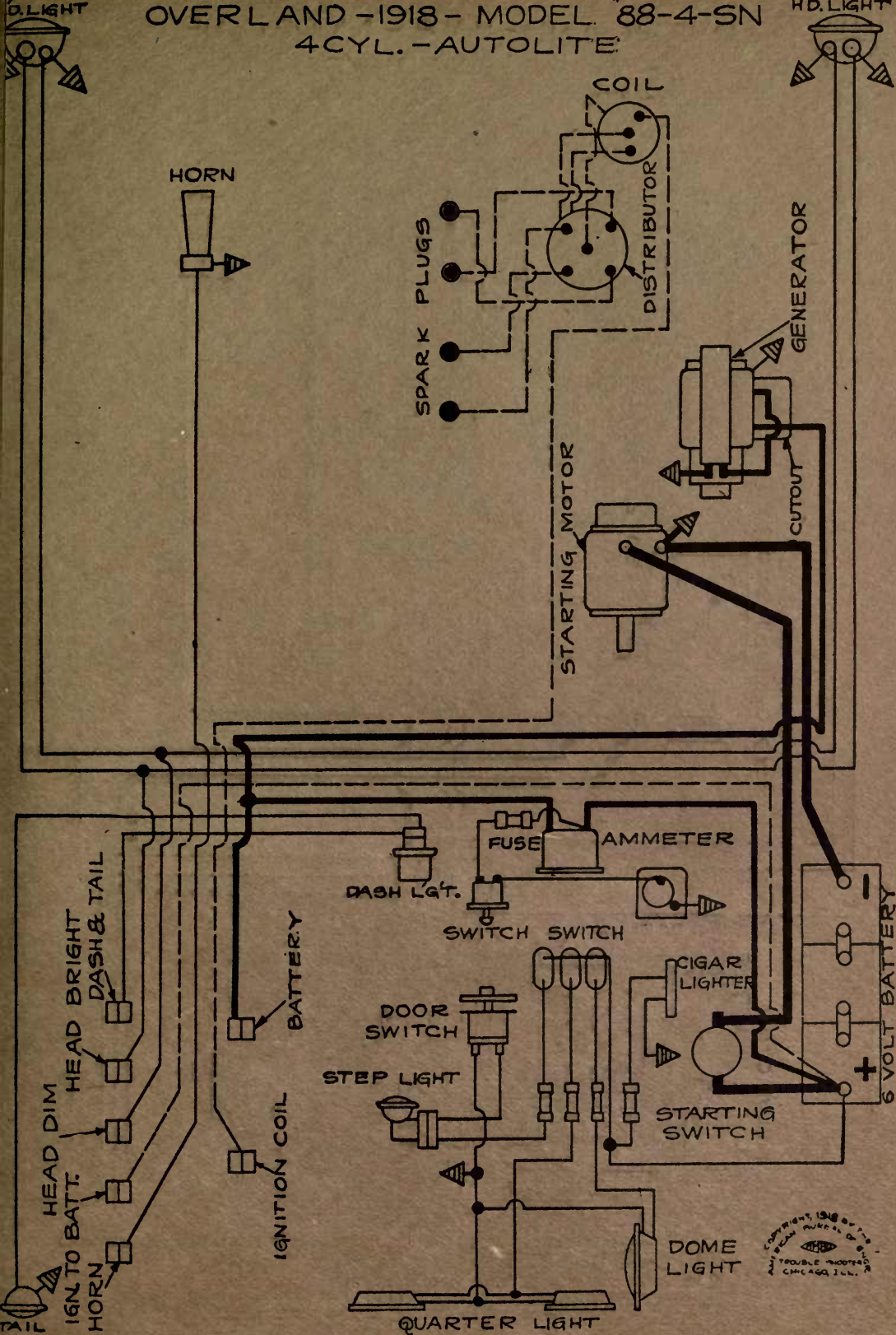
H.D. LAMP



D.LIGHT

OVERLAND - 1918 - MODEL "88-4-SN" 4CYL. - AUTOLITE

H.D.LIGHT



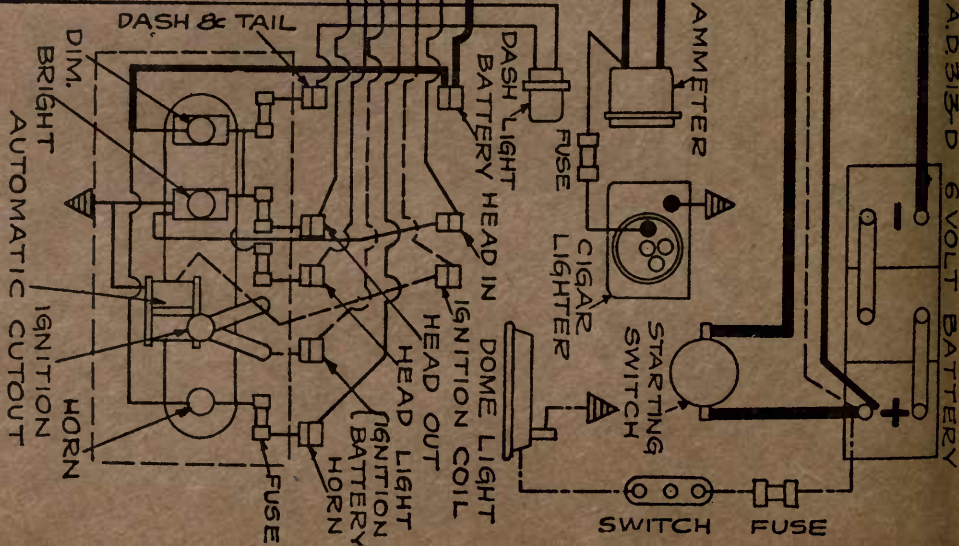
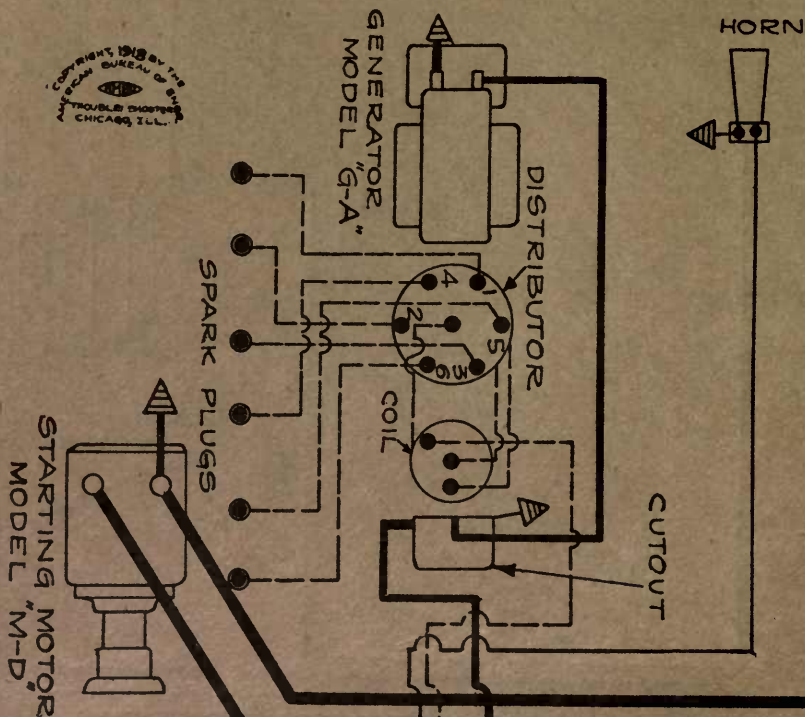

L.H.D. LIGHT

R.H.D. LIGHT

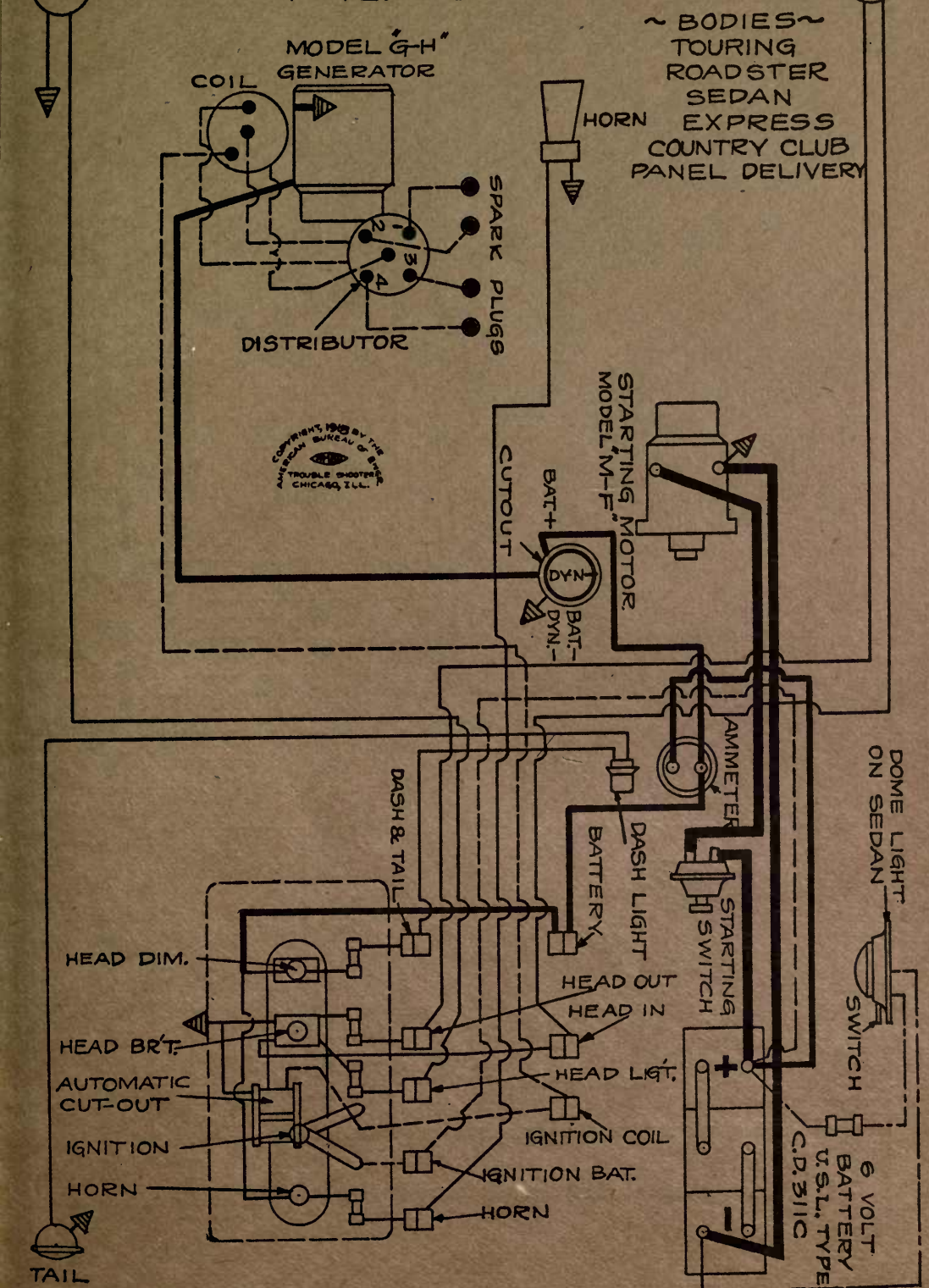
OVERLAND-1918 - MODEL "89"

6 CYL. - AUTOLITE

BODIES ~ TOURING ~ CLUB-SIX ~ SEDAN



L.H.D. LIGHT OVERLAND-1918-MODEL "90" 4 CYL.-AUTOLITE R.H.D. LIGHT



BIJUR-1917
PACKARD "2-25" "2-35"

TIMER

COND.

COIL

COIL

GENERATOR

STARTING MOTOR

STARTING SWITCH

TAIL LIGHT

BODY LIGHTS

AMMETER

DASH LIGHT

SPEEDOMETER

ELECT. SIGNAL

COIL

COND.

TO PLUGS


SHUT TO

BATTERY

TAIL

BODY LIGHTS

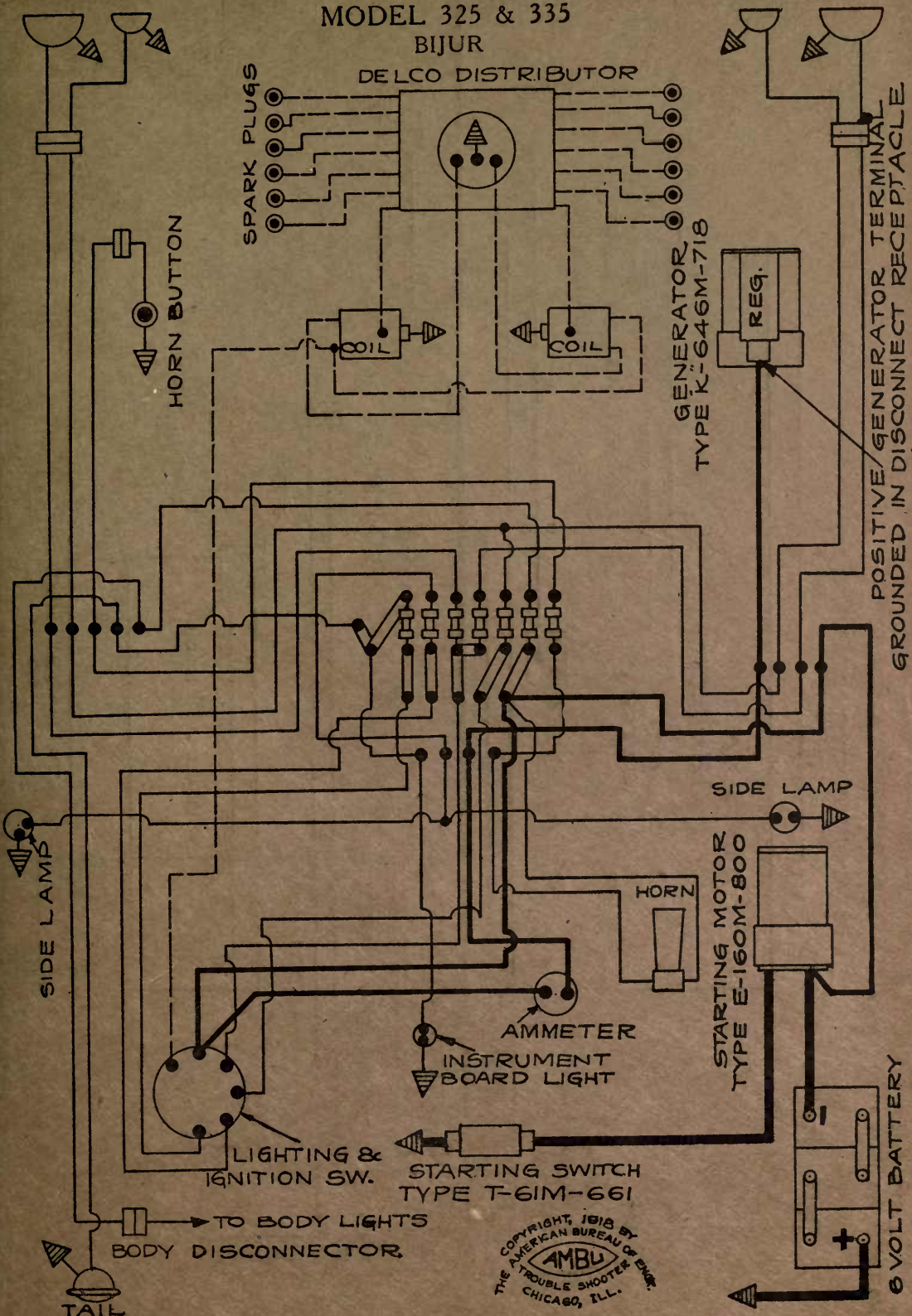
Copyright 1917, by the
AMERICAN BUREAU OF ROAD
AND TROUBLE SHOOTING
CHICAGO, ILL.

COPYRIGHT, 1917, BY THE
 AMERICAN BUREAU OF SHOT

 TROUBLE SHOOTER
 CHICAGO, ILL.

FT. HD. AUX. HD.

PACKARD-12 CYL. 1918-1919
MODEL 325 & 335
BIJUR

AUX. HD. RGT HD.

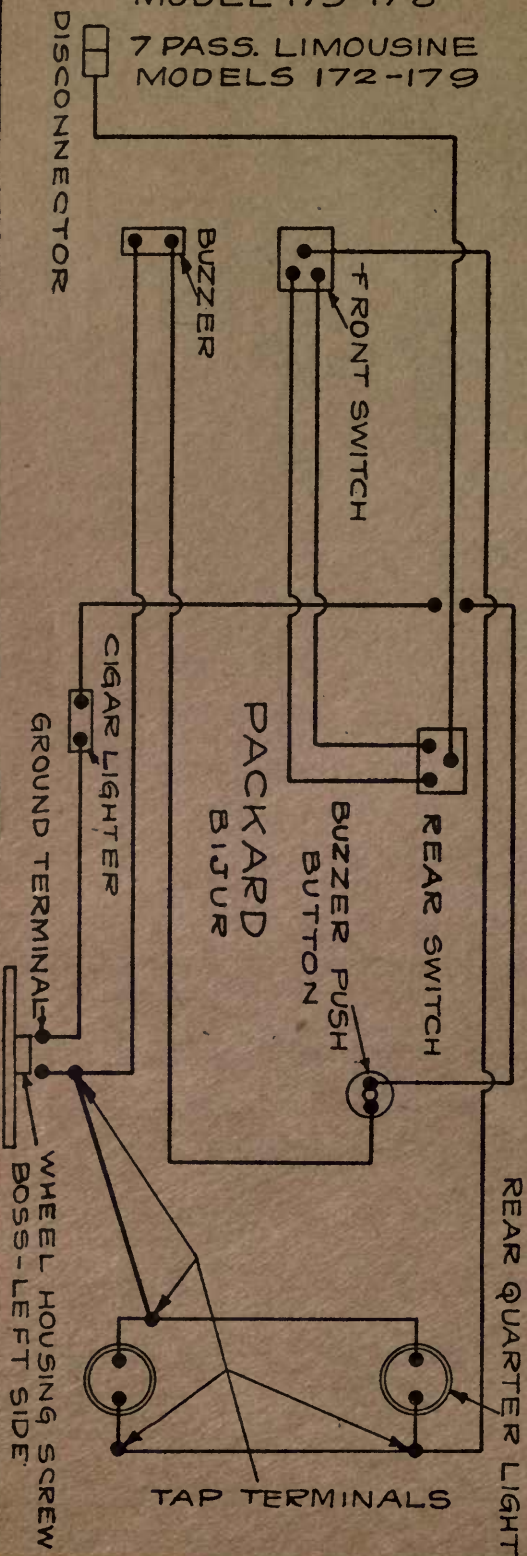


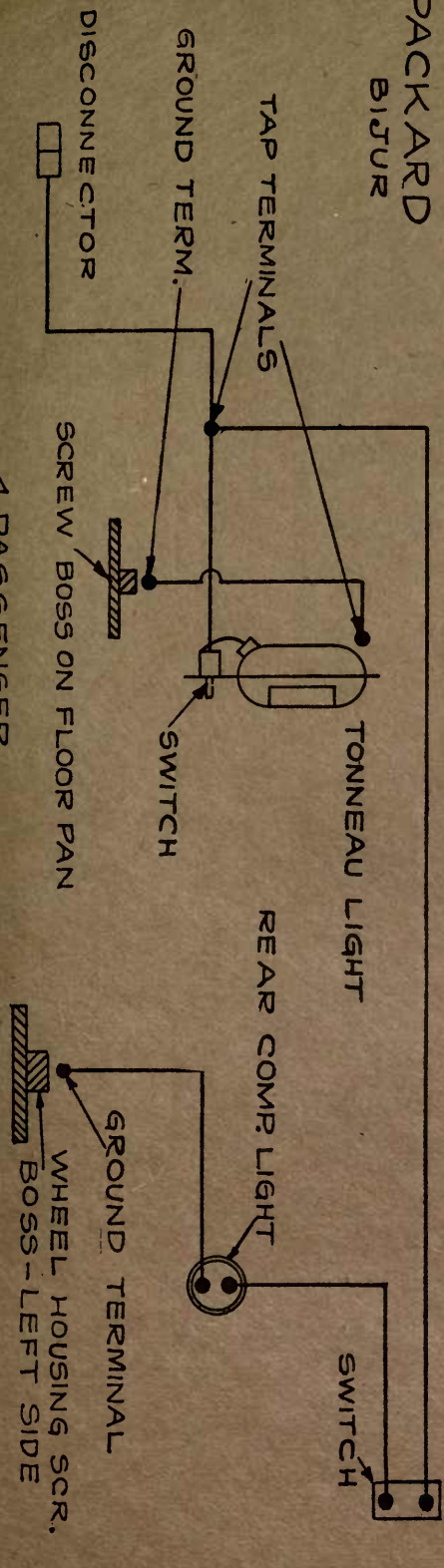
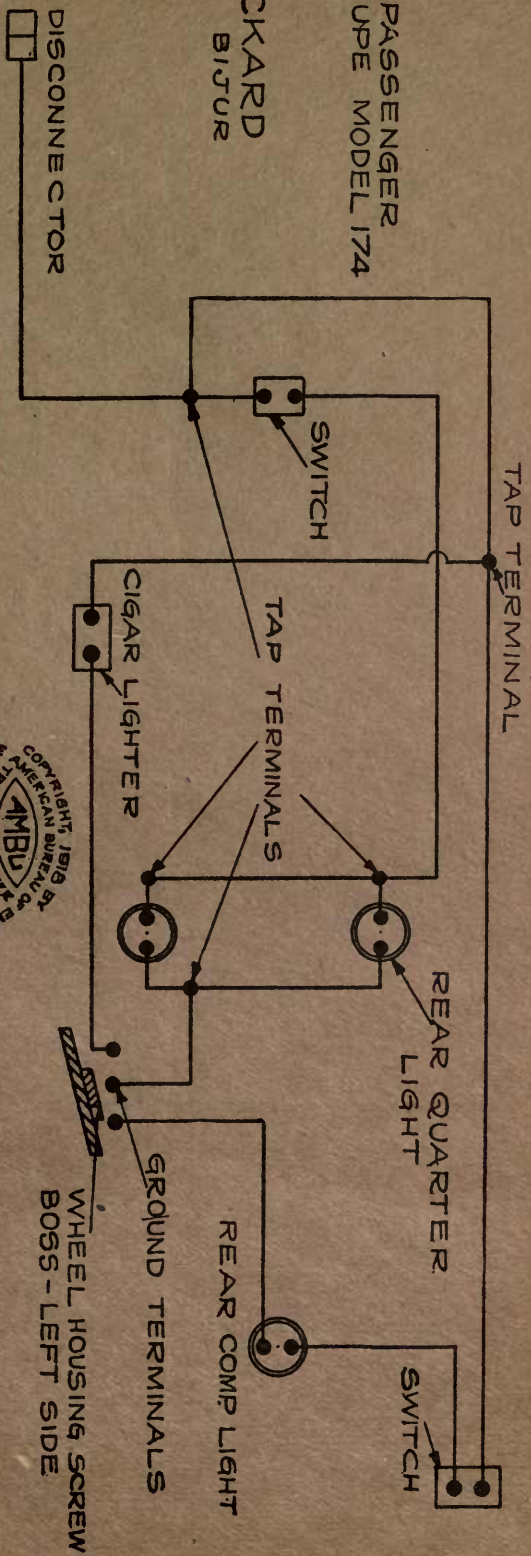
COPYRIGHT, 1918 BY
THE AMERICAN BUREAU OF ENGINEERING
CHICAGO, ILL.

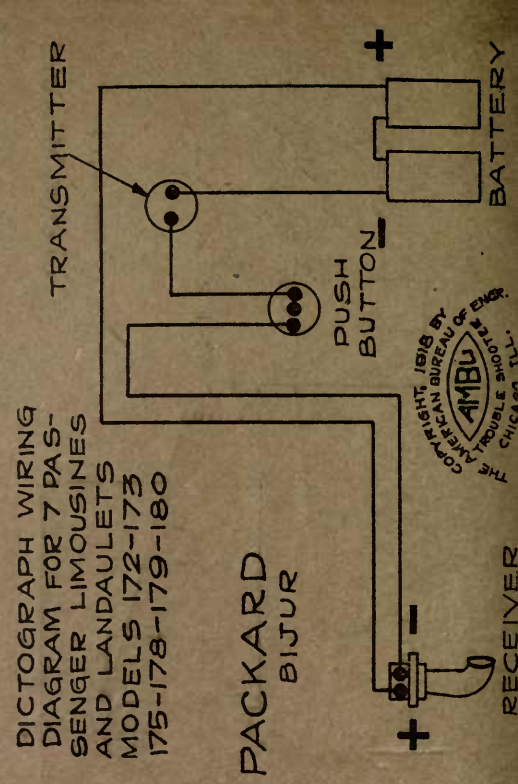
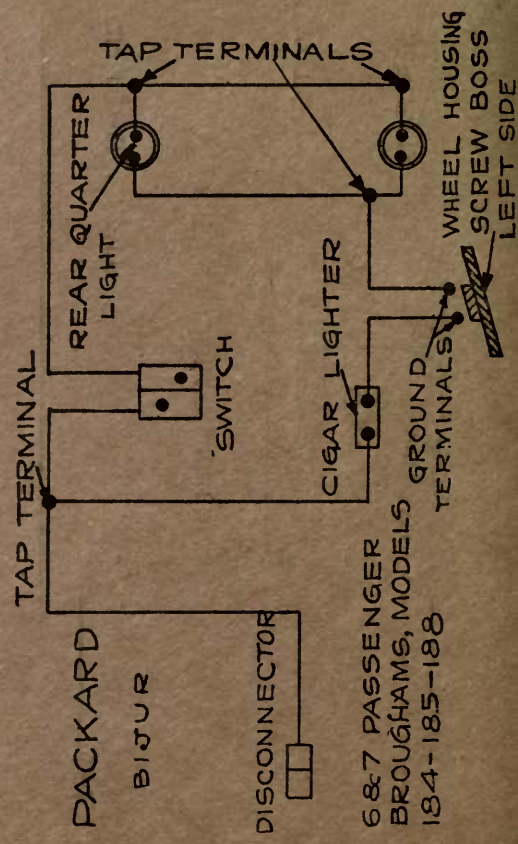
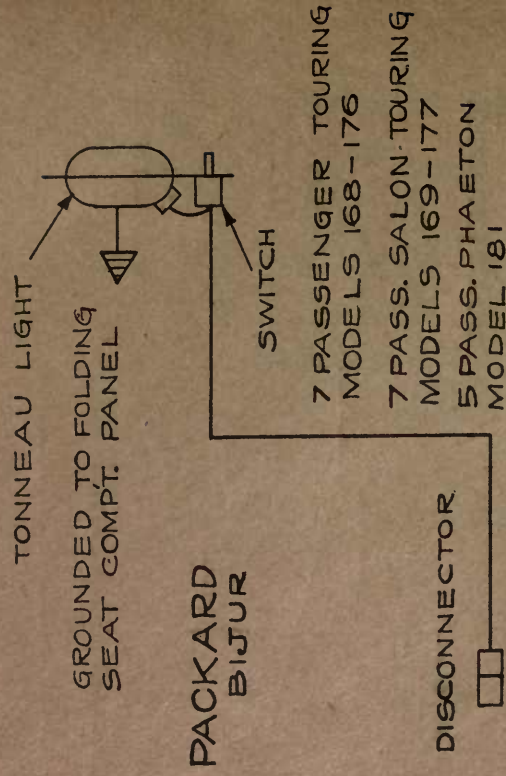
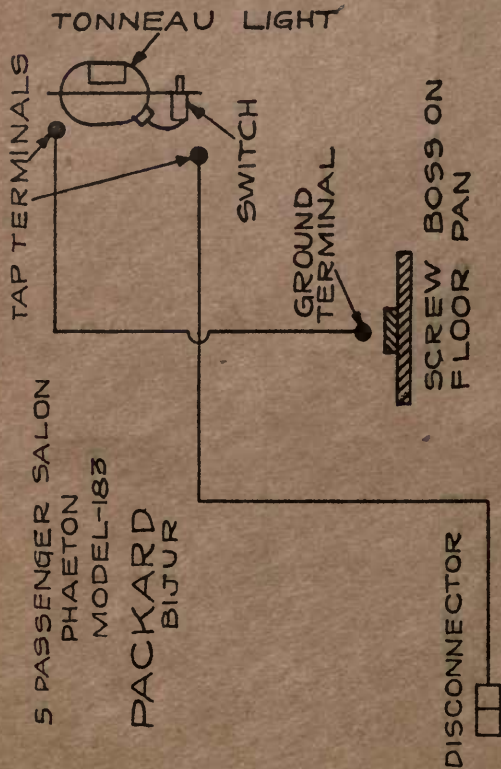
PACKARD
BIJUR



7 PASS. LIMOUSINE
MODELS 172-179



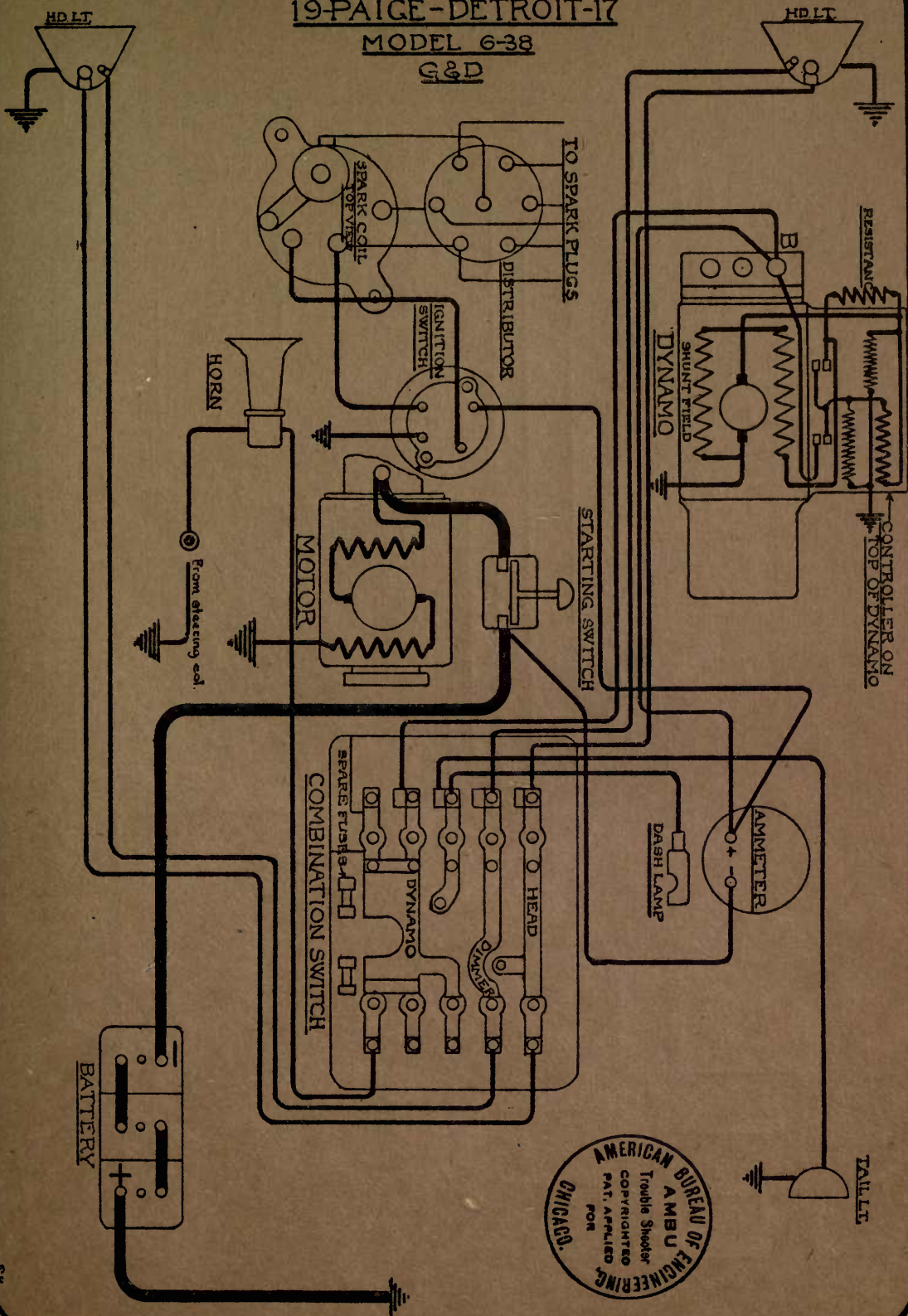




19-PAIGE-DETROIT-17

MODEL 6-38

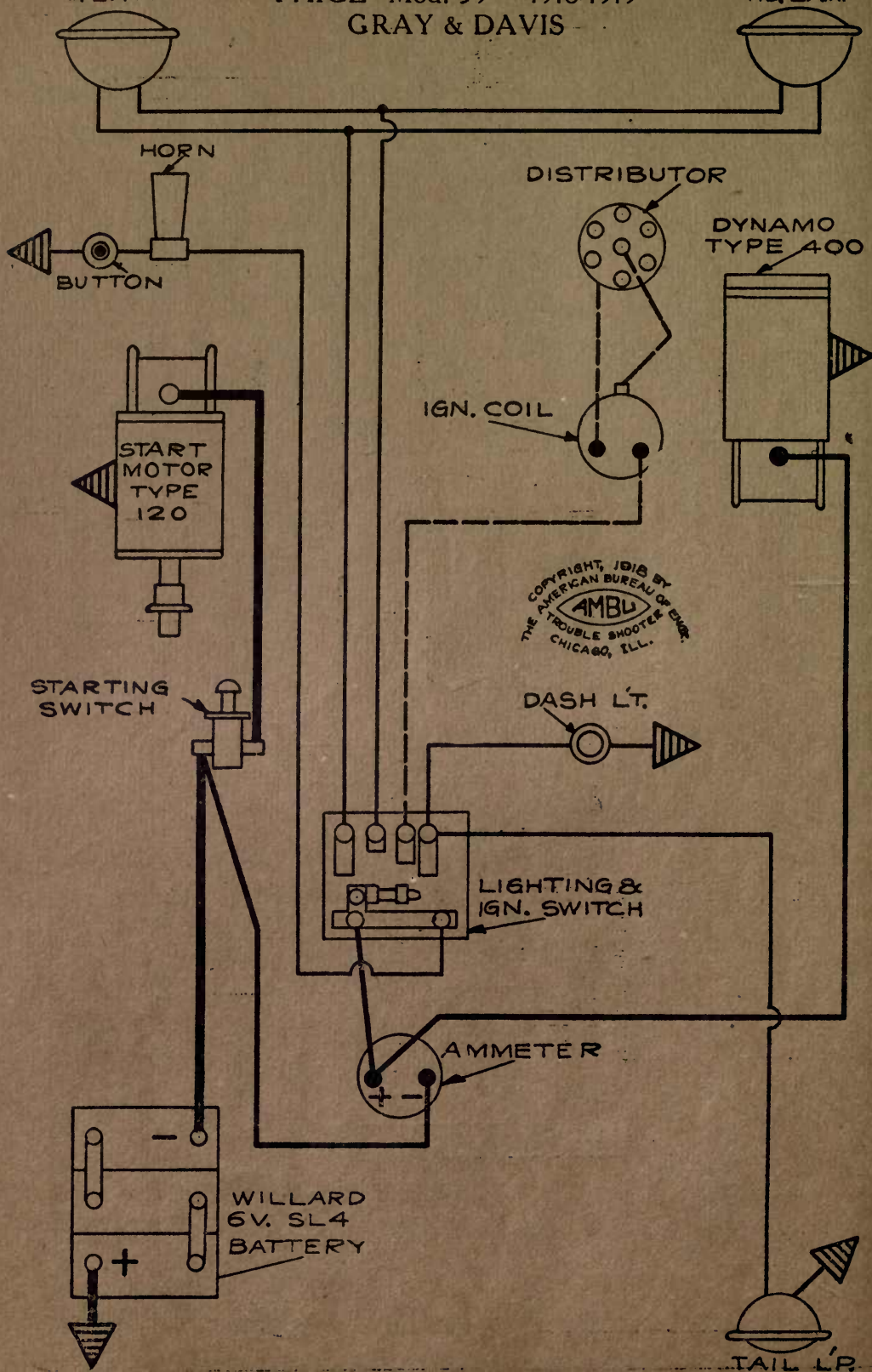
G&D

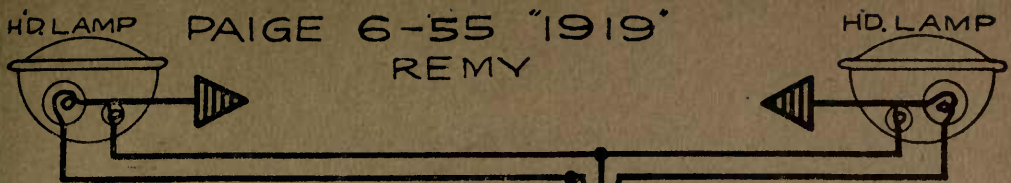


HD. LAMP

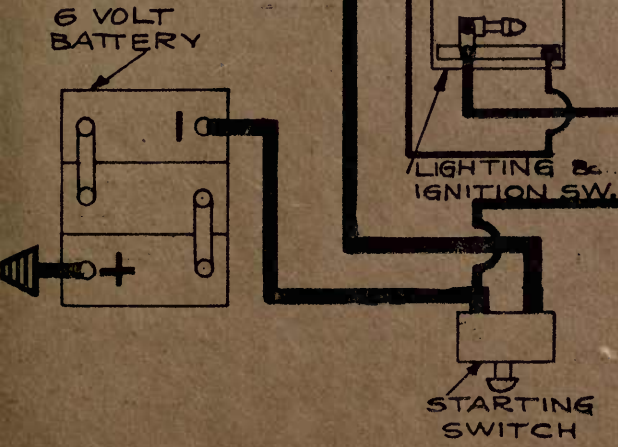
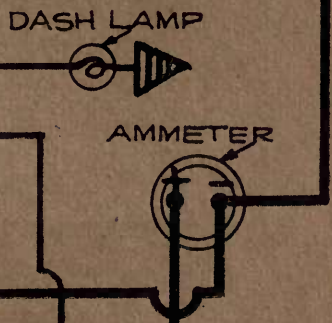
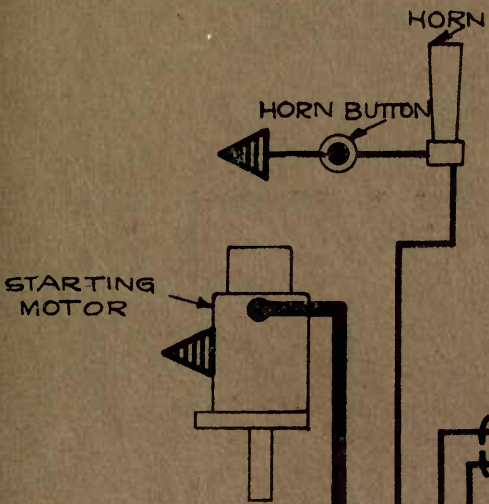
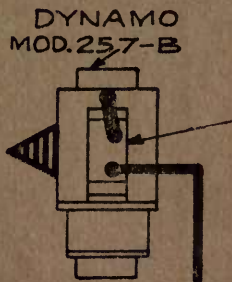
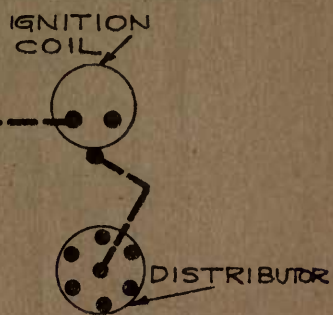
PAIGE "Mod. 39"—1918-1919
GRAY & DAVIS

HQ. LAMP



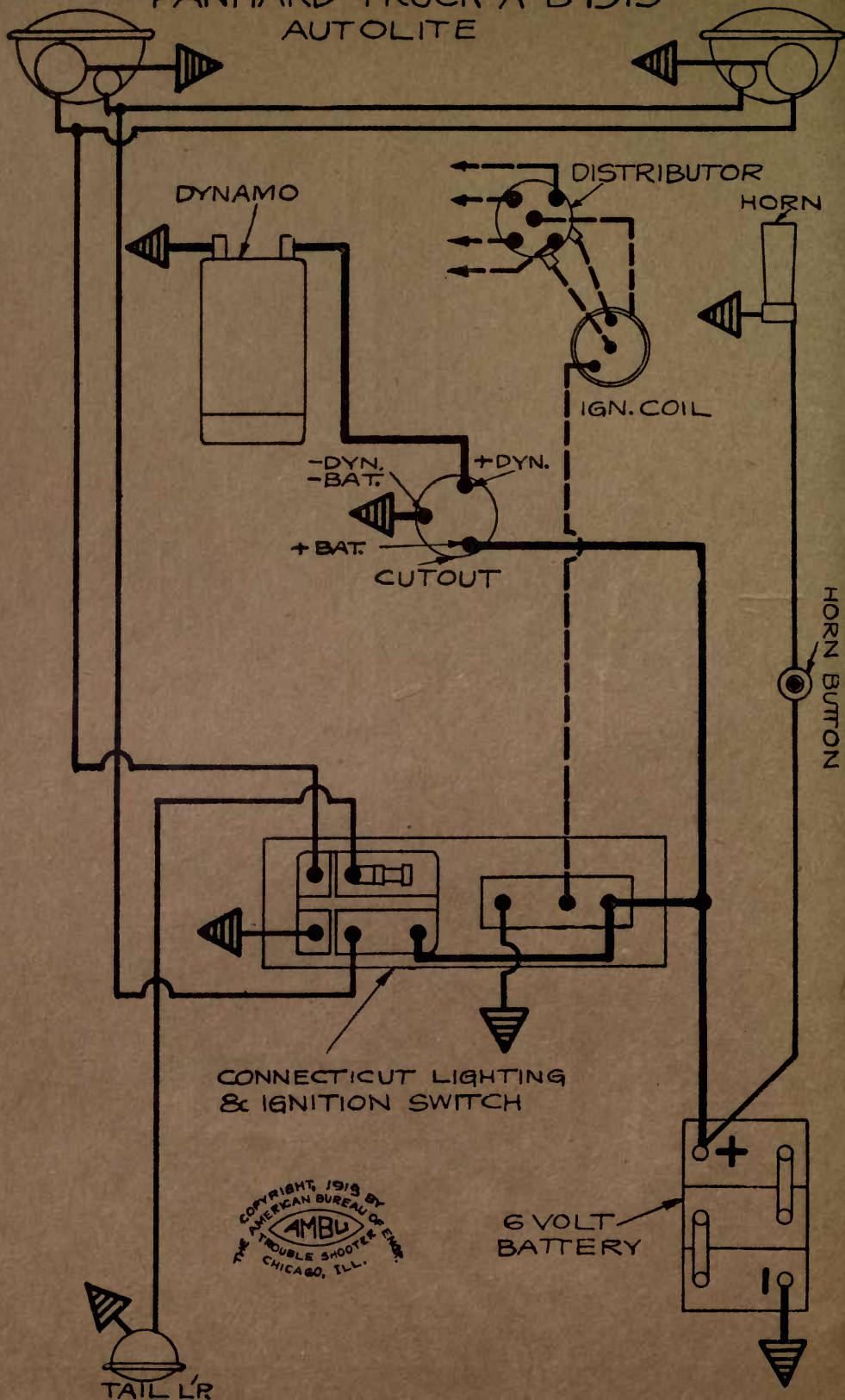


COPYRIGHT, 1915 BY
THE AMERICAN BUREAU OF ENGINEERING
TROUBLE SHOOTERS
CHICAGO, ILL.



H.D. LAMP PANHARD TRUCK "A-B" 1919
AUTOLITE

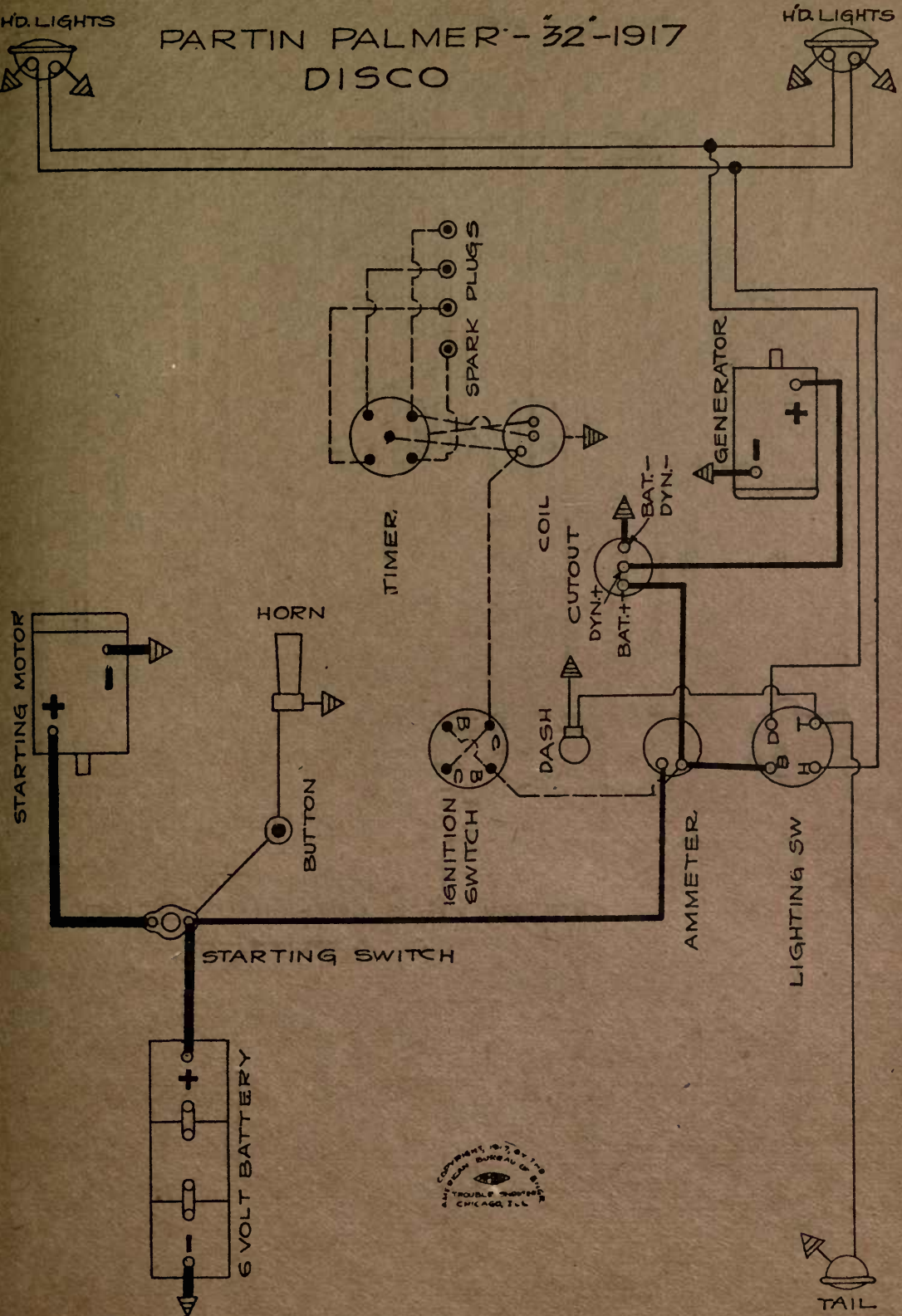
H.D. LAMP



COPYRIGHT, 1919 BY
THE AMERICAN BUREAU OF ENGINEERING
CHICAGO, ILL.

6 VOLT
BATTERY


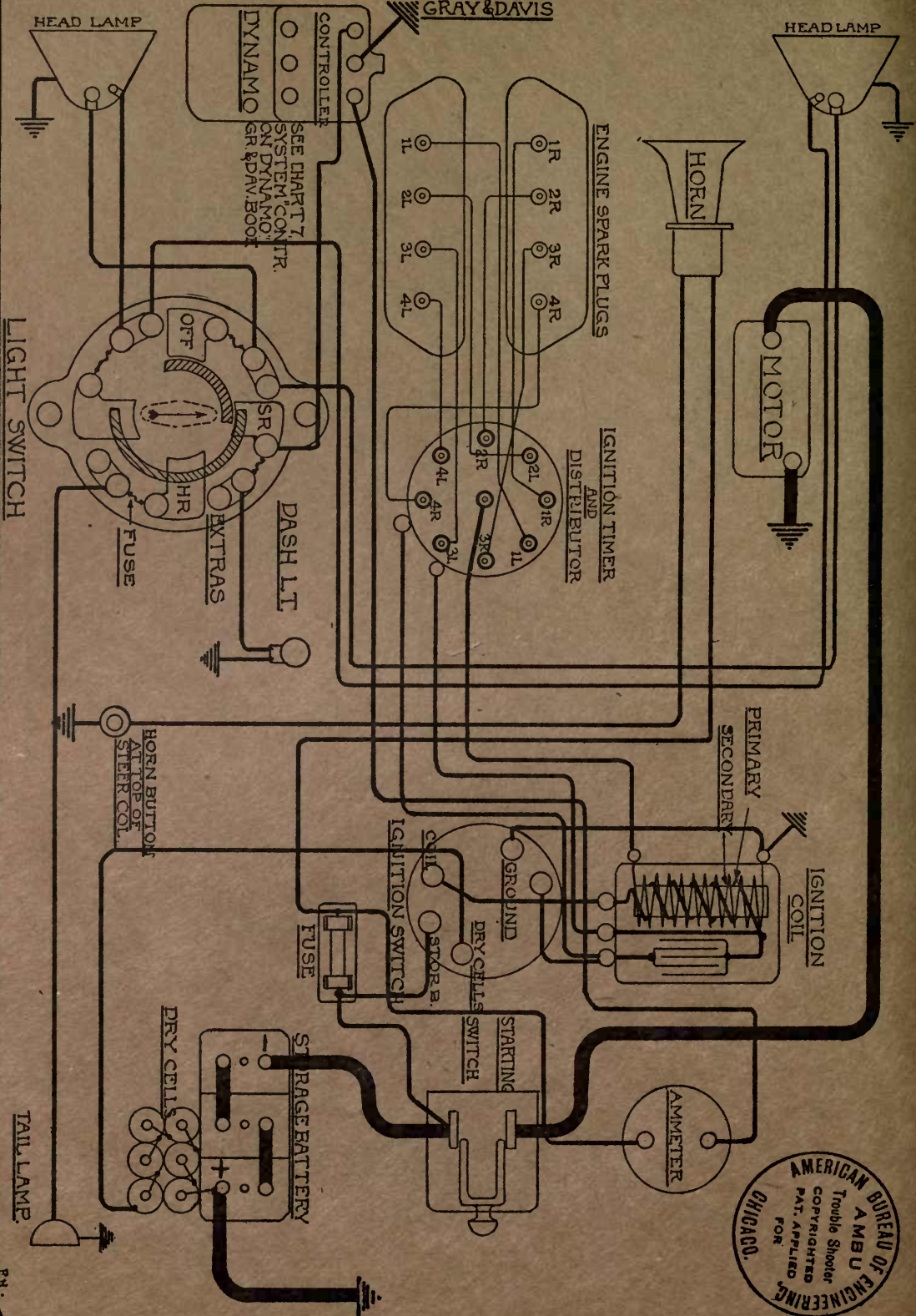
PARTIN PALMER - '32-1917 DISCO



COMPONENTS SUPPLIED BY THE
AMERICAN BUREAU OF LIGHT
TROUBLE SHOOTING
CHICAGO, ILL.

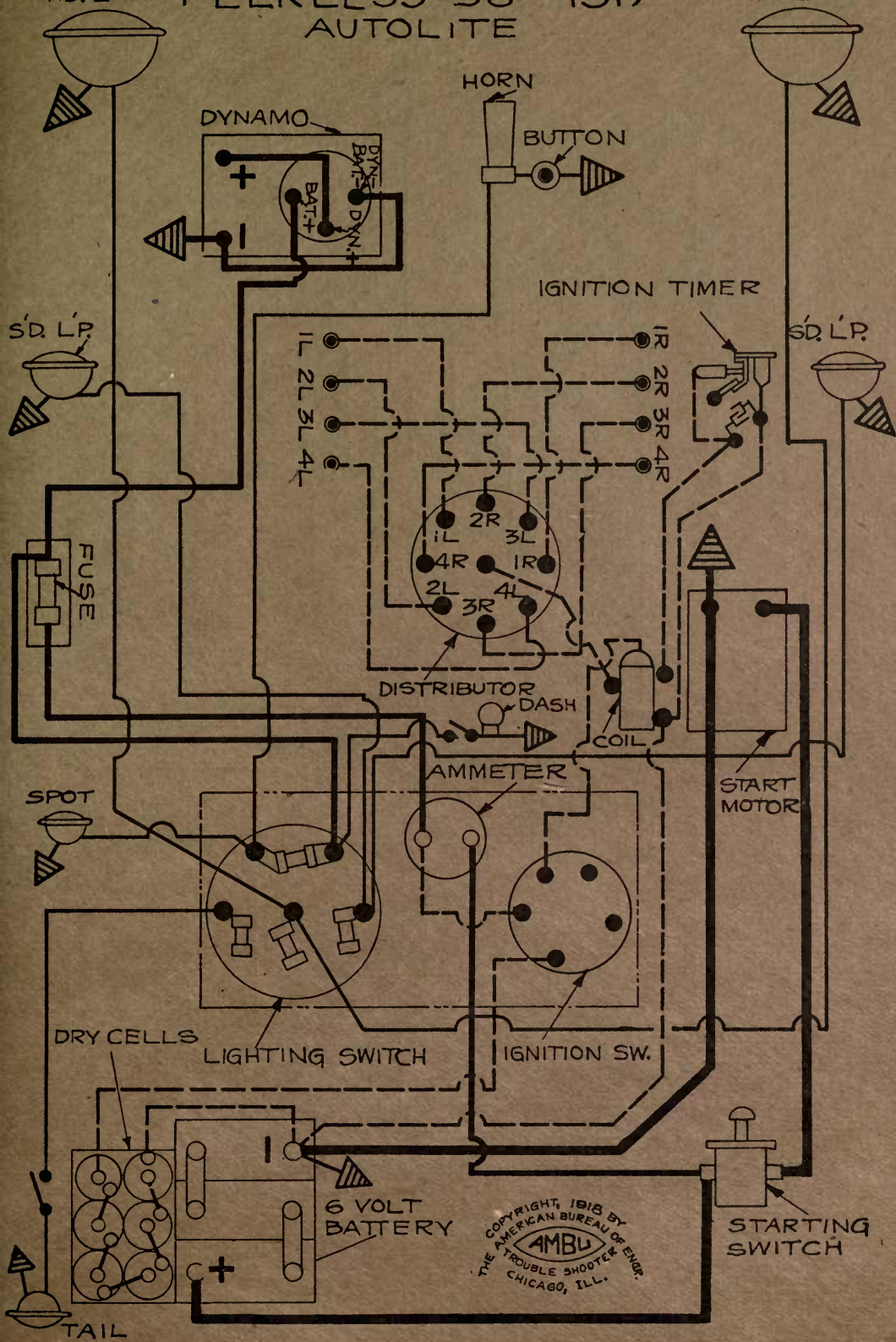
PEERLESS "56" 8 CYL-1917

GRAY & DAVIS



HD. LAMP PEERLESS-56" - 1917 AUTOLITE

HD LAMP

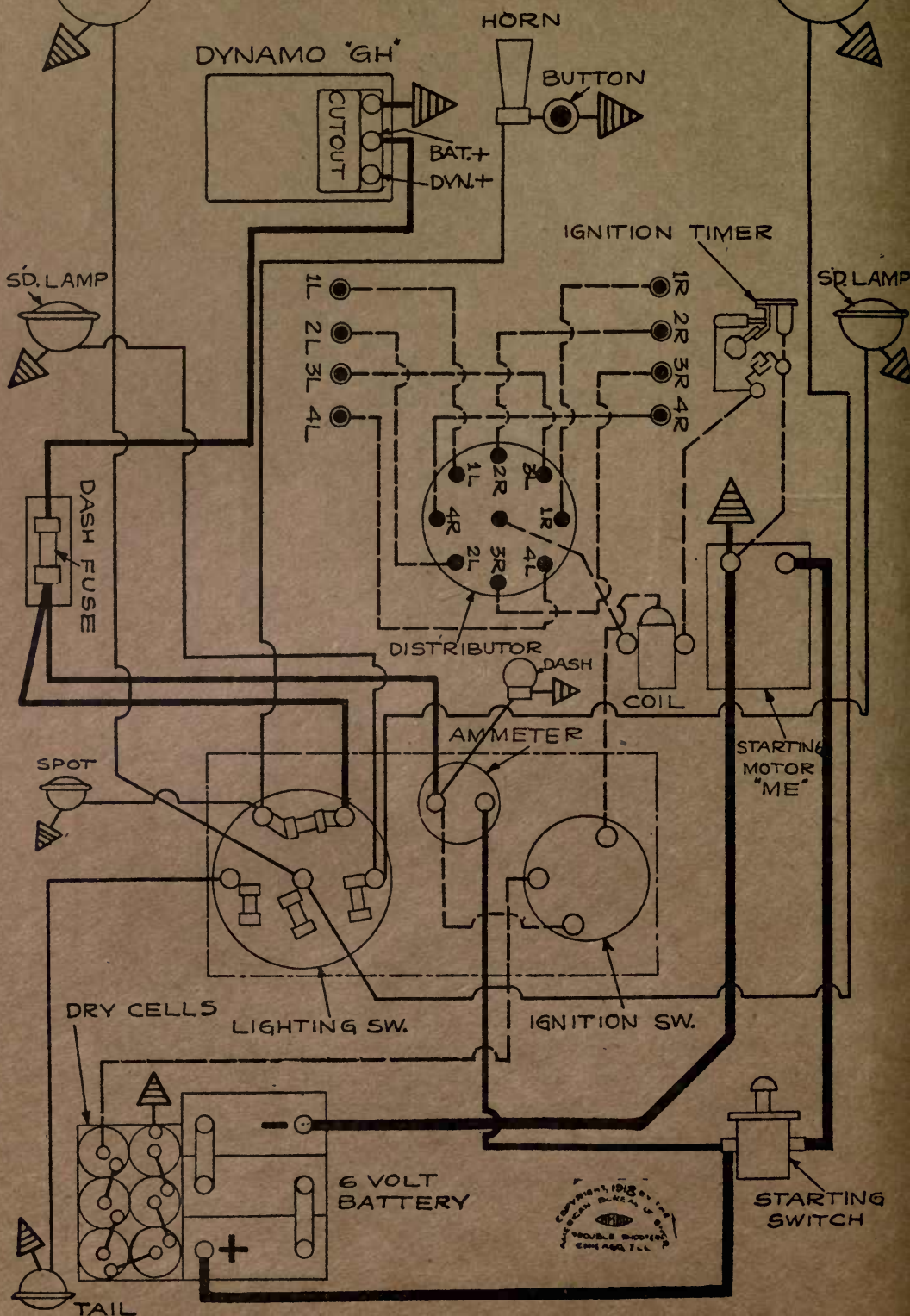


COPYRIGHT, 1918 BY
THE AMERICAN BUREAU OF ENG.
TROUBLE SHOOTER
CHICAGO, ILL.

HQ LAMP

PEERLESS "Mod. 56" 1918-1919 AUTOLITE

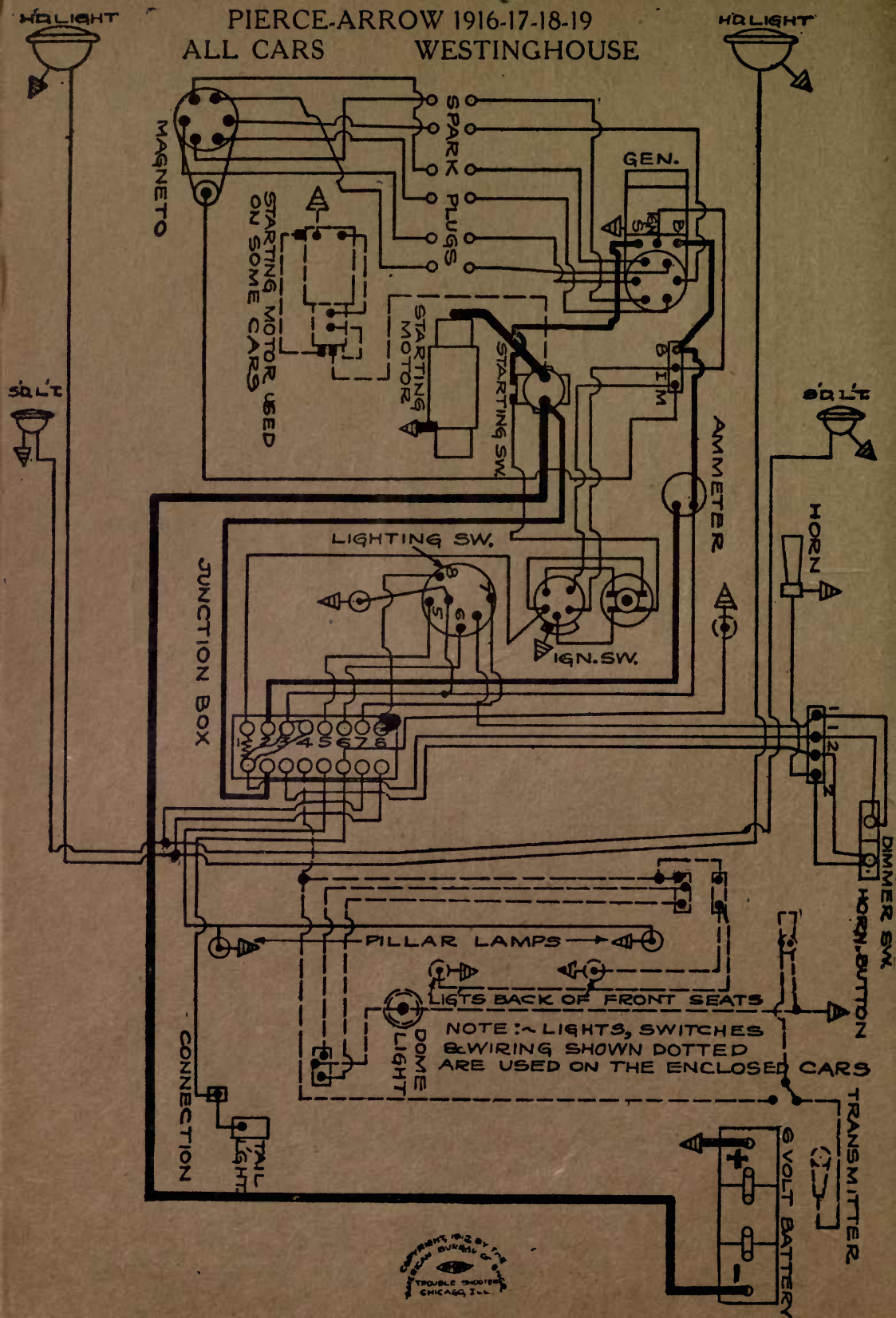
HQ LAMP



PHIANNA - '1918'
WD. LEONARD



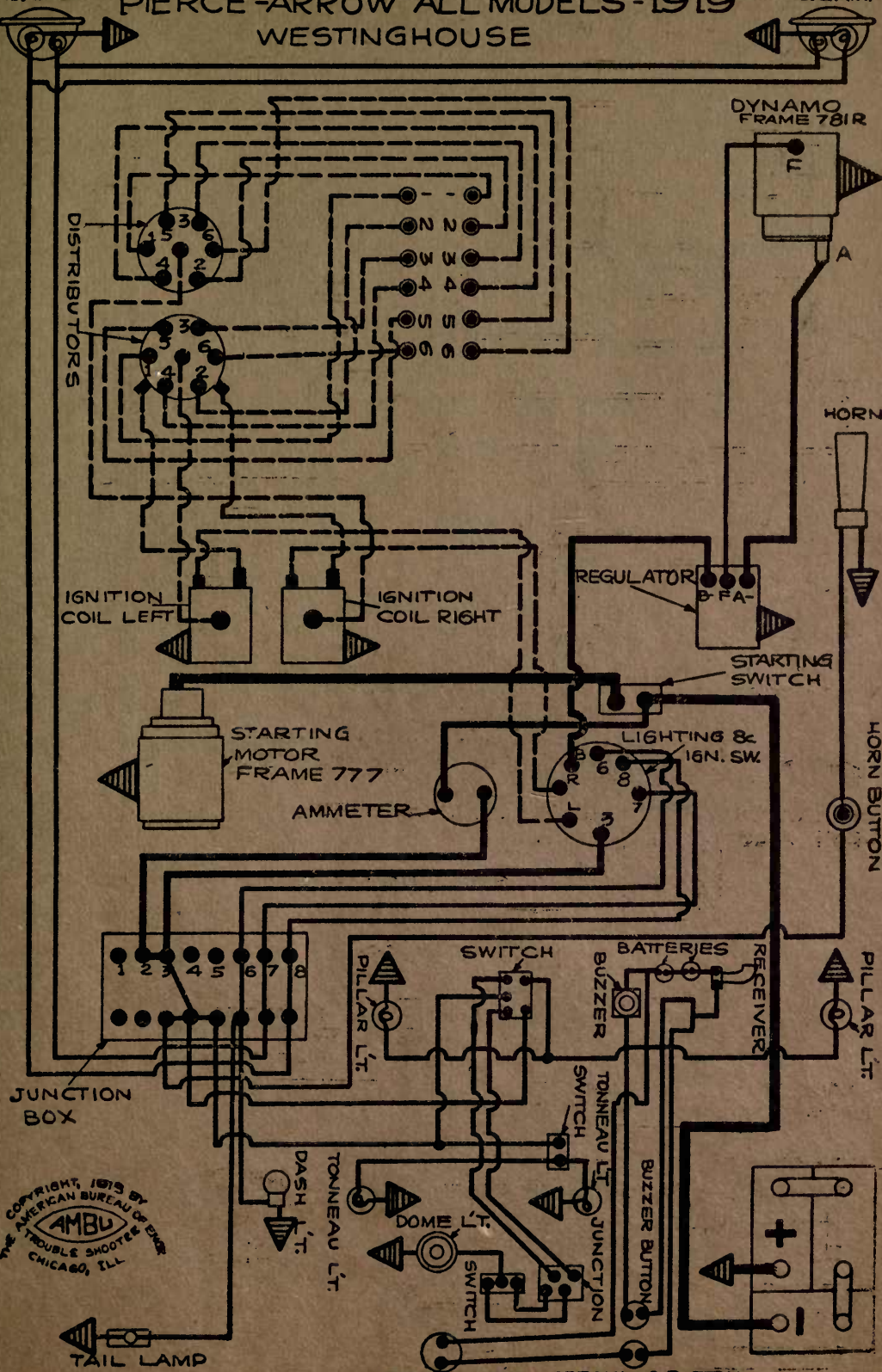
PIERCE-ARROW 1916-17-18-19 ALL CARS WESTINGHOUSE



HQ LAMP

PIERCE-ARROW 'ALL MODELS' - 1919 WESTINGHOUSE

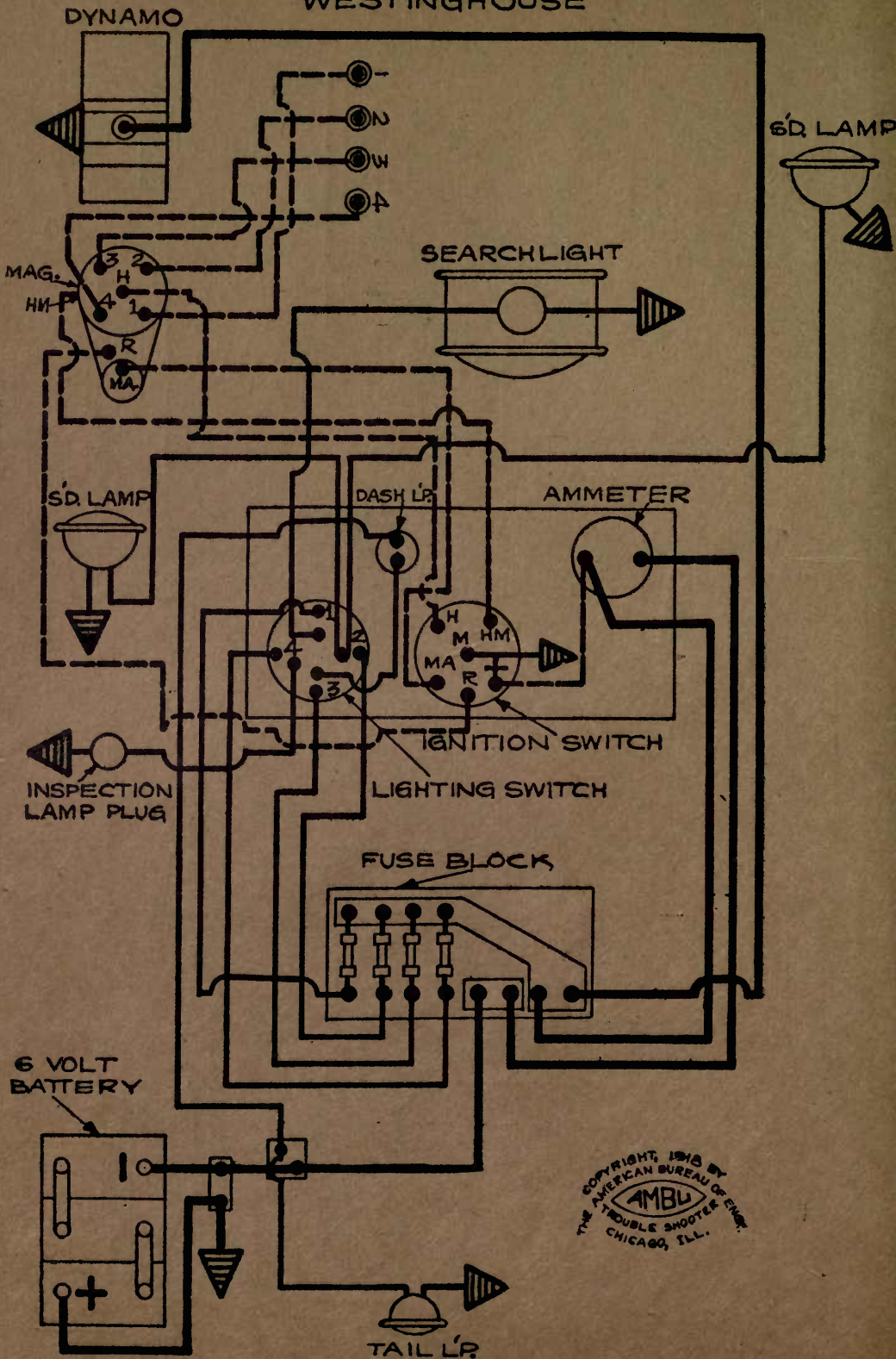
HQ LAMP



COPYRIGHT, 1919 BY
THE AMERICAN BUREAU OF EXCH.
CHICAGO, ILL.

PIERCE-ARROW 2-TON TRUCK - '1919'

WESTINGHOUSE



COPYRIGHT, 1919 BY
 THE AMERICAN BUREAU OF ENGINEERING
 CHICAGO, ILL.

HORN

STARTING MOTOR

IGNITION
COIL \

6 VOLT
BATTERY

STARTING
SWITCH

INSTRUMENT LAMP

LIVE, DASH RECEPTACLE
FOR DOUBLE PLUG CON-
NECTION FOR SPOTLIGHT

TONNEAU L.P.

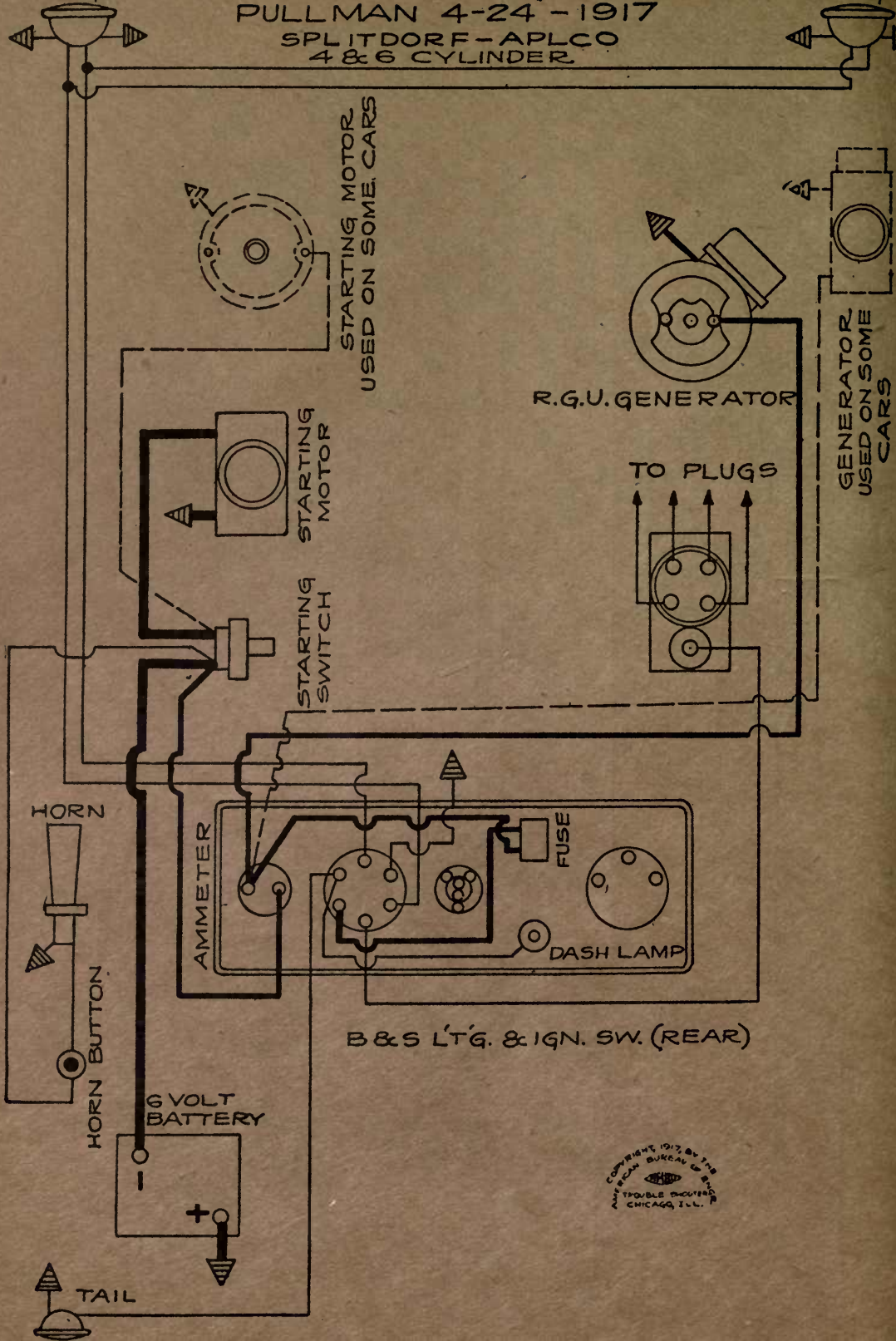
TO MAGNETO GEAR SHIFT

TAIL

HD. LIGHT

PULLMAN '4-24'-1917
SPLITDORF-APLCO
4 & 6 CYLINDER

HD. LIGHT



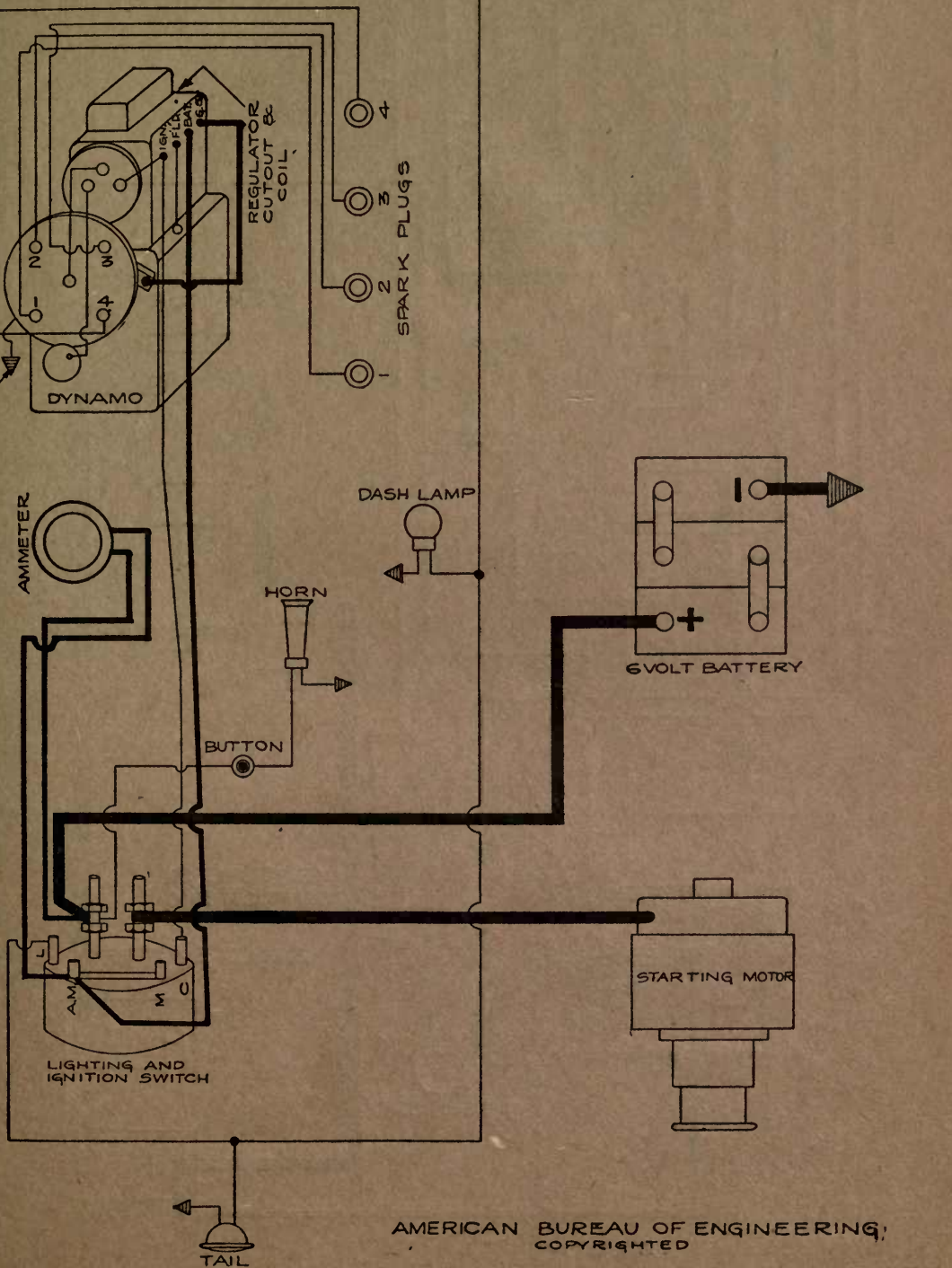
COPYRIGHT 1917 BY THE
ELECTRIC BUREAU OF THE
ELECTRIC LIGHTING COMPANY
CHICAGO, ILL.

L.H.D. LIGHT

REGAL 4-32 MODEL - J - 1917

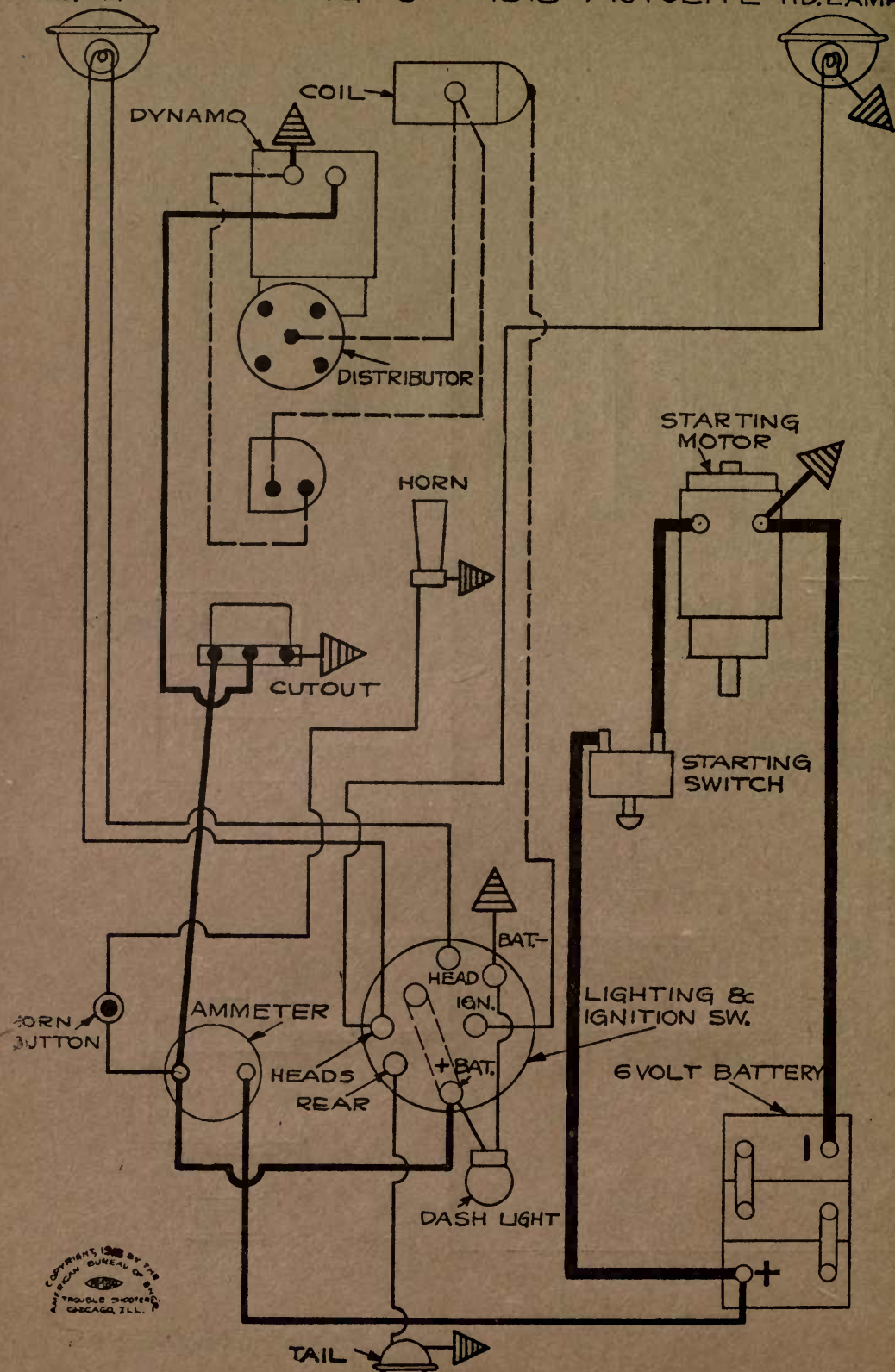
R.H.D. LIGHT

GROUND TO NEGATIVE BRUSH & TO ONE SIDE OF FIELD



AMERICAN BUREAU OF ENGINEERING,
COPYRIGHTED

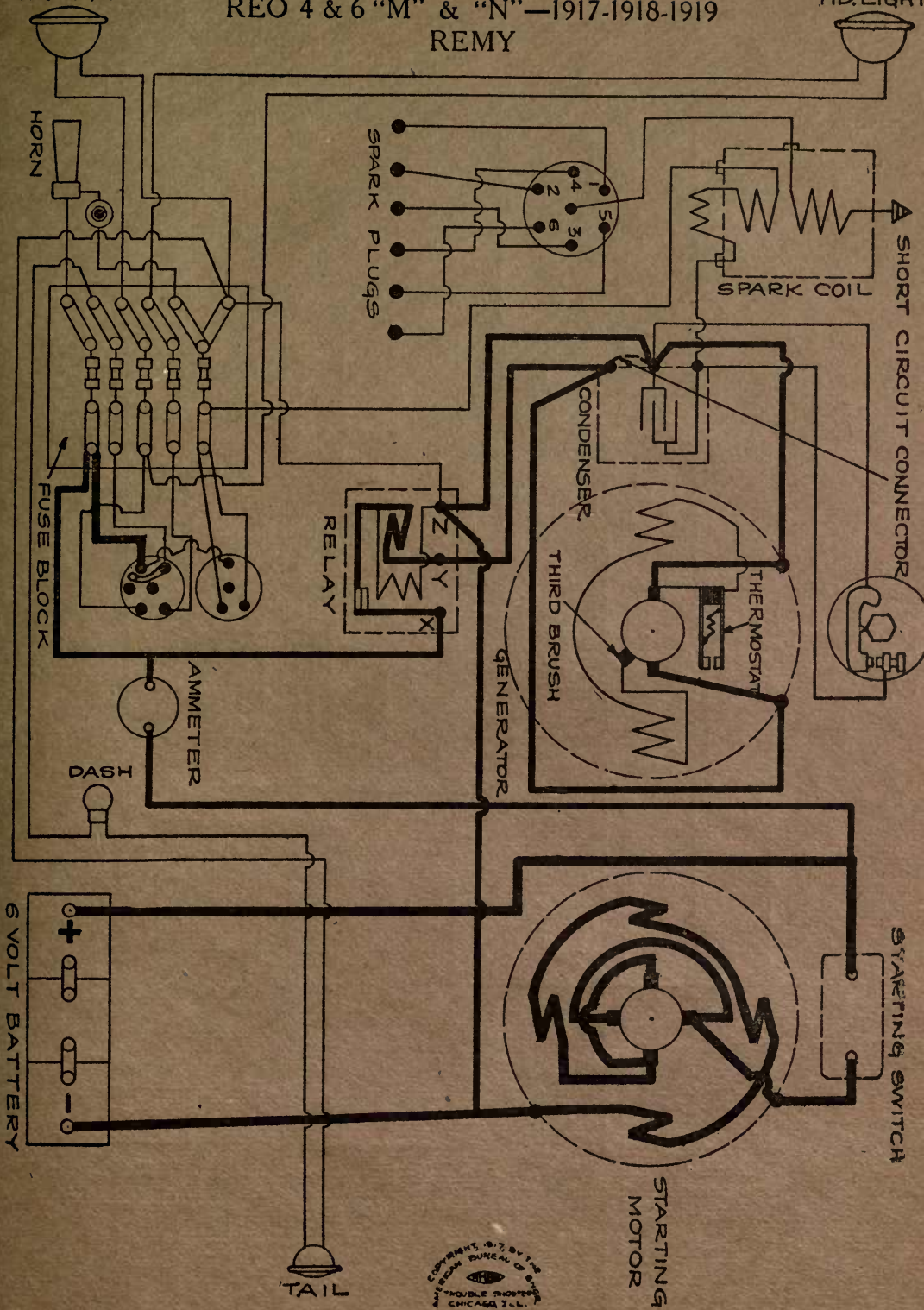
HD. LAMP REGAL 'J' - '1918' - AUTOLITE HD. LAMP



HD. LIGHT

REO 4 & 6 "M" & "N"—1917-1918-1919 REMY

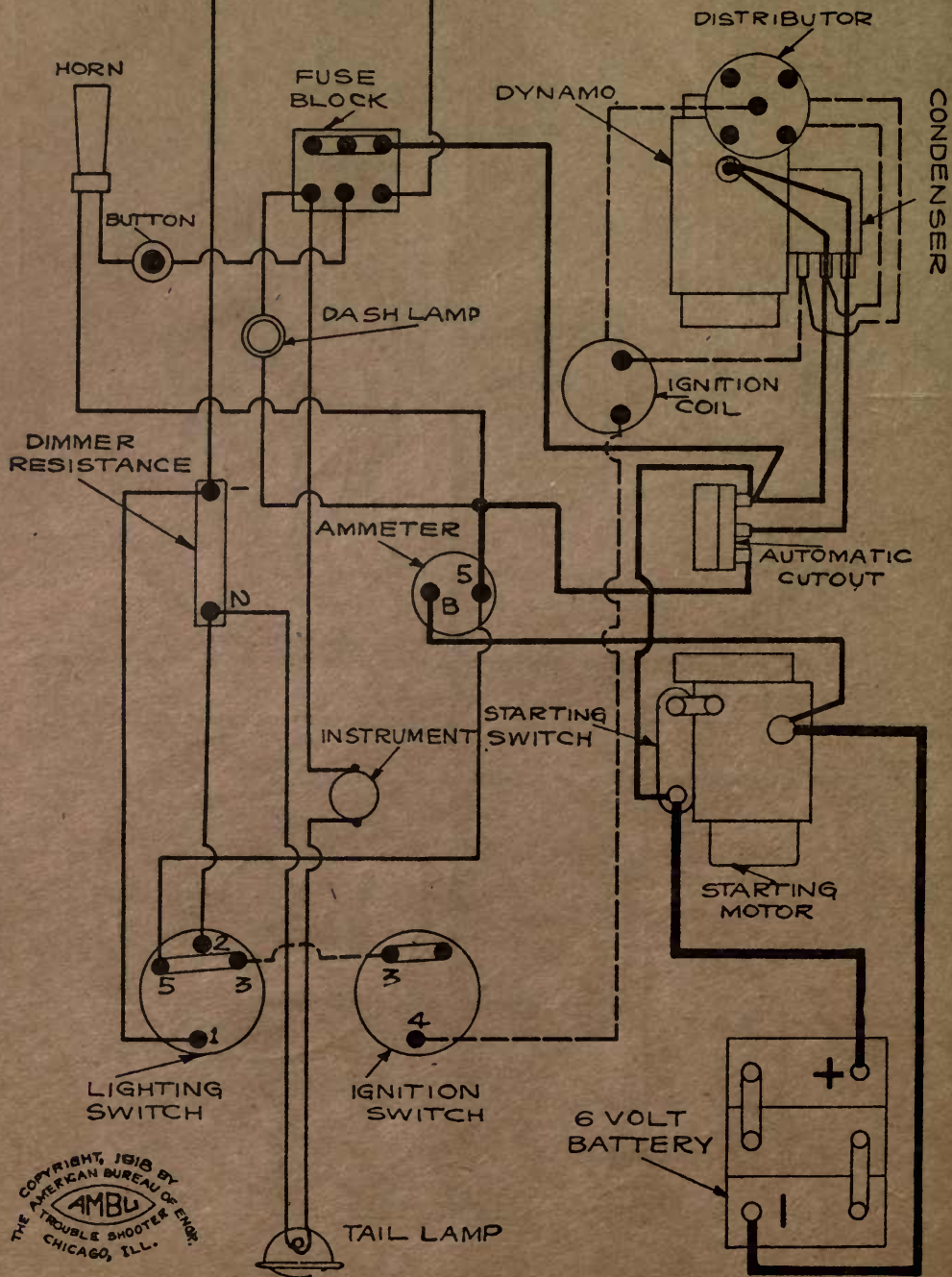
HD. LIGHT



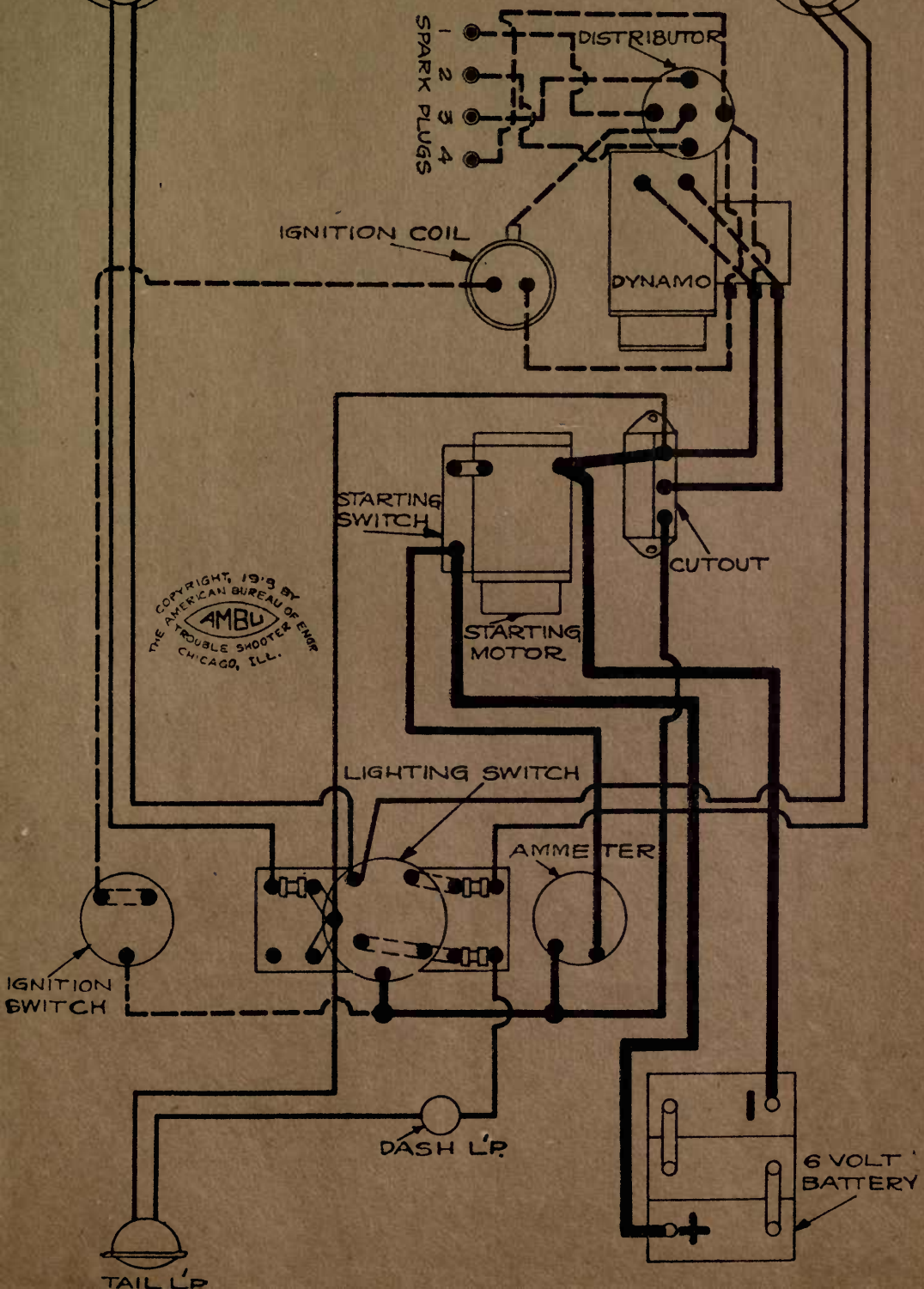
H.D. LAMP

REO—Mod. "T" & "U" 1918-1919
REMY


H.D. LAMP



HD LAMP REO TRUCK "F" 1917-1918-1919 HD LAMP
SERIAL NOS. 12789 TO DATE
REMY

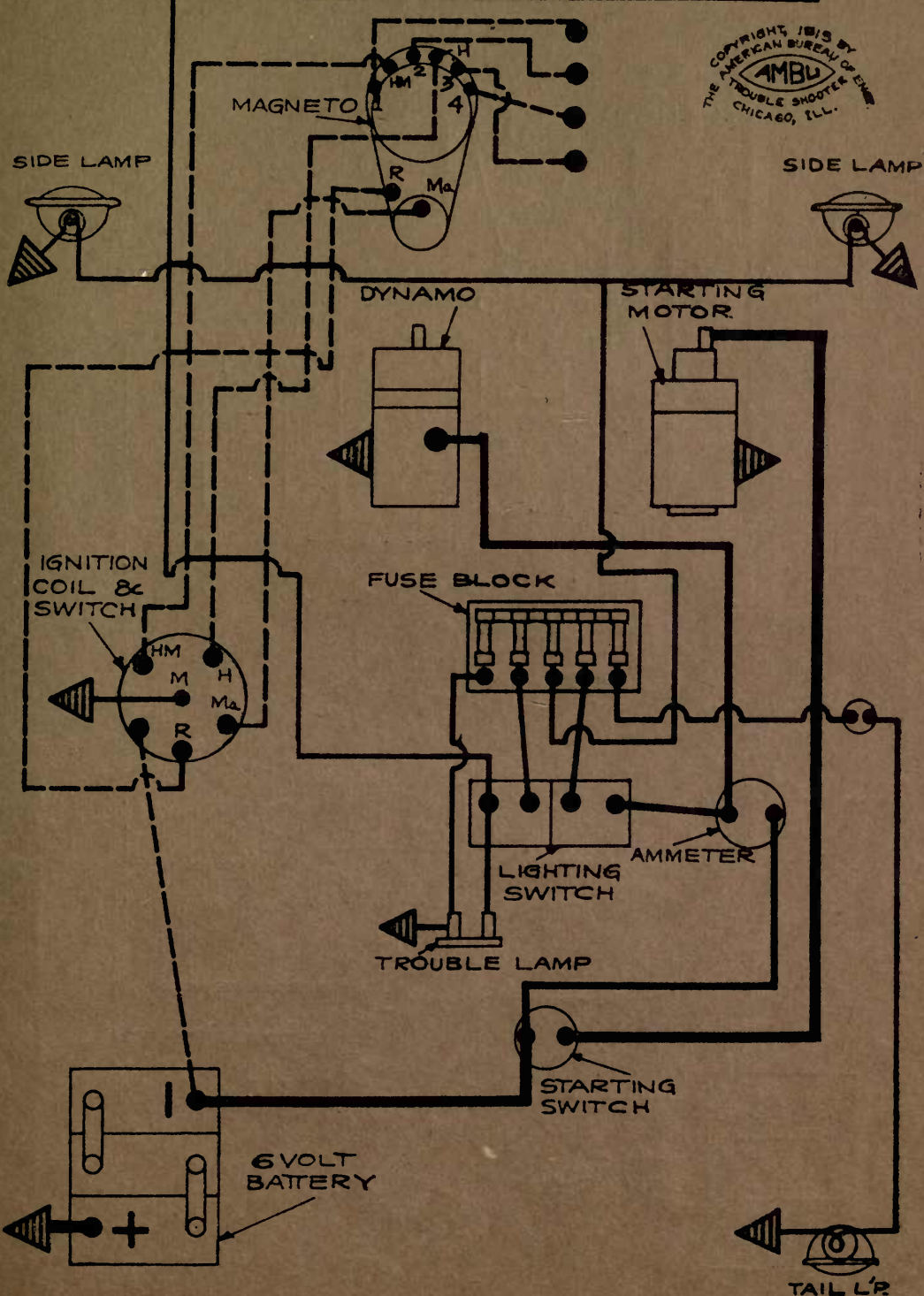


BIJUR - "1917"
ROAMER CAR



HD LAMP RIKER TRUCKS '3&4 TON HD LAMP WESTINGHOUSE TRUCKS USING HEADLIGHTS

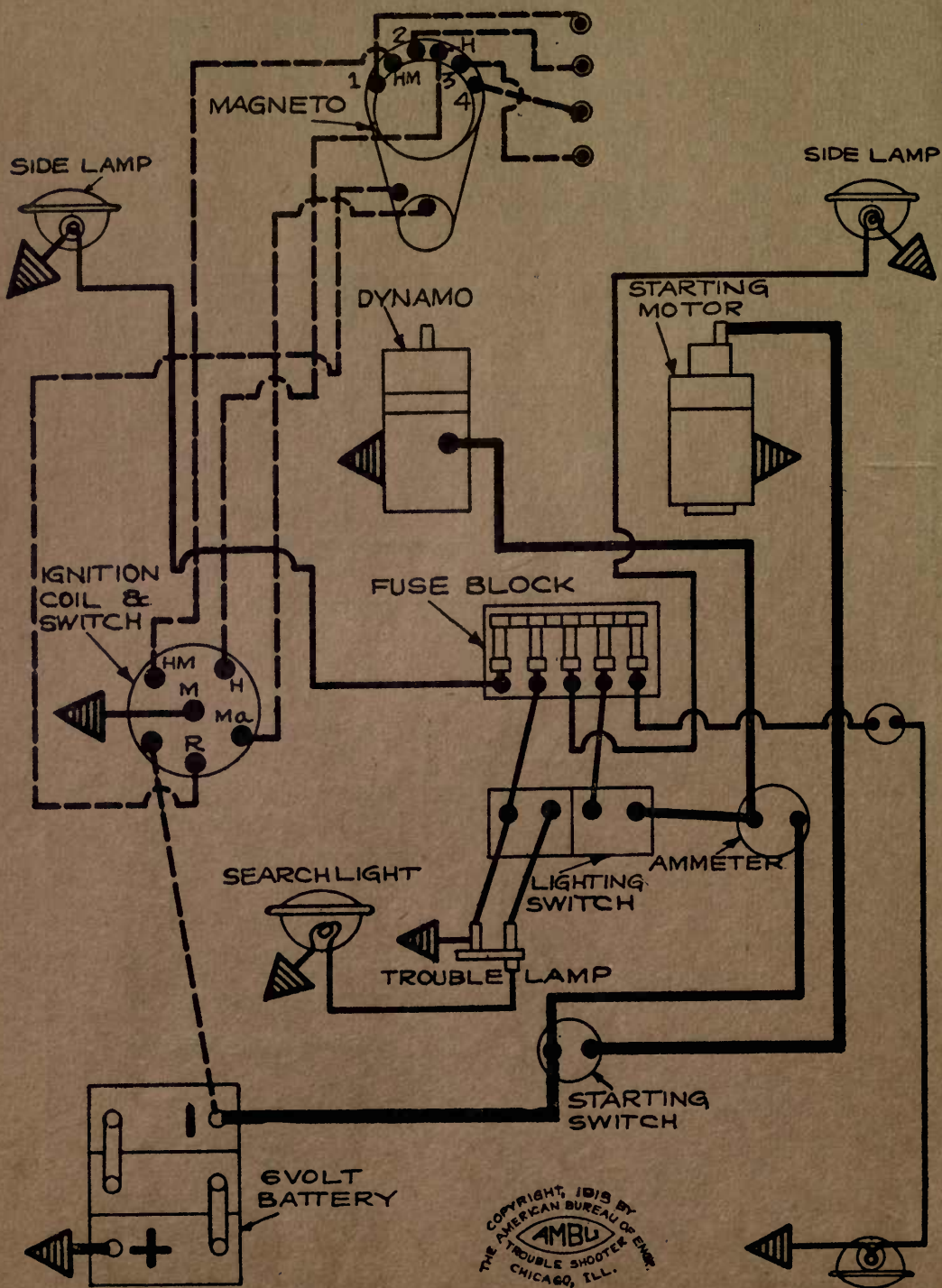
COPYRIGHT, 1915 BY
 THE AMERICAN BUREAU OF ENGINEERING
 CHICAGO, ILL.



RIKER TRUCKS 3&4 TON

WESTINGHOUSE

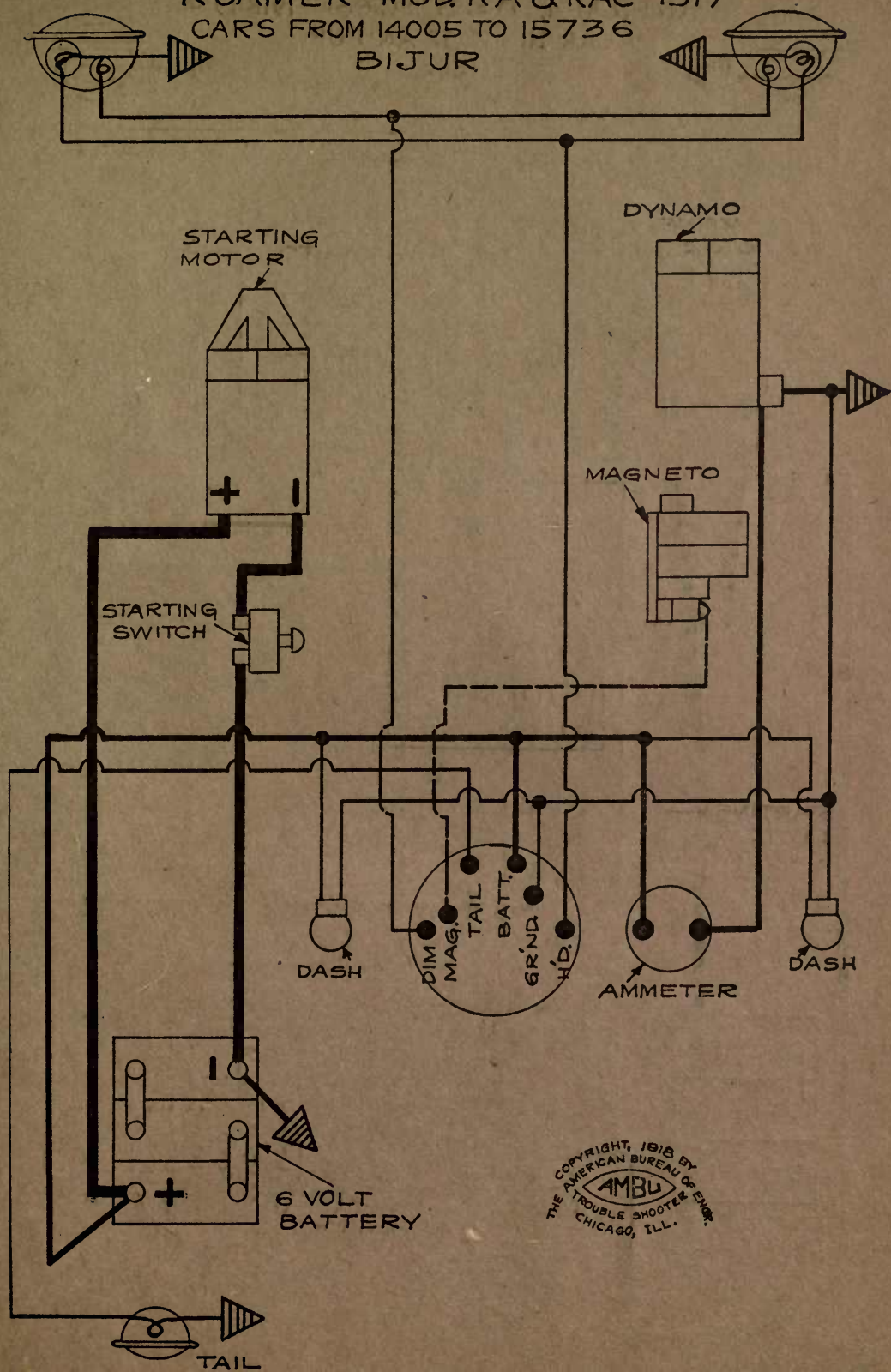
TRUCKS USING SEARCHLIGHTS



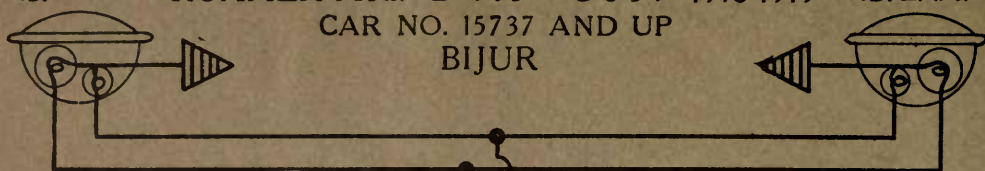
ROAMER-MOD. RA & RAC-1917

CARS FROM 14005 TO 15736

BIJUR



H'D. LAMP ROAMER Mod. "D-4-75" "C-6-54" 1918-1919 H'D. LAMP
CAR NO. 15737 AND UP
BIJUR



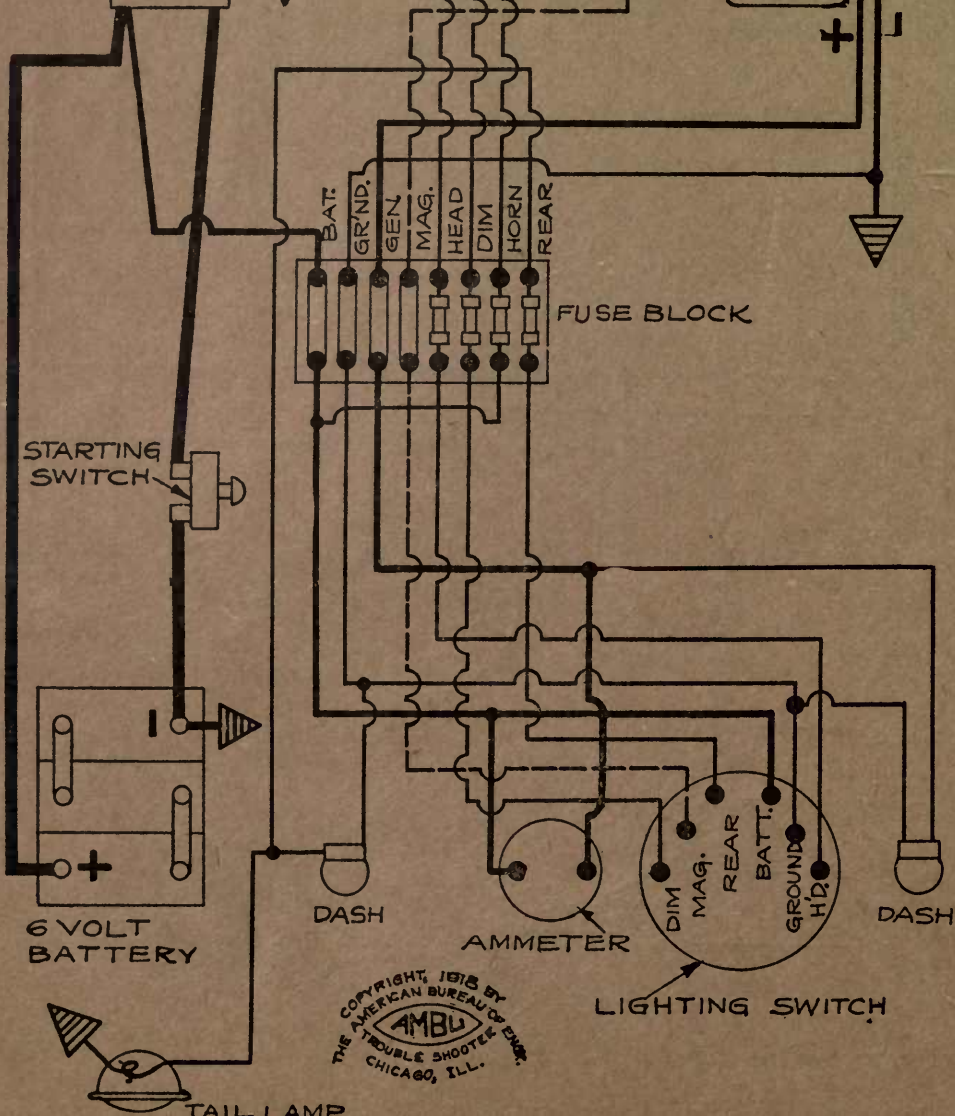


STARTING
MOTOR

HORN

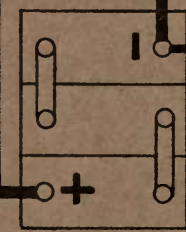
MAGNETO

DYNAMO

BUTTON



STARTING
SWITCH



6 VOLT
BATTERY

DASH

AMMETER

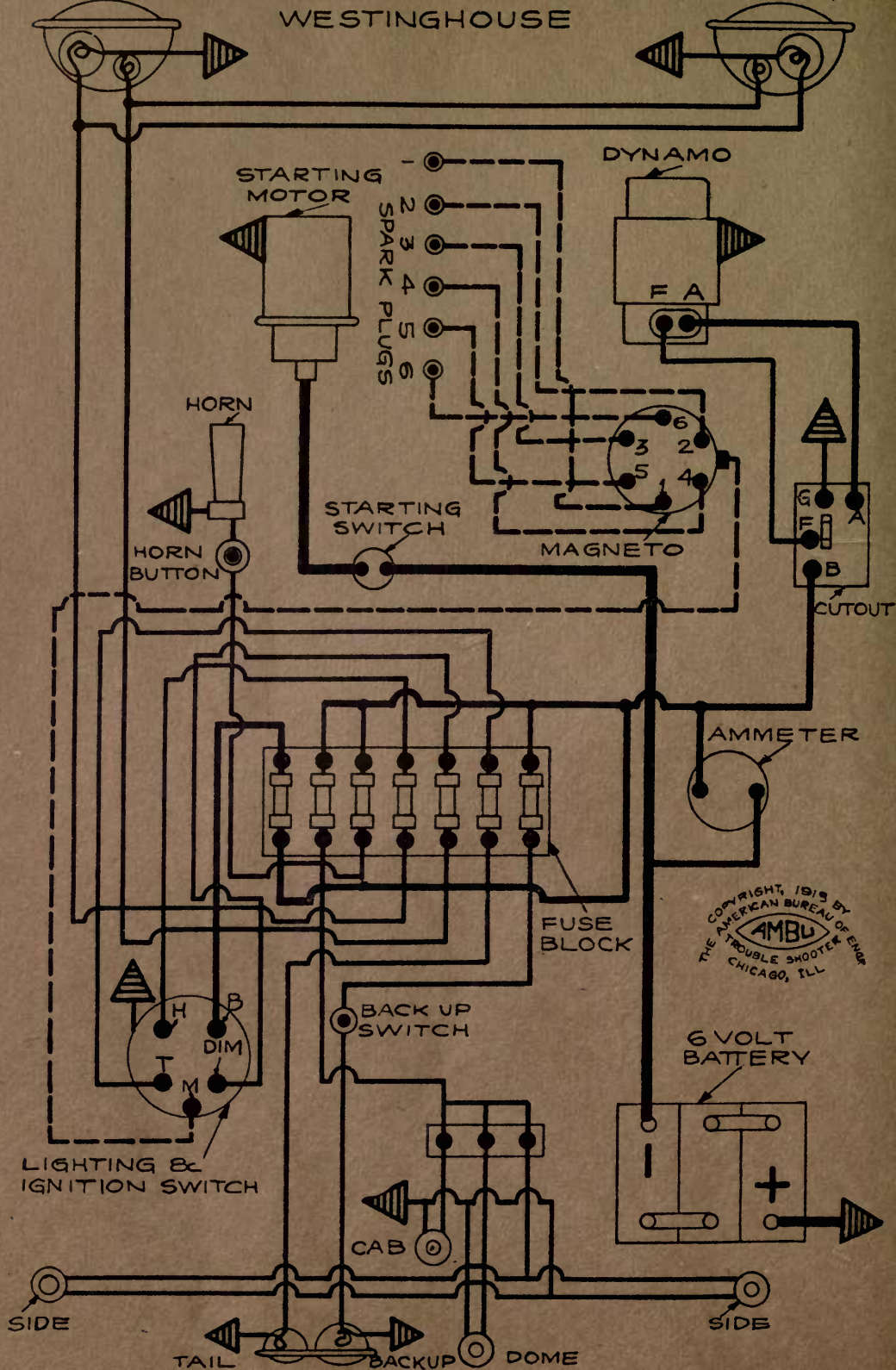
LIGHTING SWITCH

DASH

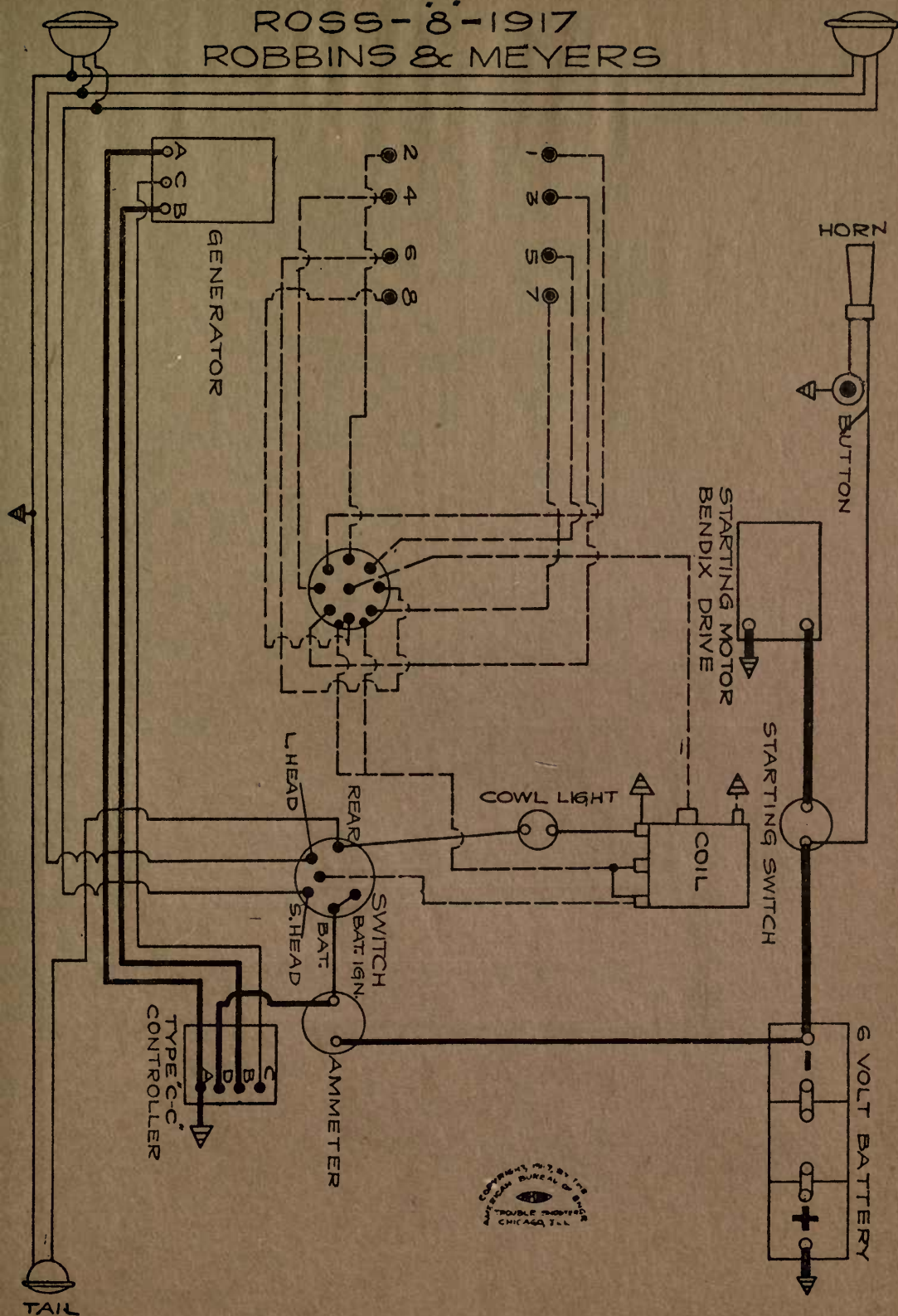
COPYRIGHT, 1918 BY
THE AMERICAN BUREAU OF
TRAFFIC SAFETY
CHICAGO, ILL.

H.D. LAMP ROCKFALLS HEARSE - N^o 9
WESTINGHOUSE

H.D. LAMP



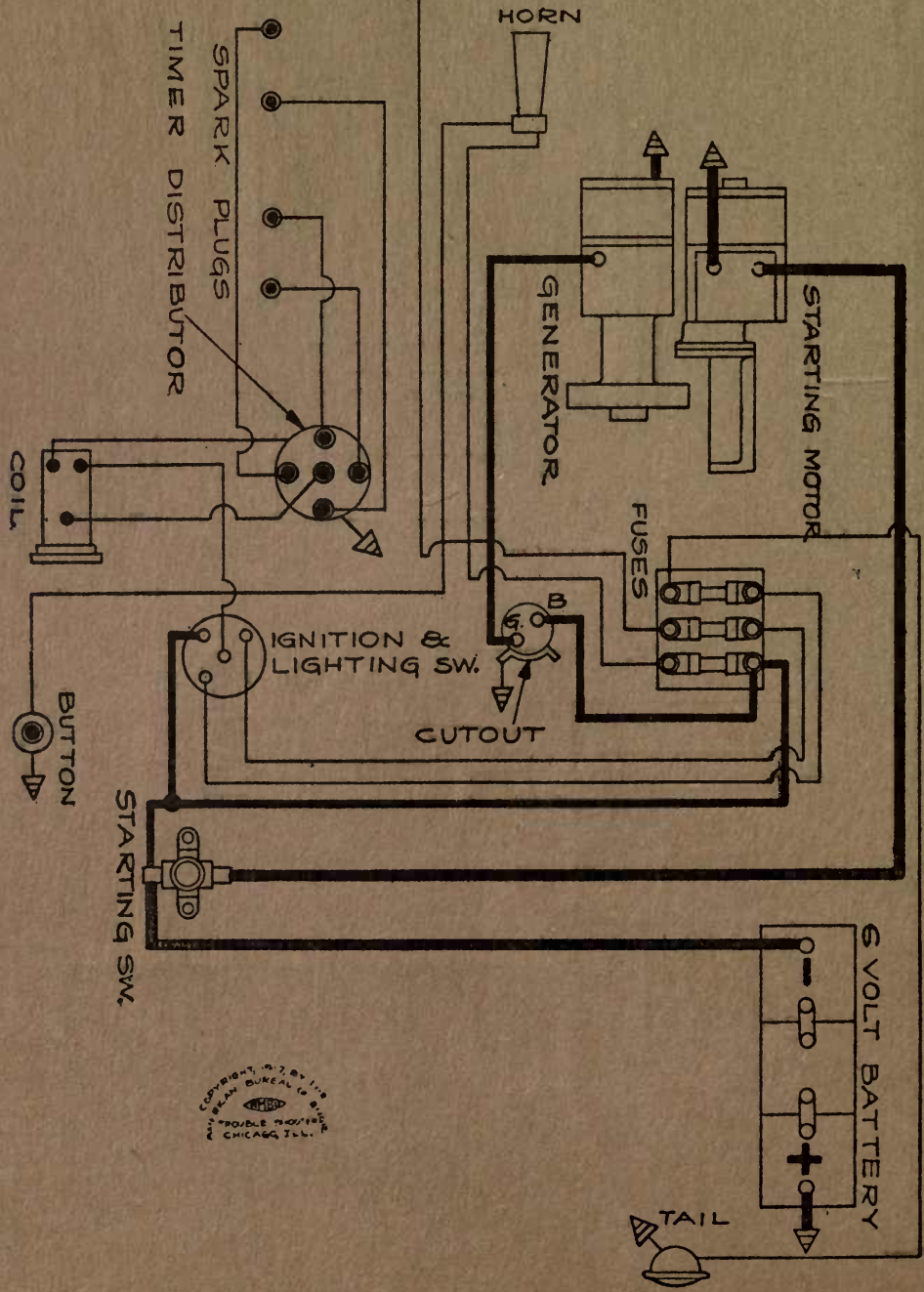
ROSS-8-1917 ROBBINS & MEYERS



Hd. LIGHTS

SAXON "FOUR" - 1916-1917 WAGNER

Hd. LIGHTS

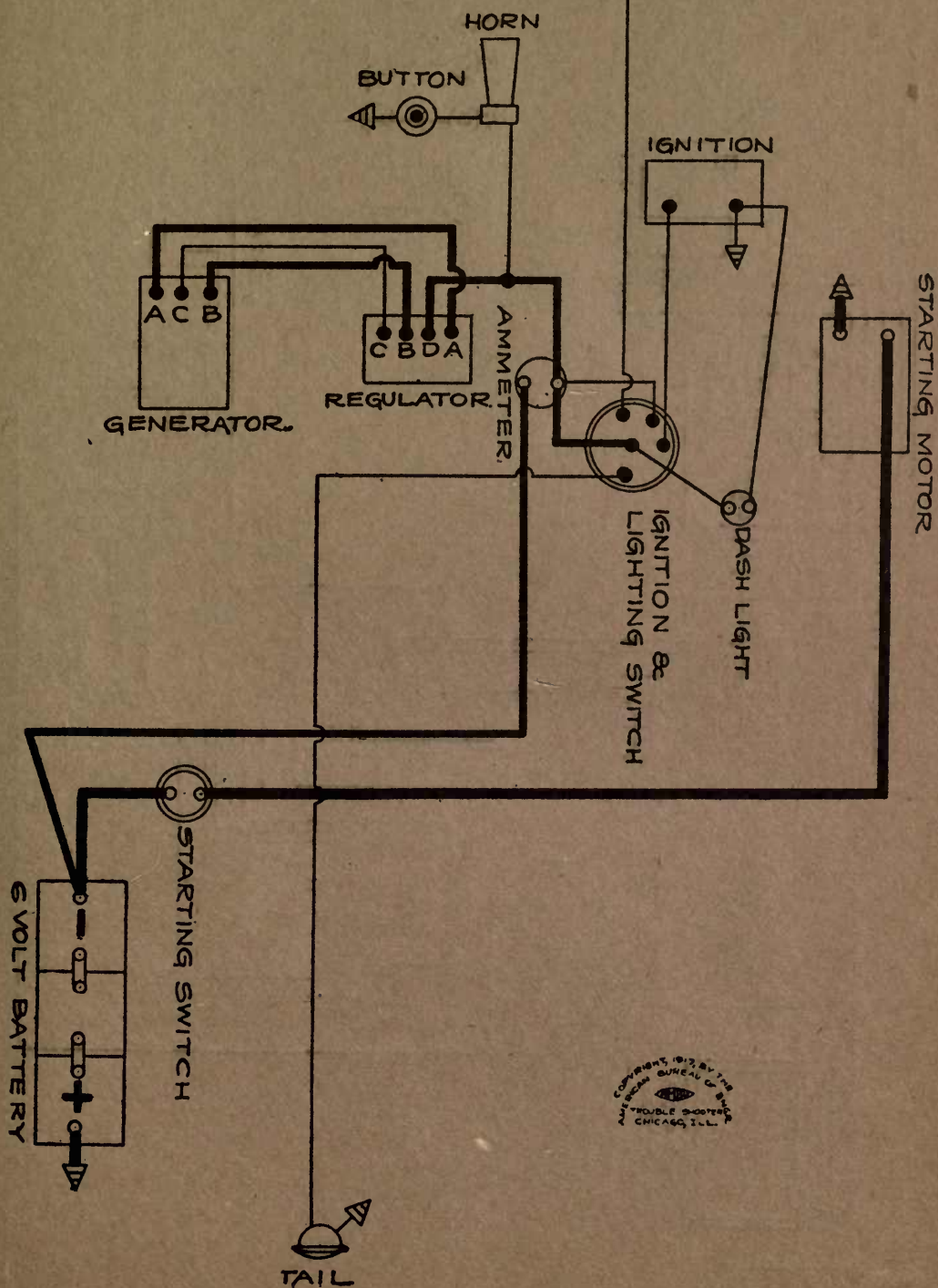


COPYRIGHT, 1917, BY THE
PACIFIC BUREAU OF
ELECTRICITY
CHICAGO, ILL.

HD. LIGHT

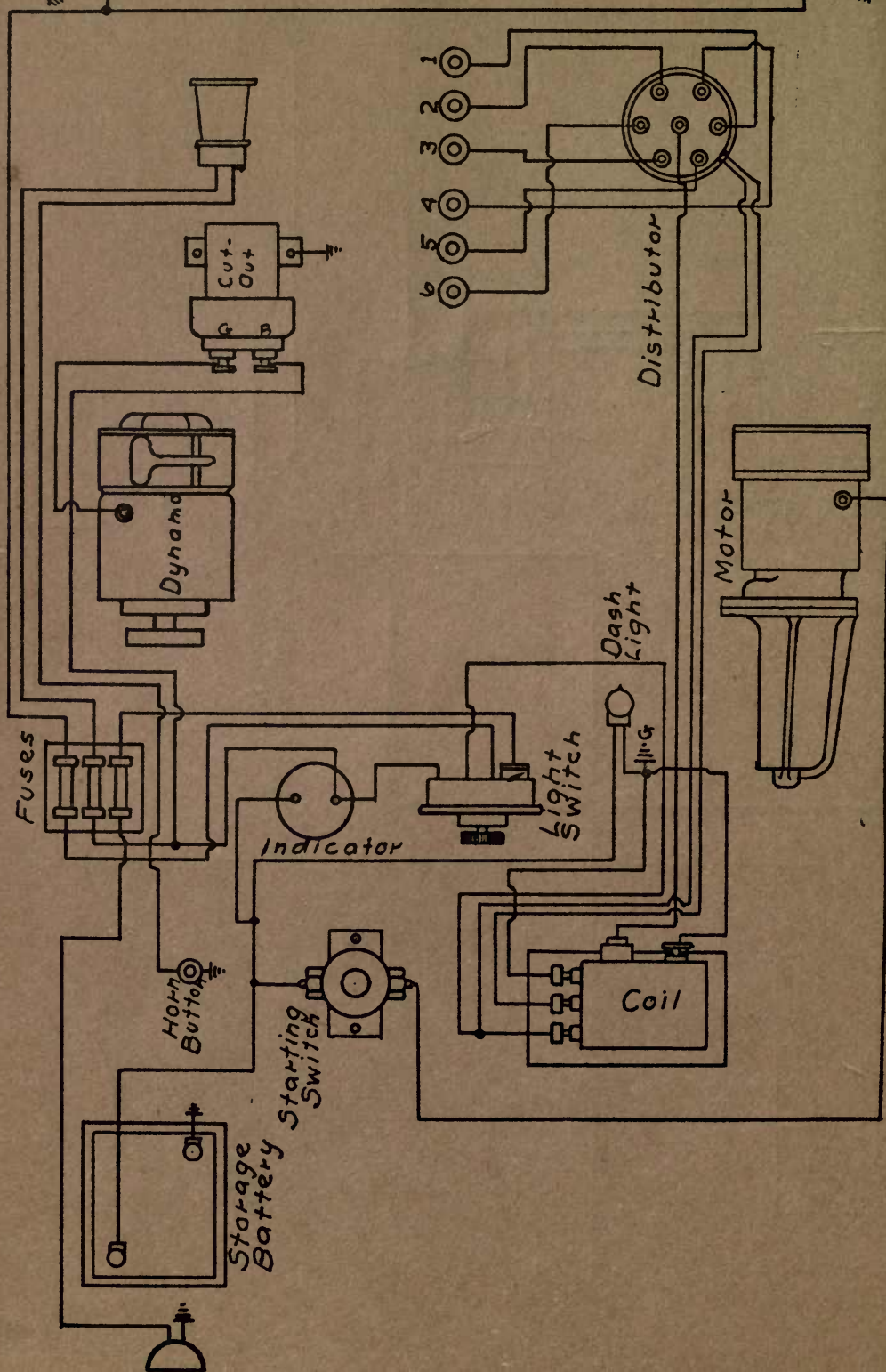
SAXON "SIX" - 1916-1917 DETROIT

HD. LIGHT



COPYRIGHT 1917 BY THE
MOTOR BUREAU OF THE
"POUBLE SHOOTER"
CHICAGO, ILL.

SAXON "SIX"—1916-1917-1918-1919
WAGNER



HQ LAMP

SAYERS & SCOVILLE "6 CYL."

1917-1918-1919

DELCO

HQ LAMP

STARTING
MOTOR
Nº 102

HORN

DASH

DISTRIBUTOR

IGNITION
COIL

DYNAMO
Nº 101

HORN
BUTTON

AMMETER

COMBINATION
SWITCH

CIRCUIT BREAKER

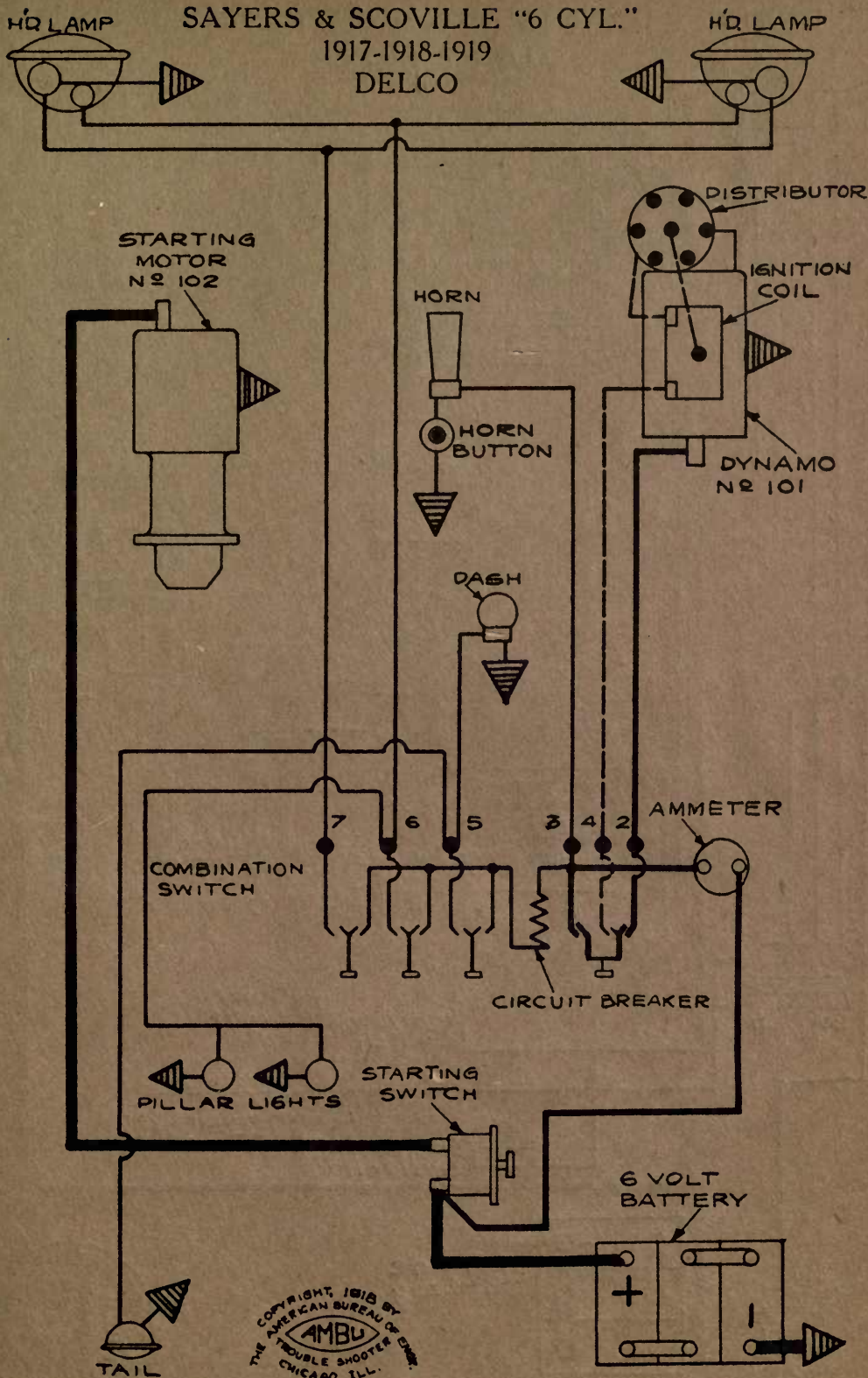
PILLAR LIGHTS

STARTING
SWITCH

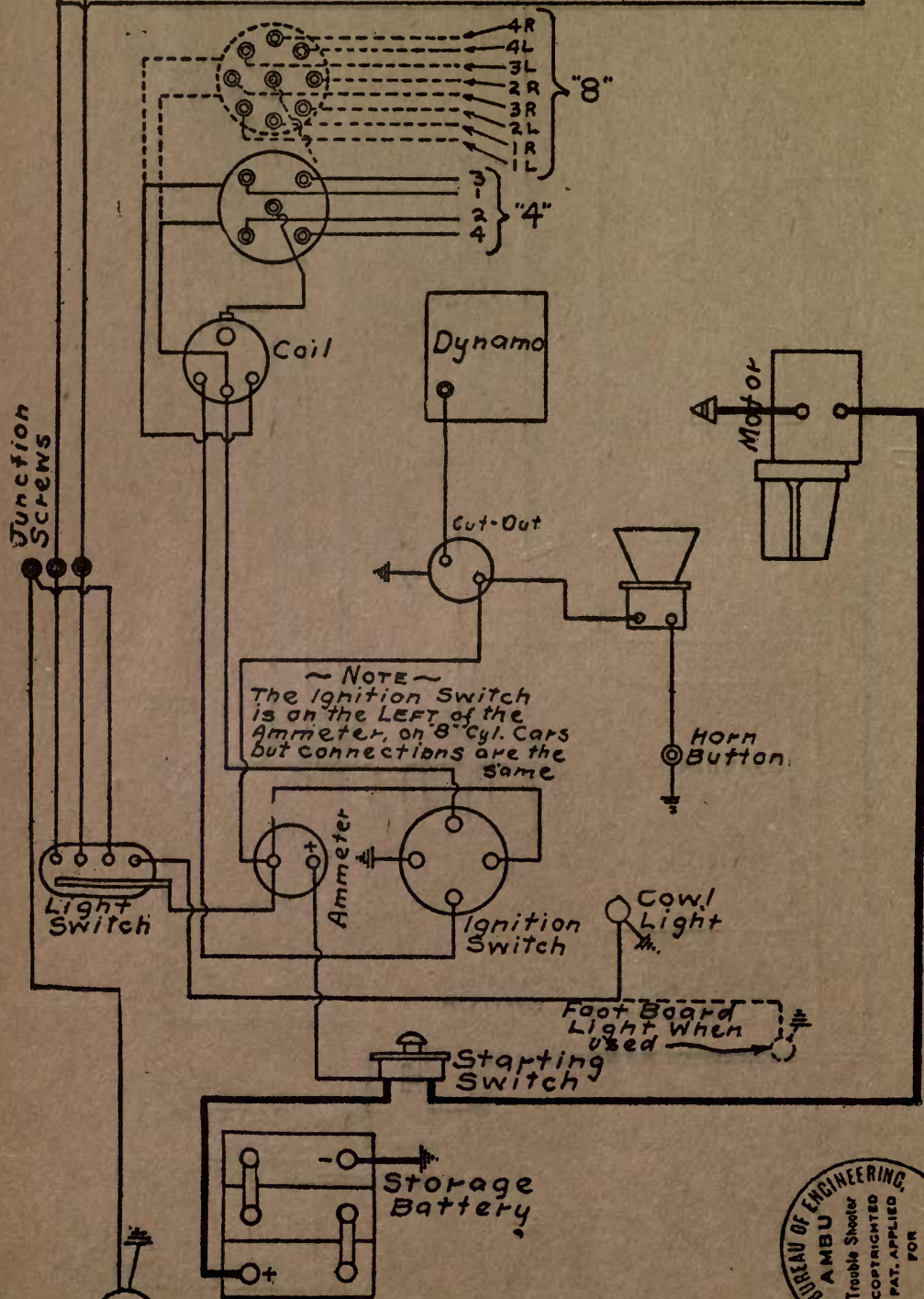
6 VOLT
BATTERY

TAIL

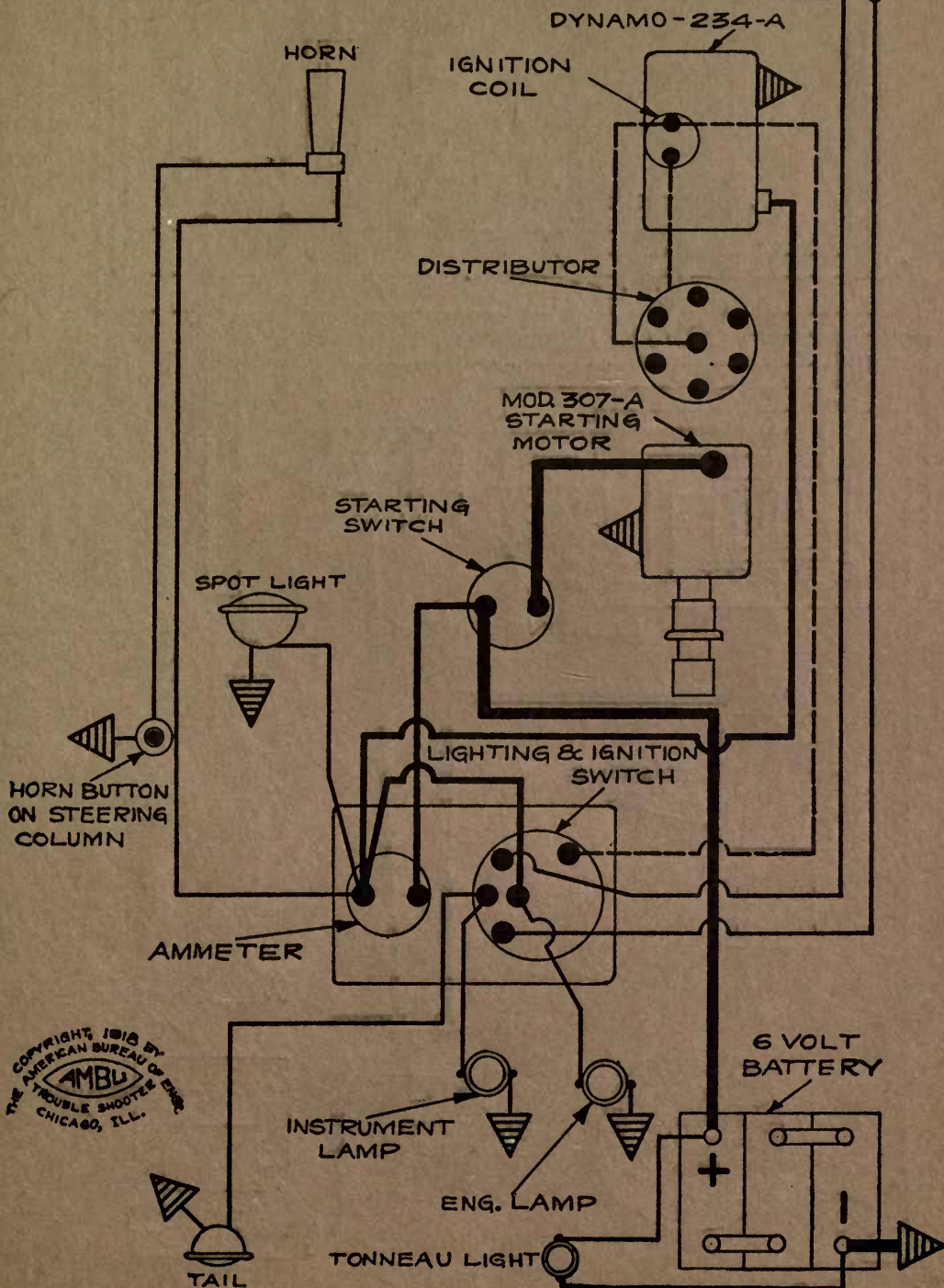
COPYRIGHT, 1918 BY
THE AMERICAN BUREAU OF
ELECTRICITY
CHICAGO, ILL.



SCRIPPS-BOOTH "4 & 8" - 1916-17 WAGNER



HD. LAMP SCRIPPS-BOOTH "6-39" "40" 1918-1919 HD. LAMP REMY

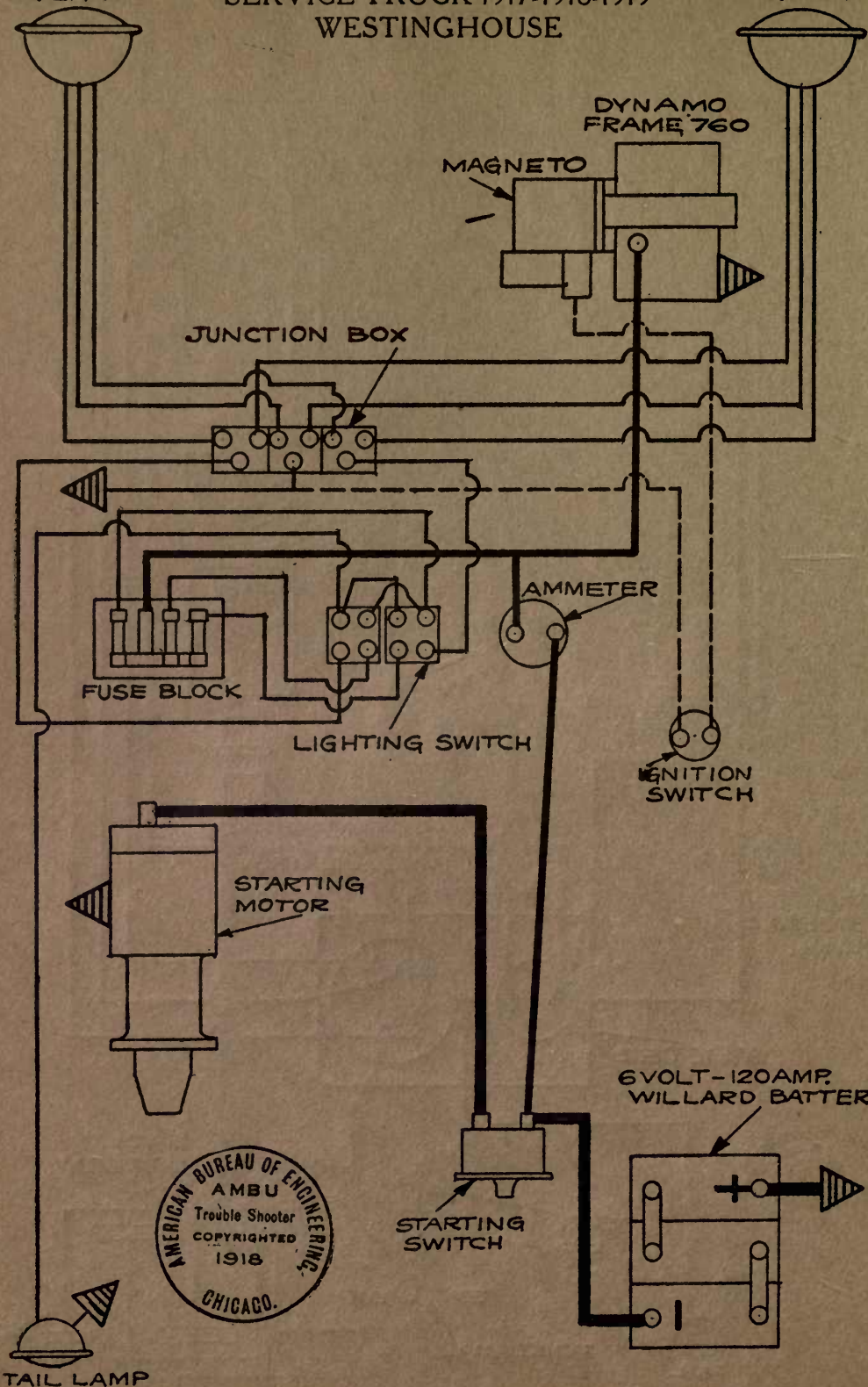


COPYRIGHT, 1918 BY
 THE AMERICAN BUREAU OF ENGINEERING
 CHICAGO, ILL.
 THE TROUBLE SHOOTER

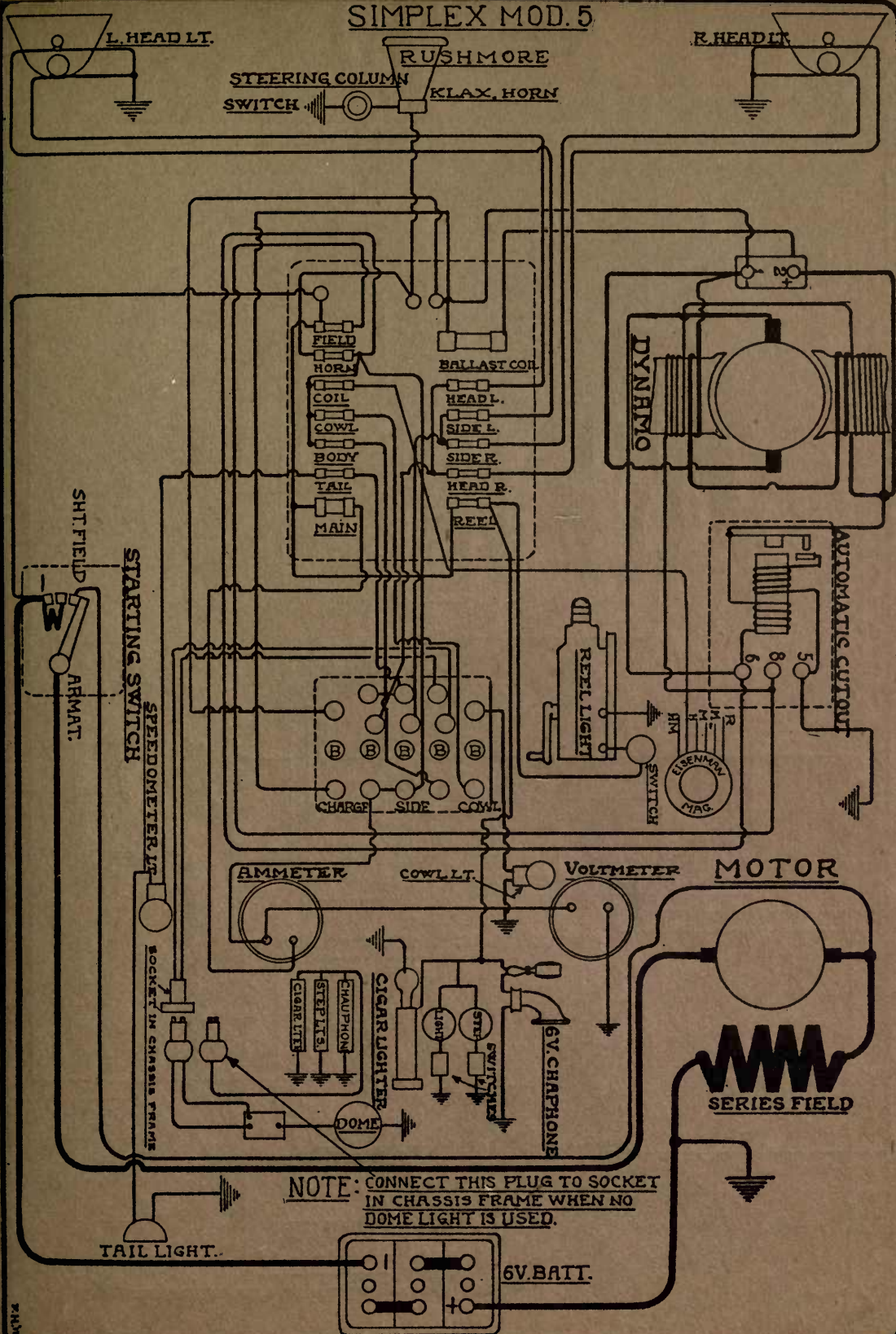
H.D. LAMP

SERVICE TRUCK 1917-1918-1919 WESTINGHOUSE

H.D. LAMP

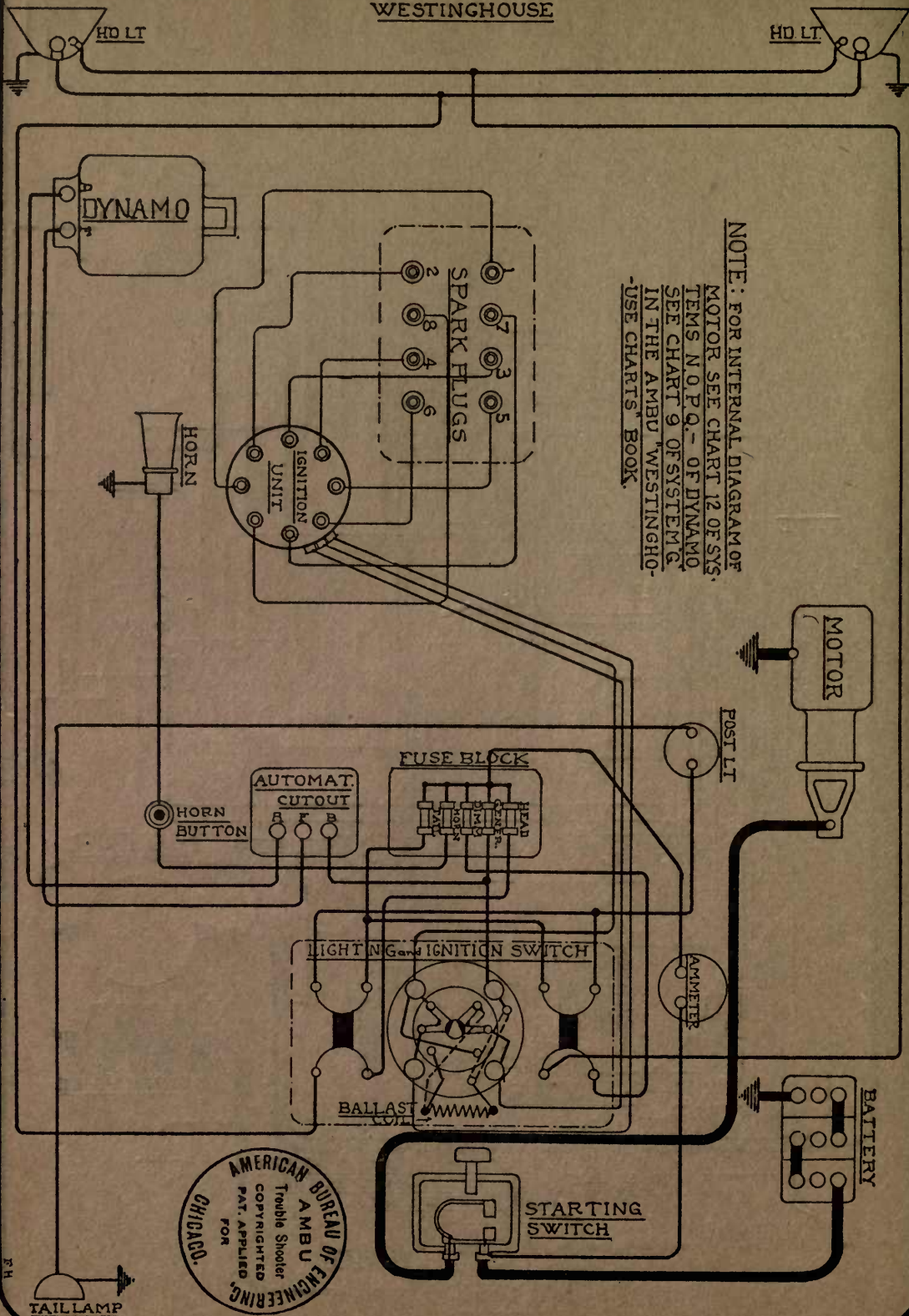


SIMPLEX MOD. 5




STANDARD E 1917

WESTINGHOUSE



NOTE: FOR INTERNAL DIAGRAM OF MOTOR SEE CHART 12 OF SYSTEMS N.O.P. - OF DYNAMO SEE CHART 9 OF SYSTEMS IN THE AMBU "WESTINGHOUSE CHARTS" BOOK.



H'D. LIGHT

STANDARD-MODEL "F" 1917 SPLIT DORF-APELCO

H'D. LIGHT

GENERATOR

HORN

HORN
BUTTON

DASH
LIGHT

STARTING
MOTOR

STARTING
SWITCH

6 VOLT BATTERY

AMMETER

TAIL

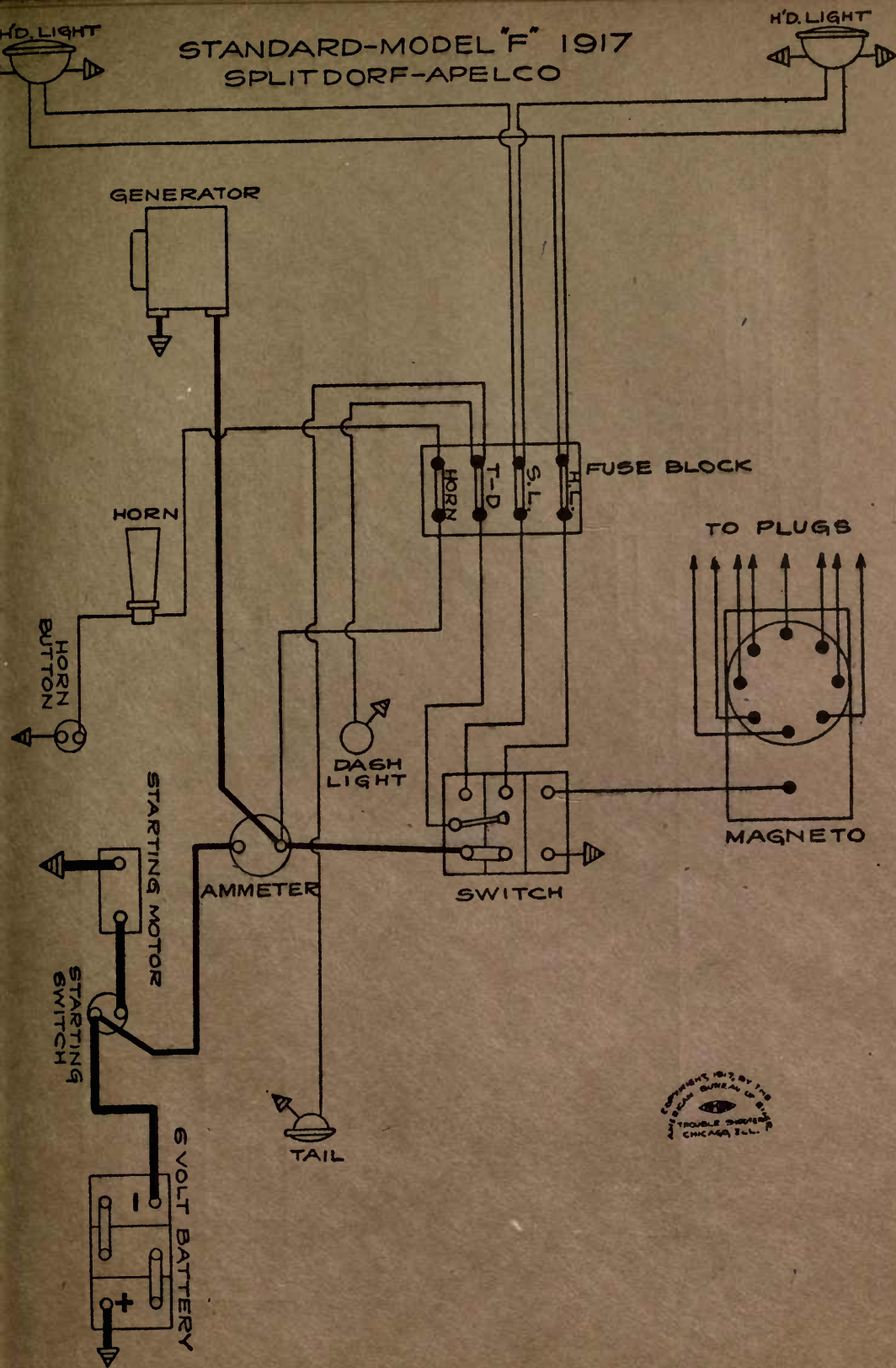
SWITCH

FUSE BLOCK

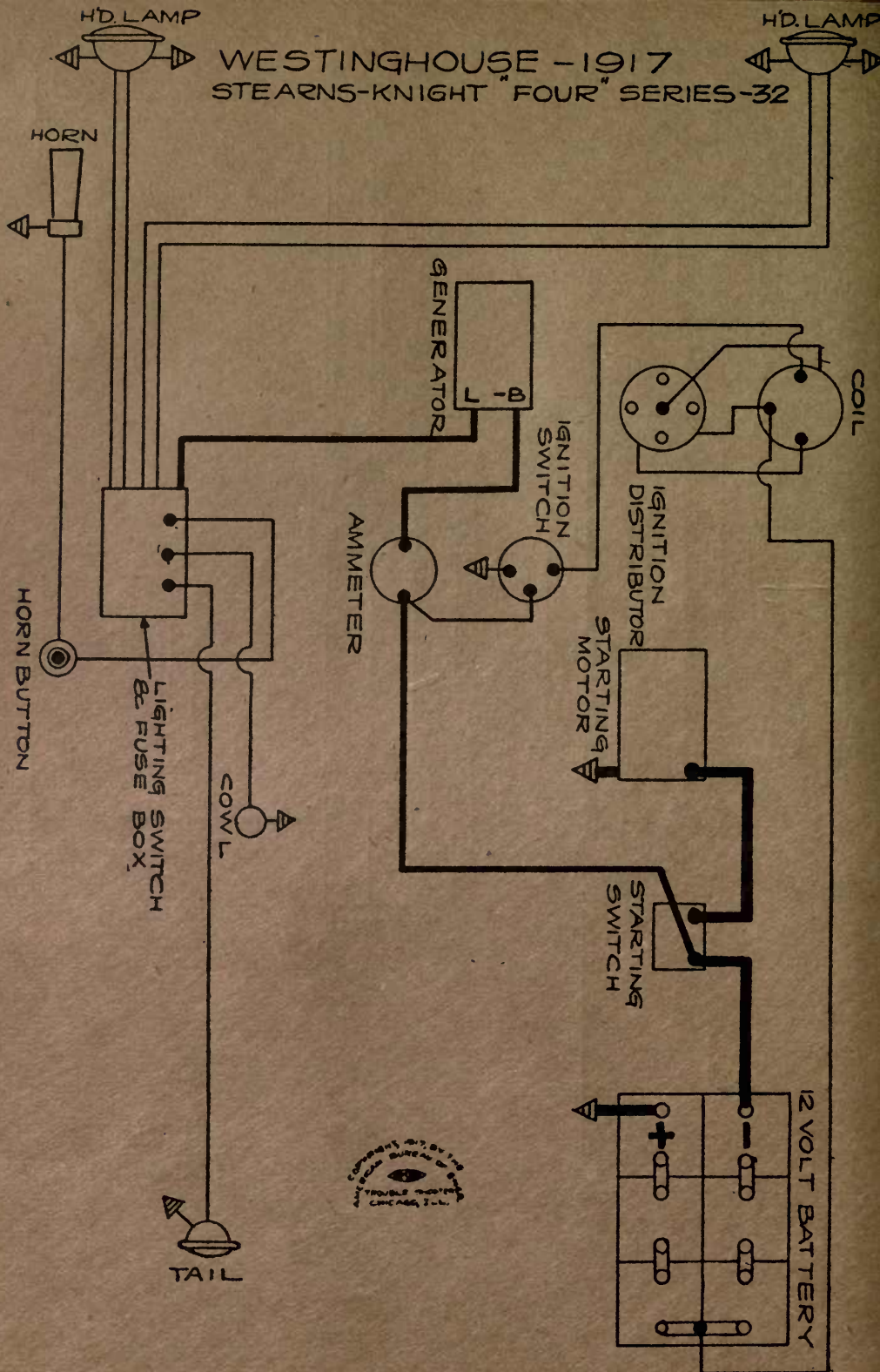
TO PLUGS

MAGNETO

COPYRIGHT 1917 BY THE
AUTOMOBILE BUREAU OF AMERICA
TROUBLE SHOOTING
CHICAGO, ILL.

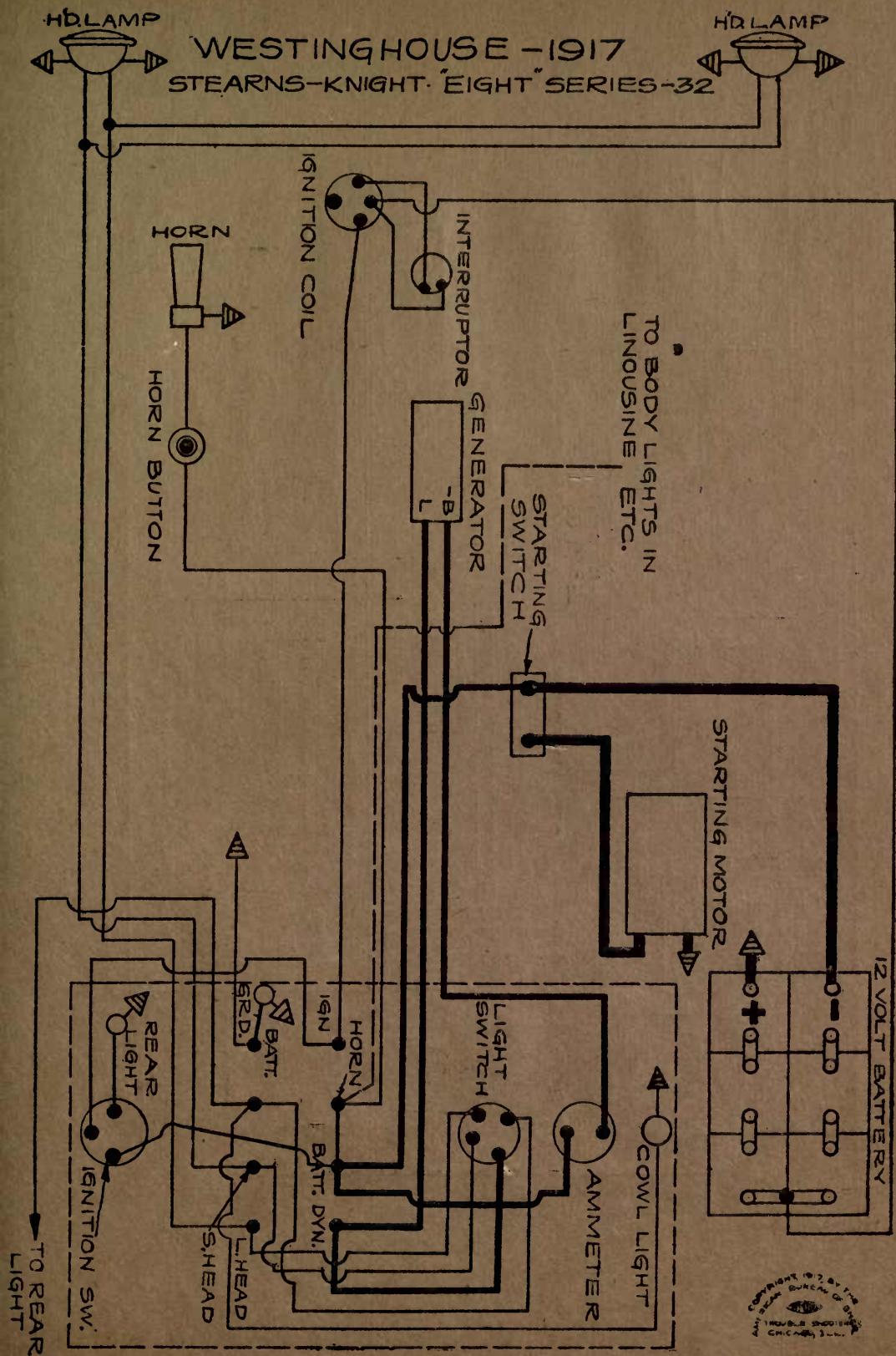


WESTINGHOUSE - 1917 STEARNS-KNIGHT "FOUR" SERIES-32



WESTINGHOUSE - 1917

STEARNS-KNIGHT "EIGHT" SERIES-32

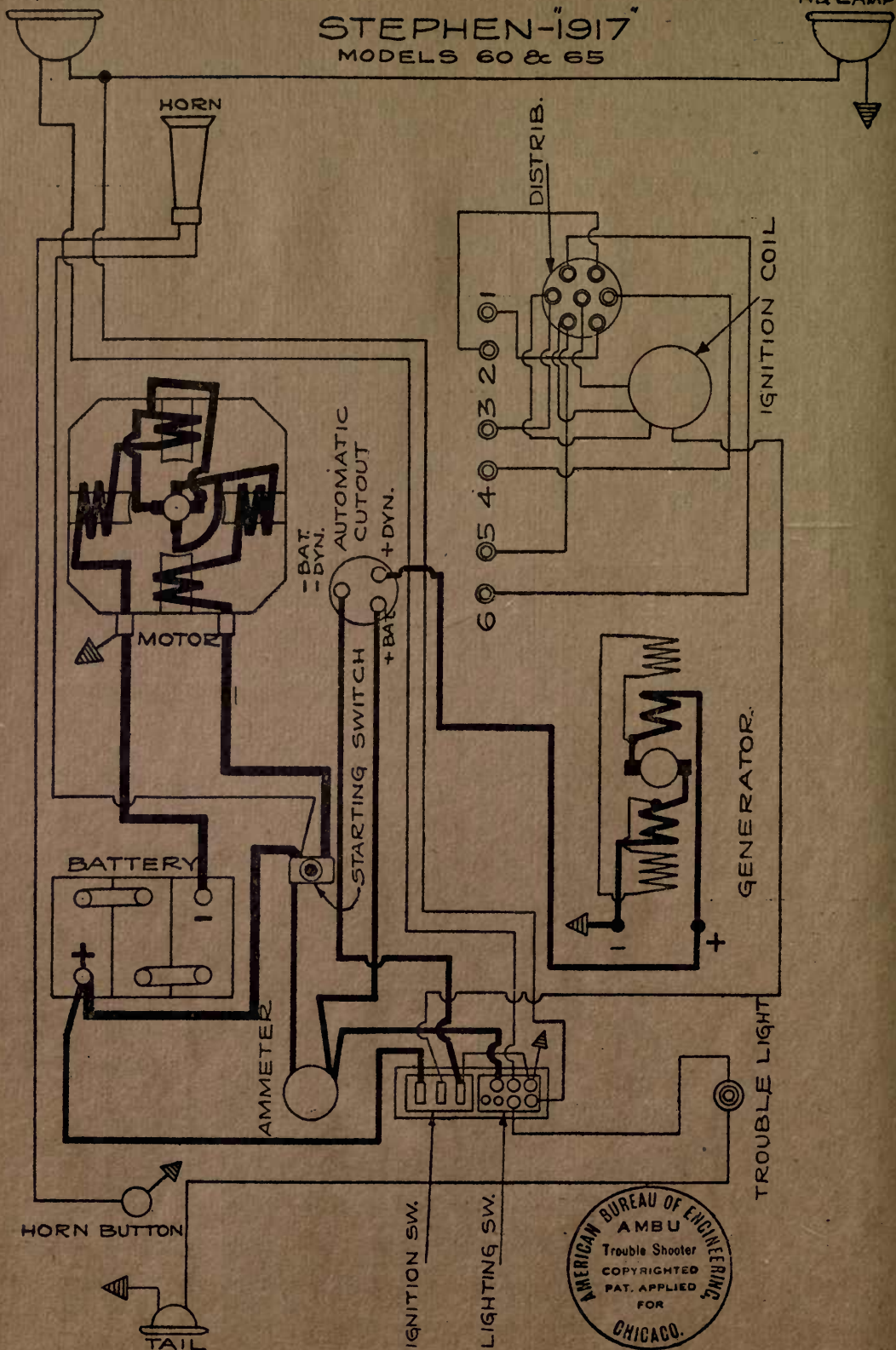


HQ LAMP

HQ LAMP

STEPHEN-1917


MODELS 60 & 65



AMERICAN BUREAU OF ENGINEERING
AMBU
Trouble Shooter
COPYRIGHTED
PAT. APPLIED
FOR
CHICAGO.

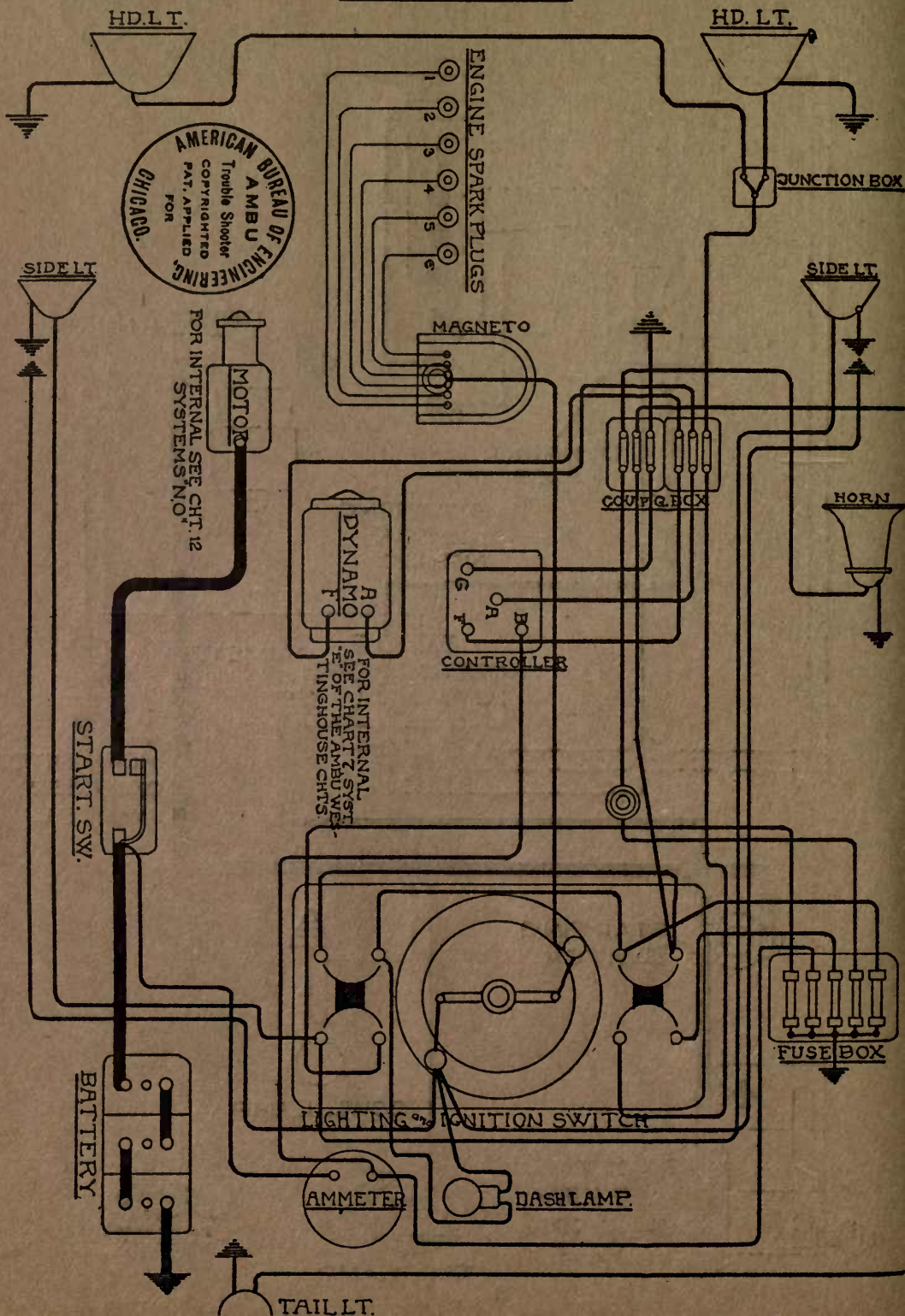
L.HÓ. LAMP

R. HD. LAMP

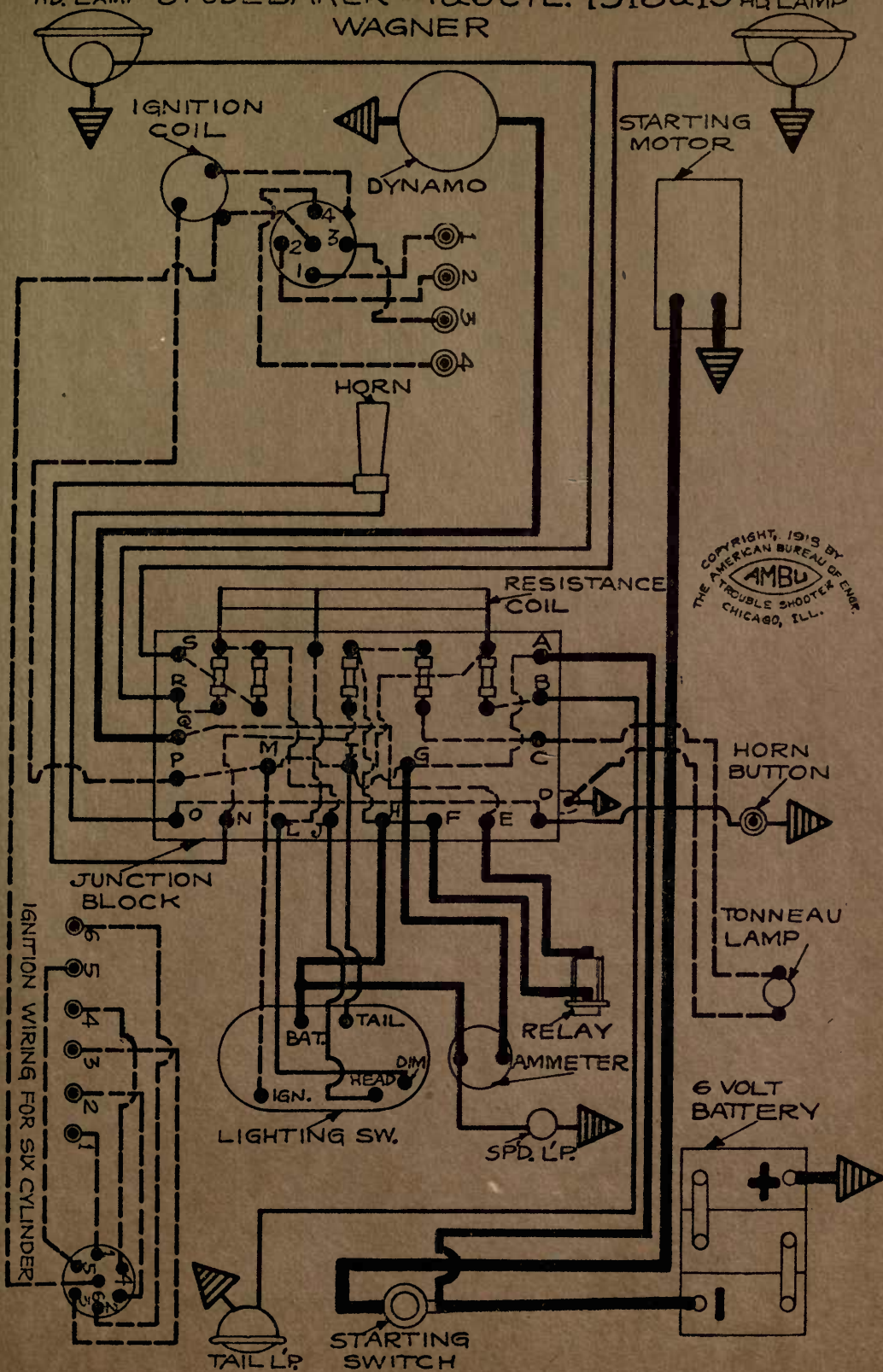


19 STEWART-TOURING 17

WESTINGHOUSE



HD. LAMP STUDEBAKER -4&6 CYL. 1918&19 HD. LAMP
WAGNER

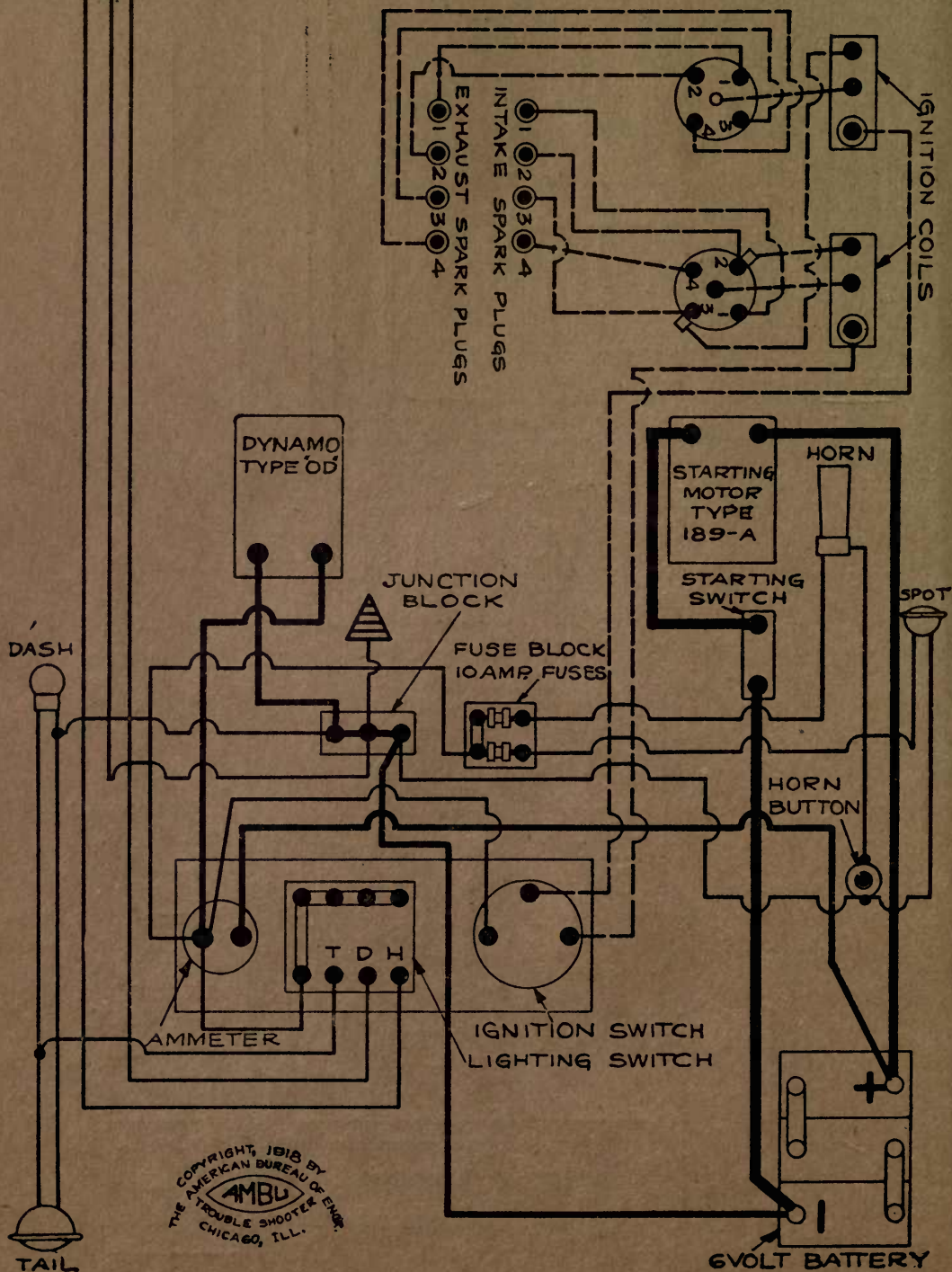


COPYRIGHT, 1919 BY
THE AMERICAN BUREAU OF ENGINE
TROUBLE SHOOTERS
CHICAGO, ILL.

HD. LAMP

STUTZ 1918-1919
REMY

HD. LAMP



COPYRIGHT, 1918 BY
THE AMERICAN BUREAU OF ENGINEERING
CHICAGO, ILL.

HEAD LT

SUN LIGHT SIX—1917 REMY

HEAD LT

FOR INTERNAL WIRING
SEE CHART 1907 THE
"REMY CHARTS" BOOK
—SYSTEM "Q"—
FUSE WIRE
RELAY REGULATOR No. 60A

HORN

CIRCUIT BRK.

IGNITION COIL

START. SW.

DISTRIBUTOR

SPARK PLUGS

DYNAMO.

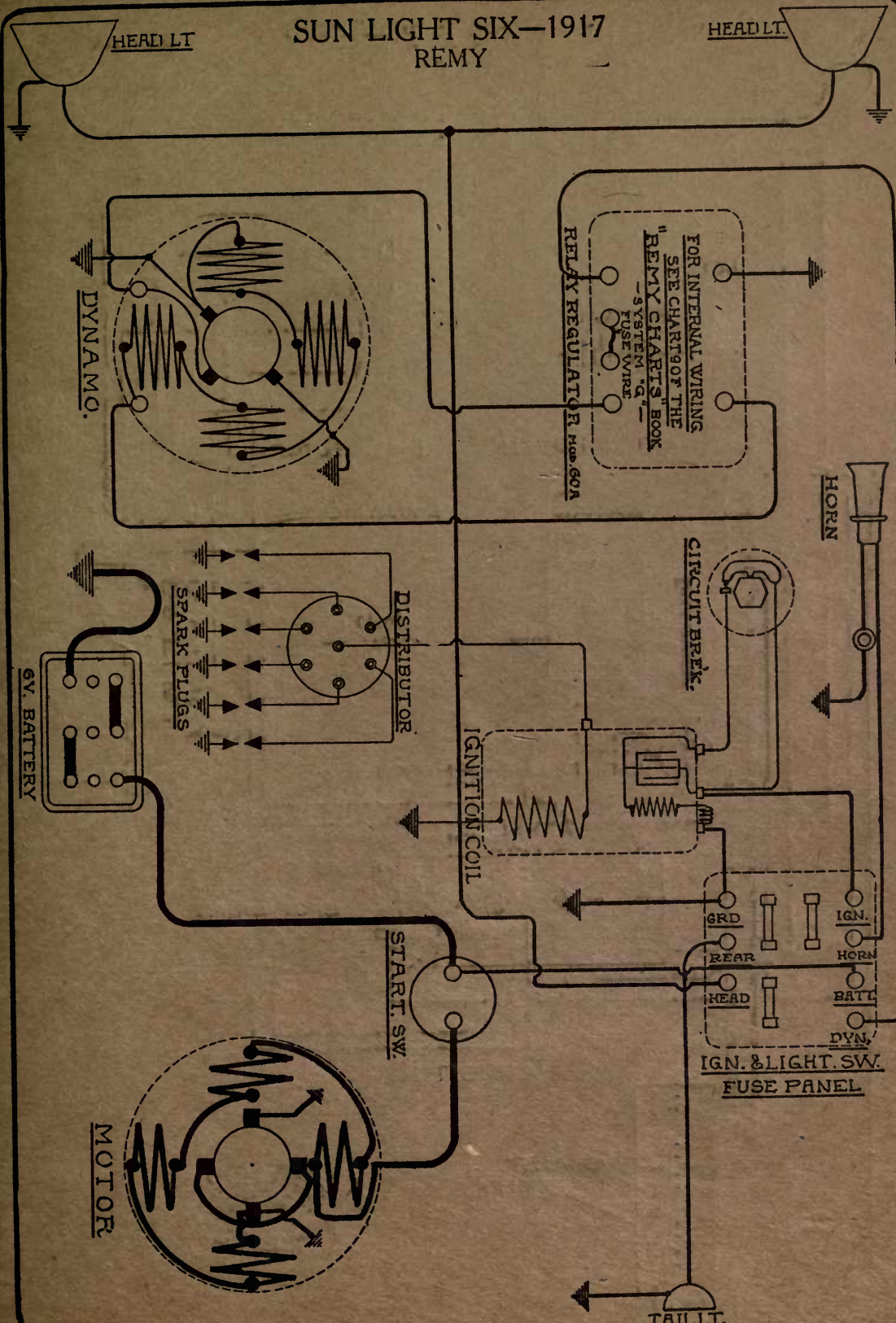
MOTOR

6V. BATTERY

IGN. & LIGHT. SW.
FUSE PANEL

IGN.	BATT.
HORN	DYN.
REAR	HEAD
GRD	

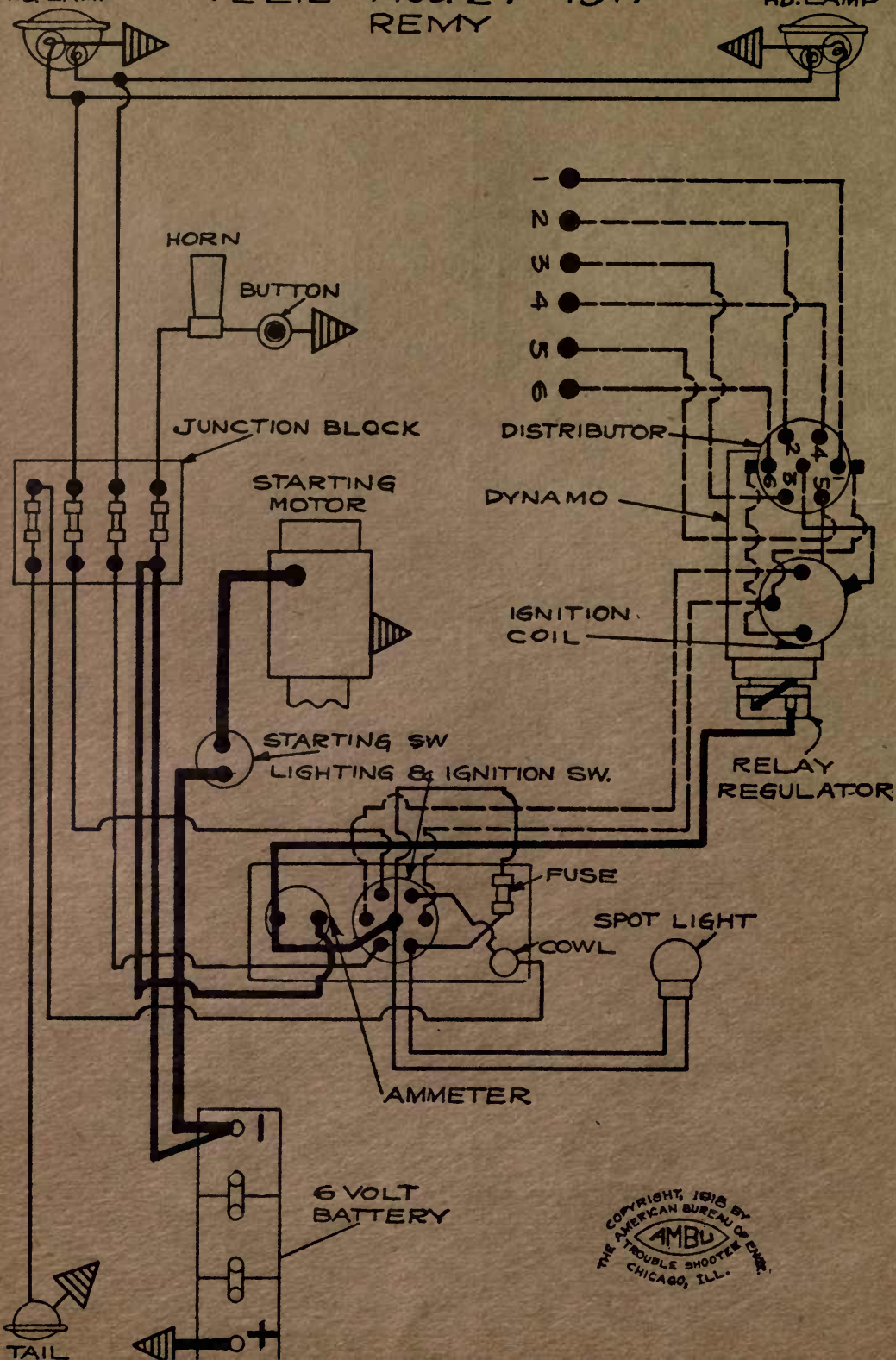
TAIL LT



HD. LAMP

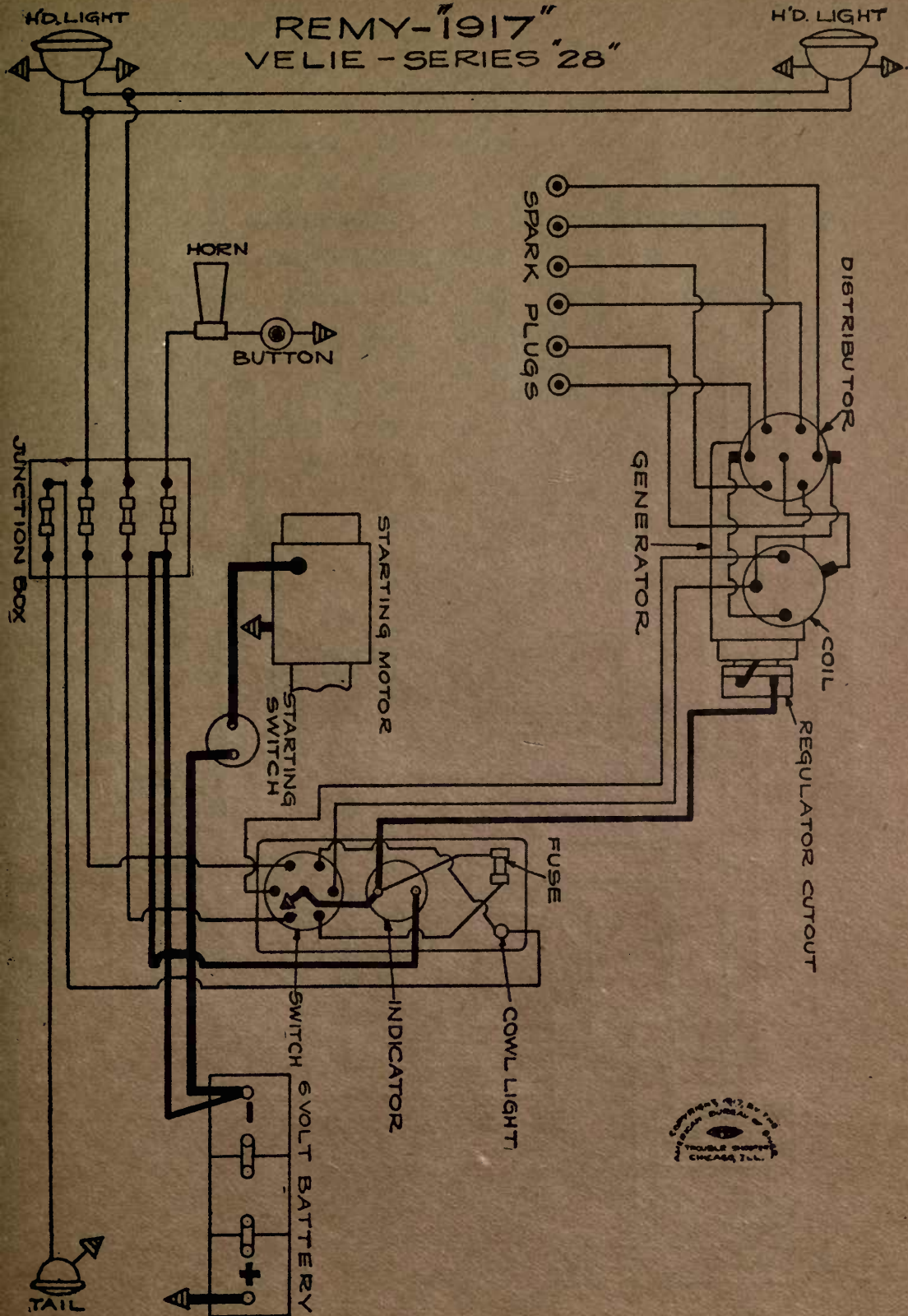
VELIE - MOD "27" - 1917 REMY

HD. LAMP



COPYRIGHT, 1918 BY
THE AMERICAN BUREAU OF ENGINEERING
CHICAGO, ILL.

REMY-1917" VELIE - SERIES "28"

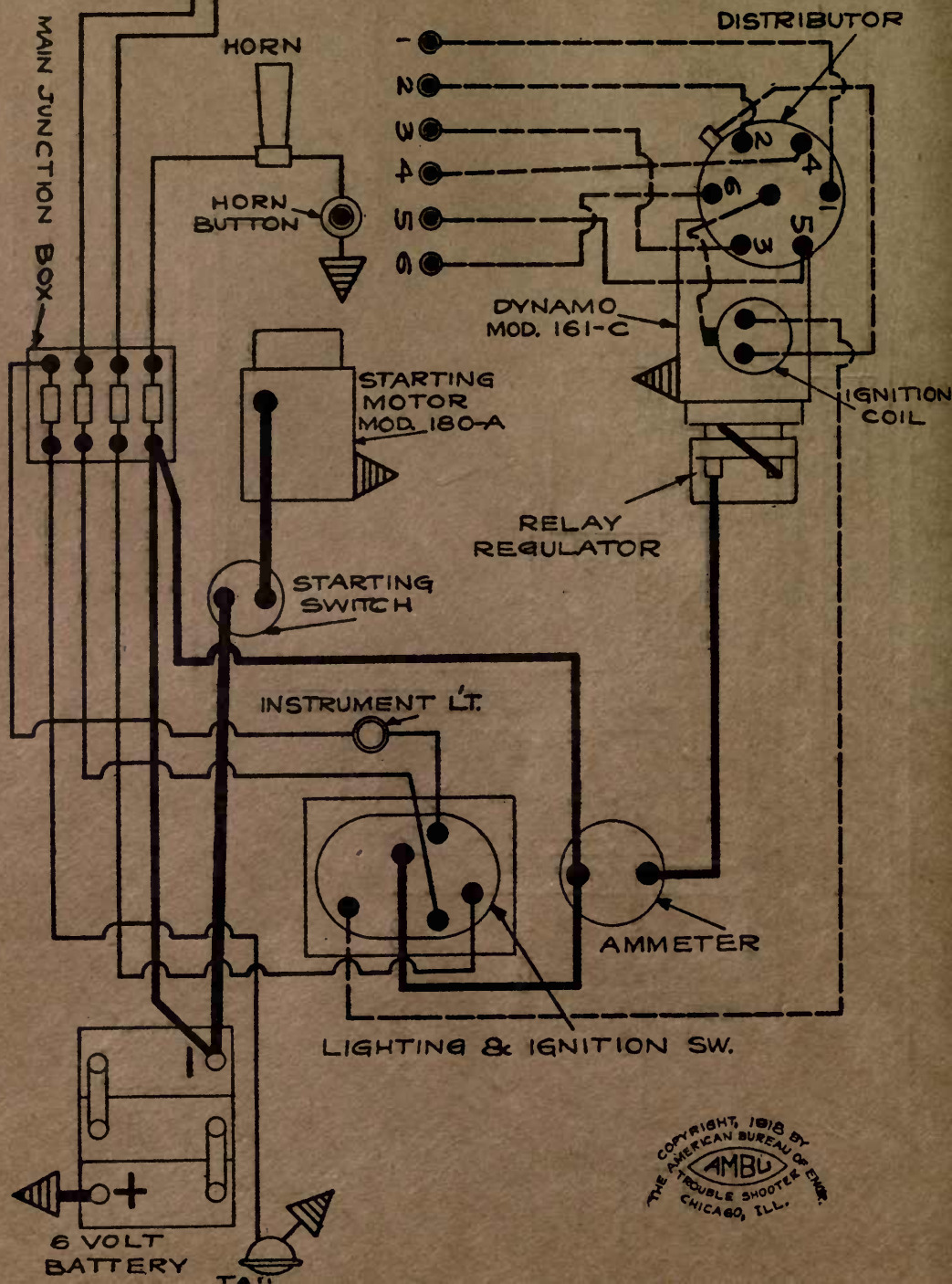


Copyright 1917 by Remy
Traction Engine & Motor
Company, Chicago, Ill.

H.D. LAMP

VELIE "38-39" 1918-1919 REMY

H.D. LAMP


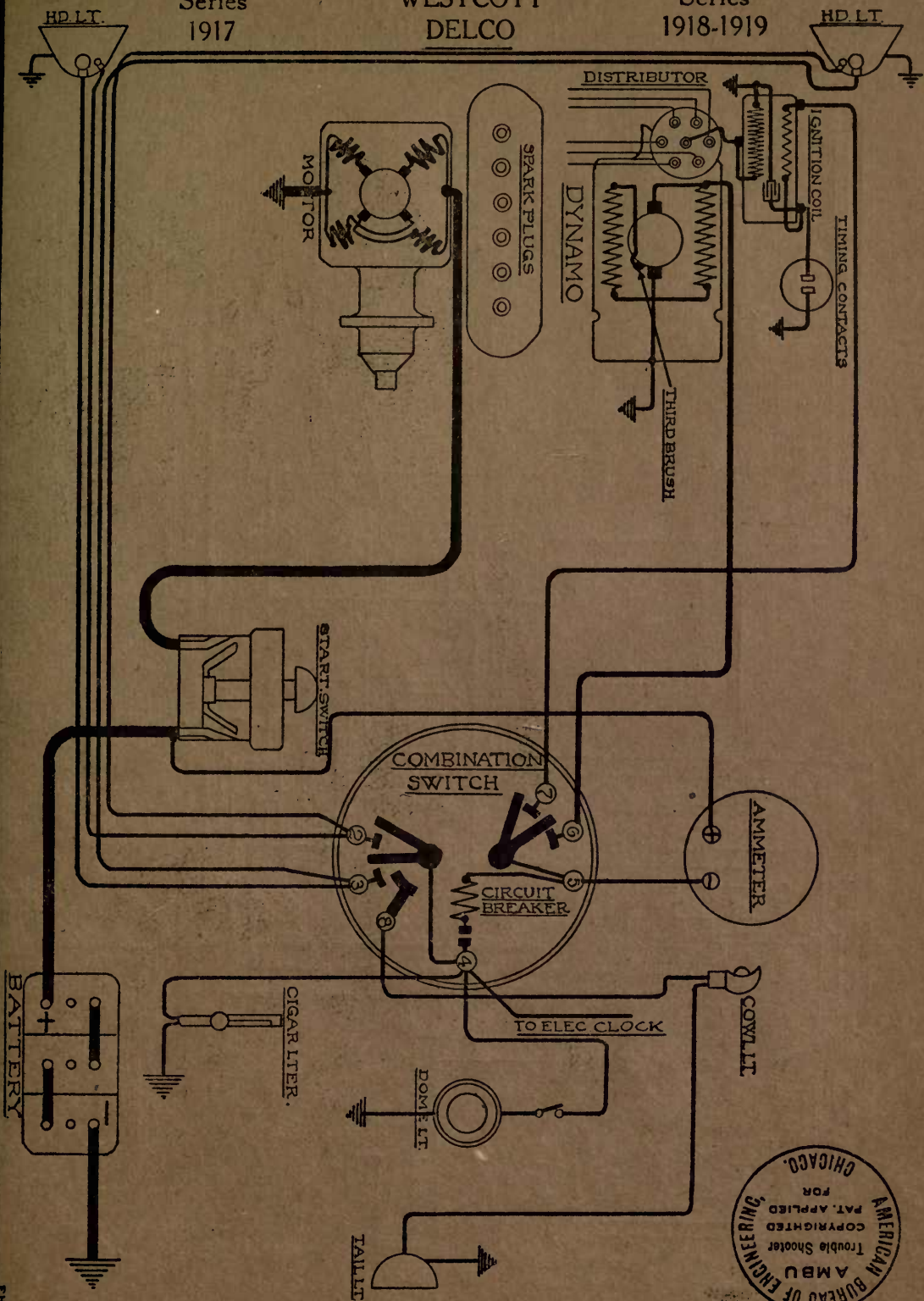


COPYRIGHT, 1918 BY
 THE AMERICAN BUREAU OF ENGINEERING
 CHICAGO, ILL.

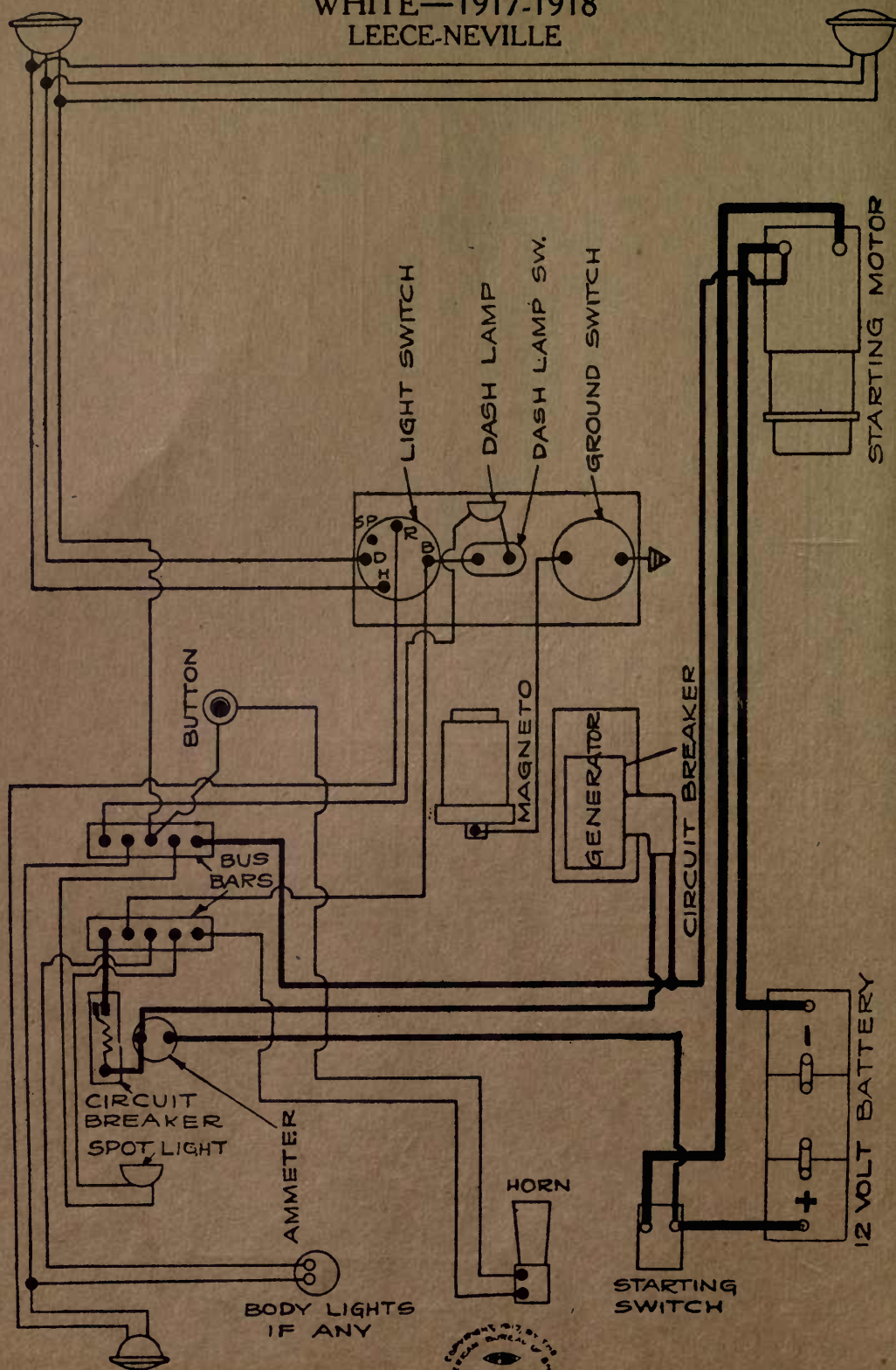
Series
1917

WESTCOTT
DELCO

Series
1918-1919

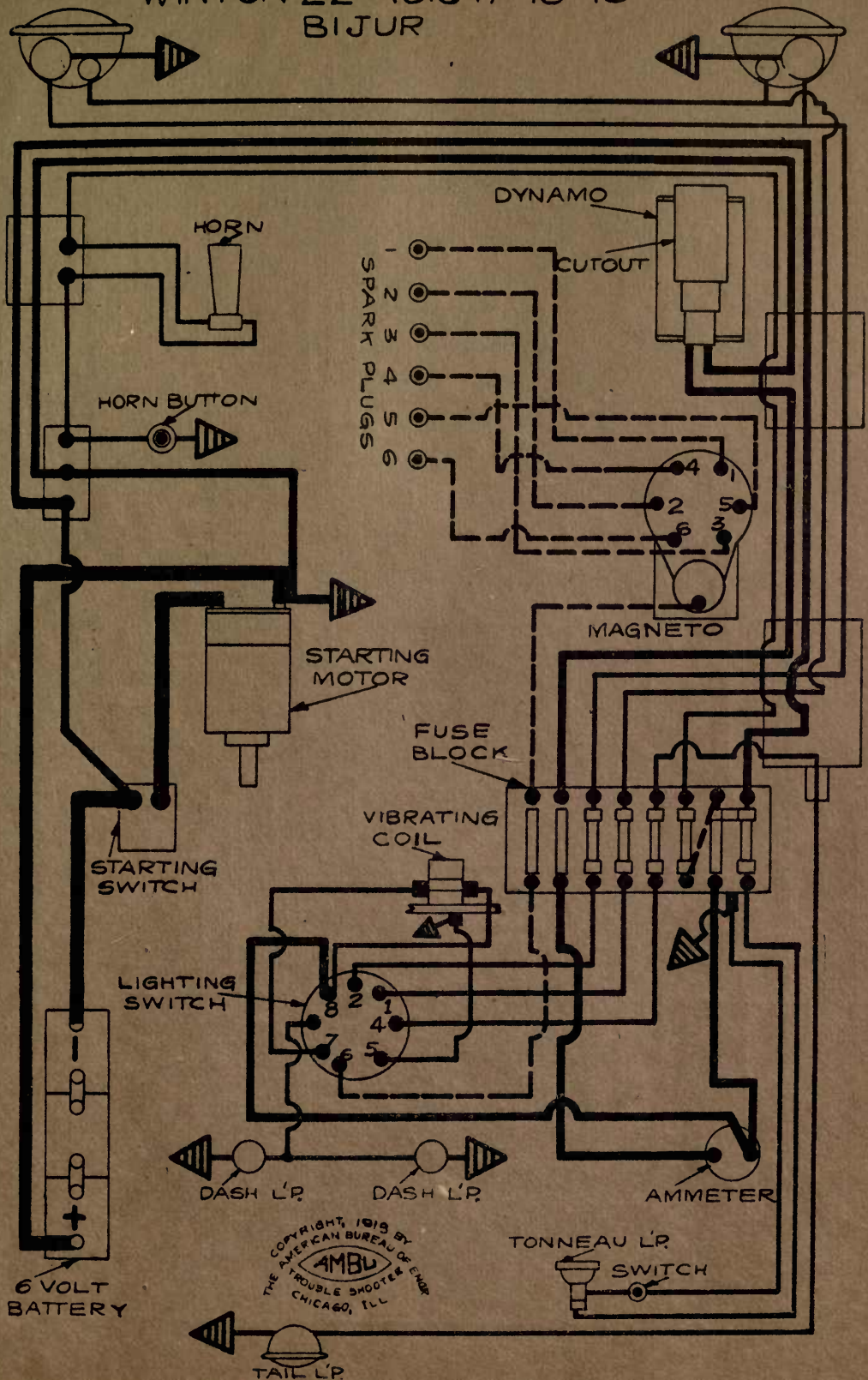


WHITE—1917-1918 LEECE-NEVILLE



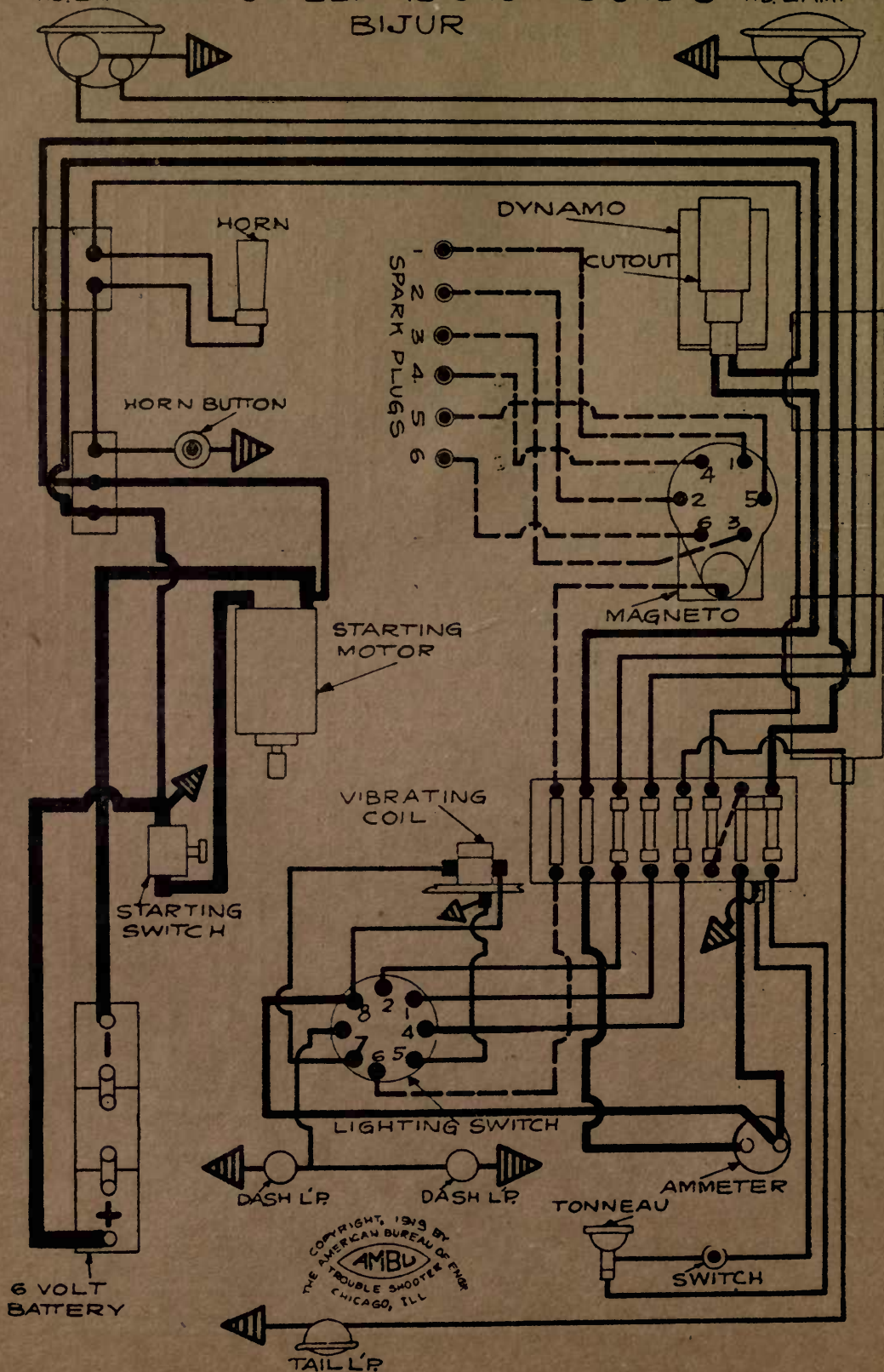
HD. LAMP WINTON "22"-1916-17-18-19
BIJUR

HD. LAMP



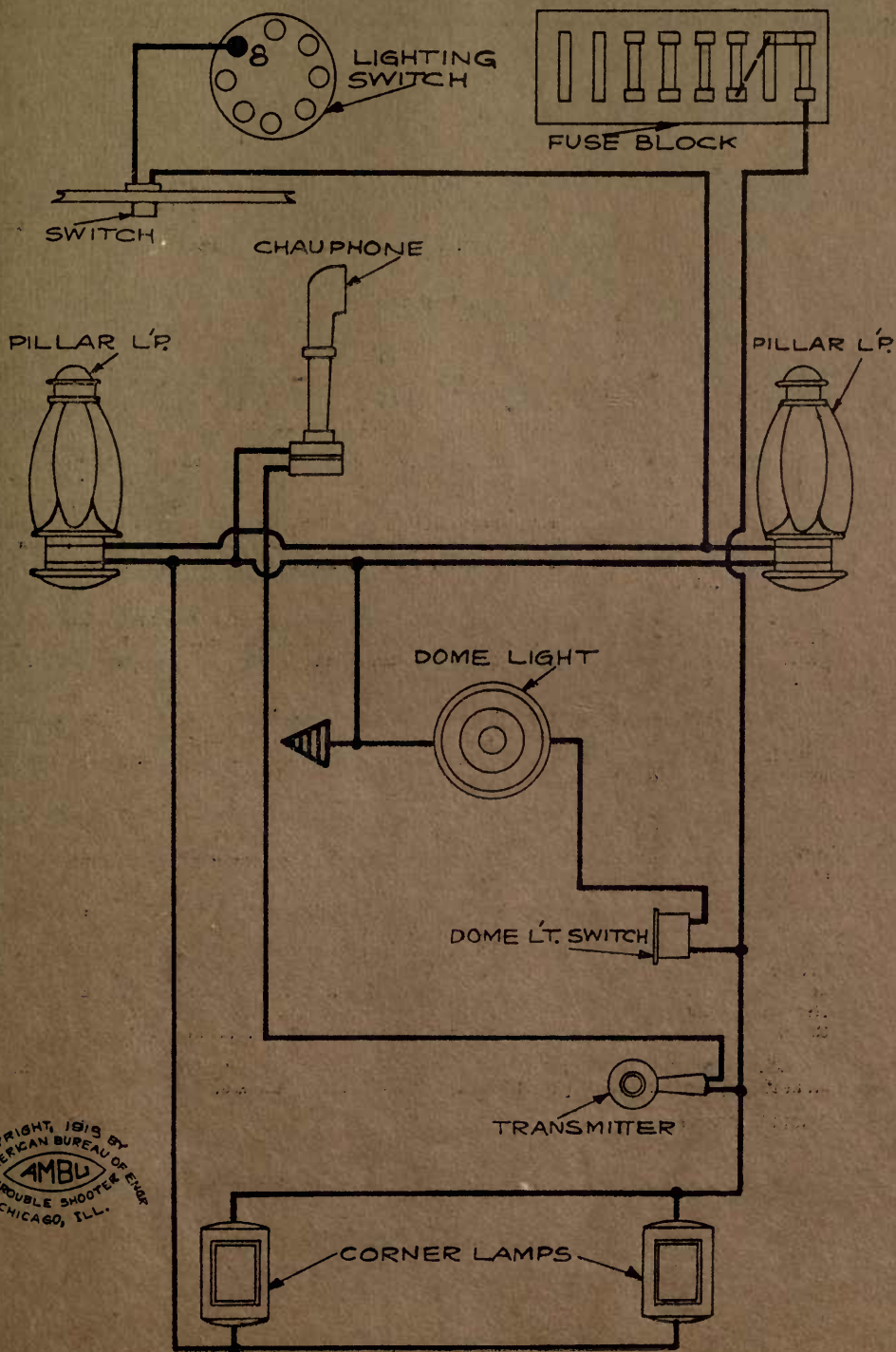
COPYRIGHT, 1919 BY
THE AMERICAN BUREAU OF ENGINEERING
CHICAGO, ILL.

HD. LAMP WINTON '22A'-1916-1917-1918-1919 HD. LAMP
BIJUR



WINTON MOD. 22 & 22A - 1916-1917-1918-1919


BODY WIRING FOR LIMOUSINE



BUSINESS BUILDING PRODUCTS

Trouble Shooter



The  TROUBLE SHOOTER consists of three main parts, forming a complete and invaluable system for quickly diagnosing and locating any trouble in the Electric Starting and Lighting Systems of all American made Automobiles.

These parts are:

(1) **The Ambu Instrument.** This is a combined ammeter and voltmeter which has a special patented set of movable dials by which trouble is quickly diagnosed. This instrument may also be used as an ordinary ammeter or voltmeter. The ammeter has three scale readings 1-0-5; 5-0-25; 100-0-500. The voltmeter readings 0.3-0-3; 3-0-30; 15-0-150. It is of a very rugged construction designed for use in the repair shop.

(2) **Instruction Charts.** Tells you the location of every unit. Fourteen volumes of a convenient size, containing over 3000 pages of accurate, systematized instructions for quickly finding trouble; over 200 wiring diagrams, showing exact internal connections of generators, motors, regulators, cutouts, etc.; lamp equipment tables; battery equipment tables; and complete descriptions of construction and design of the various makes of generators and motors, including a 150 page book giving complete information on the new F. A. starting and lighting equipment on Ford cars.

(3) **Over 700 Wiring Diagrams,** showing the complete external connections of the Starting, Lighting and Ignition circuits on cars made in the United States since 1911. All parts are placed in the same relative positions they occupy on the cars, and are clearly labeled and explained.

In addition to these three main parts, there is also a 300 page book telling all about automobile batteries, their theory maintenance and manufacture, and giving complete and practical instructions for making any repairs, charging, etc. This book is profusely illustrated by especially made drawings and photographs.

A set of Cadmium Test leads is also included; also a twelve chapter clearly written and easily understood course of Ignition, Starting and Lighting; a complete set of suggestions for advertising your shop in local newspapers, with the loan of cuts and illustrations; and expert consultation on any electrical subject.

Ambu is as Essential to You as An Engine Is to An Automobile. The claim made by Ambu is that it is the repairmen's best friend. There is indisputable evidence to prove that this claim is correct. Men who have installed the AMBU TROUBLE SHOOTER Service in their shops, say they could not handle half the jobs they do now if they did not have it. Not only do they get the trade which comes from those who need efficient electrical repair service, but they are also able to make many hundreds of dollars through the sale of accessories to the car owners with whom they are brought into contact by AMBU.

If you want to be able to handle any electrical repair job, if you want to make more money and greater profit, get the AMBU plan, become an AMBU man.

Complete Trouble Shooter.....Price on request

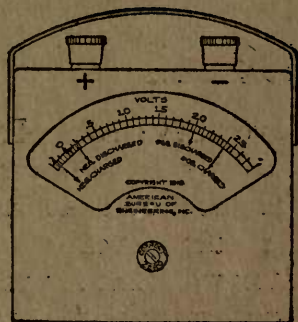
American Bureau of Engineering, Inc.

Automobile Department

1603 S. Michigan Avenue

Chicago, Ill.

BUSINESS BUILDING PRODUCTS



Cadmium Voltmeter

In order to make accurate Cadmium Tests, you must have a fine reading voltmeter. Most ordinary voltmeters are not suitable for this purpose, and to get a voltmeter of sufficient accuracy, you usually pay from \$50.00 to \$100.00.

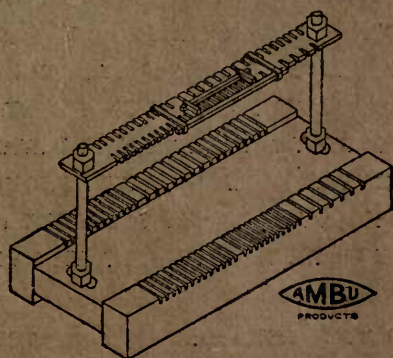
The AMBU CADMIUM VOLTMETER is made especially for Cadmium Tests, and is therefore absolutely certain to give you accurate results.

A complete instruction book for making Cadmium Tests, goes with each instrument.

Voltmeter only.....	\$22.50
Voltmeter with Cadmium Leads.....	\$25.00

Your jobber can supply you now. If not write direct.

Plate Burning Racks



When you burn-in new plates, or attach a whole group of plates to a plate strap, you need a burning rack to hold the plates in position while the lead is melted in.

WHAT THEY ARE. The Ambu Plate Burning Racks have guiding slots cut in the base as well as in the iron bar, or "comb." In this way the plates are held at exactly the right distance apart both at the top and bottom. Bases are made of hardwood. The small rack will take care of practically all $\frac{1}{8}$ inch plates made by Willard, Gould, Philadelphia, and U. S. L. It will also accommodate all thin plates such as the Exide 3XC, Willard, and Gould. The large rack will take care of many other types, being designed to accommodate fully 95 per cent of all the types of plates which are made at present.

Special iron fittings are furnished which are placed around the plate lugs on the comb so as to hold the plates firmly in position, and to prevent the hot lead from running off.

WHAT IT DOES. Enables you to burn-in plates in half the time required when using the ordinary rack. Plates are held at exactly the correct distance apart. The hot lead cannot run off. No iron touches the bottoms of the wet plates.

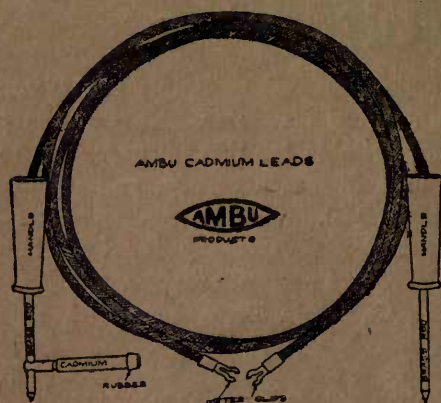
Shipping weight of small rack, 10 lbs. Shipping weight of large rack, 15 lbs.


Price of small rack.....	\$ 7.50
Price of large rack.....	12.50


F. O. B. Chicago. Order through your jobber or direct.

BUSINESS BUILDING PRODUCTS

Cadmium Leads



How often you have said, "If I only had some way of knowing which set of plates is in a bad condition, without first opening up the whole battery!" That is precisely what you can do with the  **CADMIUM LEADS**. These Cadmium Leads consist of two heavily insulated flexible wires, each four feet long, at one end of which are brass prods with wooden handles, and at the other end of which are forked terminals for attaching to the voltmeter. Fastened at right angles to one of the brass prods is a rod of chemically pure cadmium.

With these  **CADMIUM LEADS** you can make absolutely reliable tests in a few moments, and you must have the means to make such tests if you want to know whether each set of plates is functioning properly, and able to give good service while under load. The Cadmium Test will show up a poor set of plates, be they positive or negative plates, instantly. No battery should be taken off the charging bench, or sent out of your shop until a Cadmium Test shows that both positive and negative plates are fully charged and ready to give good service.

Give this matter your immediate consideration. Order now. Can be used with any voltmeter that has readings as fine as five hundredths volts.

CADMIUM LEADS.....Per pair **\$3.25**

Complete, easily understood instructions furnished with each pair of leads

Order through your Jobber or direct.

BUSINESS BUILDING PRODUCTS

Burning Lead Mold

Here's a convenient, inexpensive lead mold which will be quite welcome to you in these days of conservation. Every battery shop has an accumulation of scrap lead from post drillings, old connecting straps, and old plates.



BURNING LEAD MOLD

F. O. B. Chicago.
Order through your
Jobber or direct.

Such scrap makes good burning lead, and should be saved until enough has accumulated to be melted and poured off in molds.

The **AMBU BURNING LEAD MOLD** is made of heavy sheet iron, diéstamped into six slots into which the lead is poured. The mold gives very handy sized bars for lead burning. The slotted iron is mounted on a strong wooden base which has a handle at one end, making it possible to handle the mold when full of hot lead. A sheet of asbestos protects the wooden base from the heat of the melted lead.

The sheet-iron construction absorbs very little heat, making it easy to pour the lead. This is a decided advantage over a cast-iron mold, which absorbs so much heat that the lead cools quickly and is hard to pour.

Price, each	\$1.75
Price, per pair	\$3.25



Battery Turn Table

When you once lift a battery up on the work bench, you do not want to move it around any more than necessary. It is too heavy for easy handling. Yet in lead burning, sealing, repairing the handles, repairing the case, or painting the case, you often must be able to get at all sides of the battery.


To eliminate the back-breaking lifting and turning around of the battery, the **AMBU BATTERY TURNTABLE** was designed. Every battery man should have at least one of these handy turntables. A battery on this turntable can be turned around with one finger.

The turntable is not fastened to the work bench, and may be taken to the battery, instead of carrying the heavy battery to it.

It is made of well-seasoned hardwood, is ball bearing, and will last for years.

Price, each	\$4.00
-------------------	--------

F. O. B. Chicago. Your Jobber can supply you now. If not, write to us direct.



BATTERY TURN TABLE

BUSINESS BUILDING PRODUCTS



Battery Carrier



"Carry a Battery Like a Suitcase."

You would not think of carrying a heavy suitcase by holding it in front of you with both hands. Yet that is the way a battery is generally carried, not because it is heavy, but because of the way the handles are attached to the battery box.


WHAT IT IS. The Ambu Battery Carrier consists of a stout hardwood handle having a swinging steel arm at each end to which is attached a strong steel hook for engaging the handles on the battery box.

WHAT IT DOES. The construction is such that the terrific strain on the handles of the battery is lessened to a minimum. A strap with hooks should never be used, because there is a side pull that soon causes the handles on the battery to give way. Enables you to carry a battery like a suitcase, with the least strain on your arms. One man can carry two batteries at once because he can hold them down at his side. Also useful in lifting a battery out of the car, and putting the battery back in the car. Shipping weight, 1 lb. each, or 2 lbs. per pair.

Price, each.....\$1.75
Price, per pair..... 3.25

The Automobile Storage Battery

Its Care and Repair



A 300-page book devoted entirely to starting and lighting batteries. Gives theory, manufacture, and maintenance. Complete instructions on running a battery shop, tools needed, shop equipment, charging methods, opening batteries, work on plates, jars, case. Profusely illustrated with especially made etchings and half tones. The most complete and authoritative book on the subject.

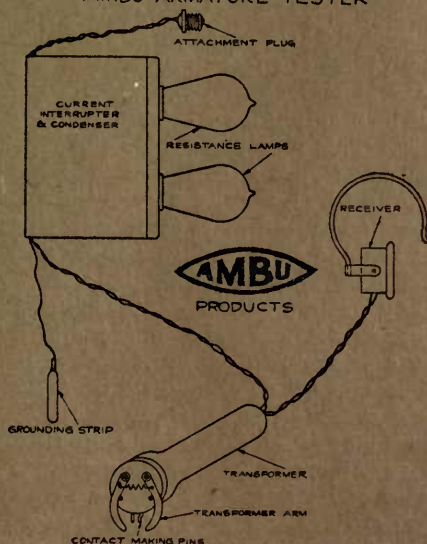
Price\$5.00

F. O. B. Chicago. Order through your jobber or direct.

BUSINESS BUILDING PRODUCTS

Armature Tester

AMBU ARMATURE TESTER



This is an accurate, positive device for quickly detecting and accurately locating open circuits, short-circuits, grounds, and reversed commutator connectors on the armatures of motors or generators which are equipped with commutators.

Will Test Any Sized Armature.

Any sized armature, no matter how small or large, no matter what its resistance, may be tested with equal facility. No connections are made to the armature, and the armature need not be removed from the machine if it is possible to get at the commutator.

May Be Used on Any A. C. or D. C. Circuit.

The AMBU ARMATURE TESTER may be used on any direct or alternating current circuit, and on any voltage from 6 to 220. No change or adjustment is necessary in changing from a direct to an alternating, or from

alternating to direct, current circuit. For the various-voltages, it is only necessary to use lamps of the proper voltage or no lamps at all, as the case may be.

Construction Is Very Simple.

Current from the supply circuit is led through a current interrupter, which is bridged by a condenser. This current is sent into each consecutive pair of segments through the Contact Making Pins shown in the illustration. The two Transformer Arms shown in the illustration touch the commutator also, and lead to the telephone receiver circuit through a specially designed transformer coil.

Indications Are Positive.

The variation in the sound heard in the receiver tells what the nature of the trouble is, and just where it is. In making a test, the contact making pins are brought down on each pair of consecutive segments, the Transformer arms resting on the commutator several segments on either side of the contact making pins.

This testing is all done with one hand. An open circuit is indicated by a sudden and marked louder sound, a short-circuit by a sudden and marked dimmer sound, reversed commutator connections by louder sounds on every second pair of segments as long as they last. Grounds are located by testing between each segment and the armature core or shaft. The segment which is nearest the grounded point of the winding is indicated by a sudden dimming of the sound in the receiver.

THE AMBU ARMATURE TESTER has been in daily use in a large armature repair shop for over three years, and has been given a thorough and severe tryout. There is nothing to get out of order, no delicate or adjustable parts.

The entire outfit weighs less than seven pounds, and may easily be carried about.

Price each.....\$30.00

F. O. B. Chicago. Your Jobber can supply you now, or order direct.

Battery Plate Press



The most common fault of negative battery plates is the bulging out of the active material caused by the formation of lead sulphate as the battery discharges. This active material must be pressed back flush with the grids if the battery is to give good service again. Moreover, both positive and negative plates become bent out of shape, and buckled, and must be straightened.

Many battery men use an ordinary iron bench vise, for this purpose, but this is a poor practice. The iron vise soon becomes corroded and rusted from the acid squeezed out of the plates. It also becomes stiff and hard to operate. Moreover, there is always danger that particles of iron will get on the plates from the vise, and iron is the worst enemy of battery plates, because it

causes the battery to lose its charge quickly and it is almost impossible to remove this iron.

The **AMBU BATTERY PLATE PRESS** is designed to do away with all the disadvantages of the iron vise. Three sets of plates may be pressed at once between the large wooden jaws. No iron or any other metal can touch the plates. The upper jaw is movable and is operated by a large hand-wheel. No acid can drip on the operating screw.

A trough is placed so as to catch the acid squeezed from the plates, thus eliminating the rotted, acid soaked floor which results from the use of the iron bench vise, and which ruins shoes and clothes.

Fittings with instructions are furnished with the Press for mounting it on the wall of the shop. The press may also be mounted on a stand, which is not, however, furnished with the Press. This stand can be easily made.

The lower jaw is removable, and may be lifted out and replaced if it becomes acid soaked. All parts are coated with acid-proof paint.

A complete set of transite boards of the proper thickness for placing between the plates are included in the cost price.

Price, with transite boards, and fittings, for mounting on wall.....	\$32.50
Transite Boards only—set complete.....	5.90

F. O. B. Chicago. Order through your Jobber, or direct from us.

American Bureau of Engineering, Inc.
Automobile Department

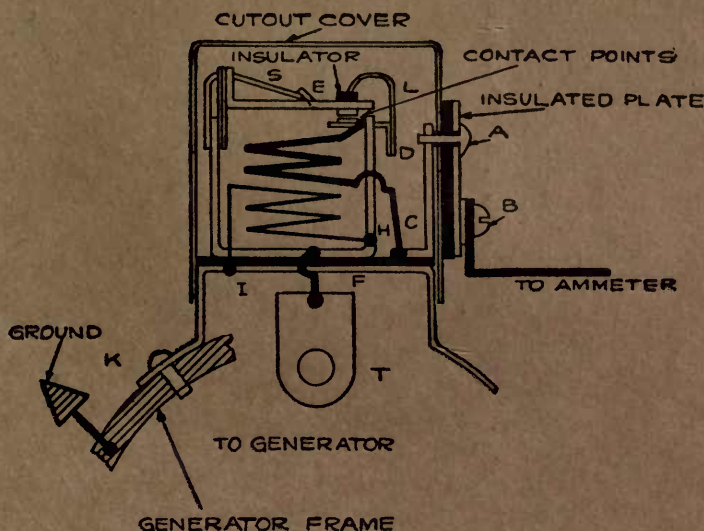
1603 S. Michigan Avenue

Chicago, Ill., U. S. A.

BUSINESS BUILDING PRODUCTS

THE FORD STANDARD ELECTRICAL EQUIPMENT

This is one of the 47 illustrations showing details of Ford starting and lighting system.



INTERNAL CONNECTIONS OF CUT-OUT
MOUNTED ON GENERATOR

This book of 150 pages gives in detail everything about the new Ford Electrical equipment, including starting and lighting, battery and ignition. It is highly illustrated with 47 photos, written for the every-day man in easily understood English. Describes the construction and installation of the F-A system—now standard equipment on Fords. Also complete instruction on how to locate and correct starting and lighting troubles. Ford ignition with tests fully given. No man attempting to handle electrical repairs on Ford cars should be without this book. Bound in leather.

Price - - - - - \$2.50

BUSINESS BUILDING PRODUCTS

Battery Steamer and Still

BATTERY STEAMER AND CONDENSER.

Softens Battery Compound Within Fifteen Minutes.

Will Give 51½ Gallons Distilled Water in 7 Hours.

You can easily open any battery without the use of a gas flame or blow torch with an **AMBU BATTERY STEAMER**. And while the Steamer is working away, softening the sealing compound, the repairman does some other work. From five to thirty minutes and the sealing compound is so soft that it can easily be removed with the point of a screw driver, and this will take only five minutes, because of the thorough job done by the steamer.



Steamer Cuts Dirt and Grease.

Another big advantage of the steamer is that the steam cuts all the dirt and grease on the battery box so that it can be wiped off with a cloth, making the box look like new.

Needs No Attention After Stove Is Lighted.

In the average battery shop the water supply tank needs to be filled but once a day. After that the stove is lighted and the entire steaming apparatus requires absolutely no attention. The level of the water in the boiler is automatically maintained at one inch. An automatic, float-controlled valve keeps the water at this level and admits just enough water to replace that which boils away. This is a tremendous advantage, as steam is quickly obtained, and a weaker flame may be used to boil the water.

The condenser is made of copper block, tin lined and needs only to be connected with running water for cooling purposes.

When used with the condenser—see illustration—it will give five and one-half gallons distilled water in seven hours.

Water tank, boiler, steaming box and condenser.....	\$35.00
Water tank, boiler, steaming box without condenser.....	25.00
Condenser only	12.50
Steaming box only	\$12.50

F. O. B. Chicago. Order through your jobber or direct.

LIST OF WIRING DIAGRAMS IN STOCK

The following list of wiring diagrams are obtainable from your jobber — or the American Bureau of Engineering, 1601-03 South Michigan Avenue, Chicago—at 25 cents each. When placing order be sure to mention the diagram number as well as model and make of car.

Drawing Number	Name of Car	Year	Model	System
201	Abbott-Detroit	1913-1914		Autolite
202	Abbott-Detroit	1916	"8"	Autolite
203	Abbott-Detroit	1916-1917	6-44	Remy
204	Ahrens Fox Fire Engine.....			Delco
205	Allen	1914		Autolite
206	Allen	1914-1915		Westinghouse
207	Allen-Dimmer Bulbs	1916		Westinghouse
208	Allen-Resistance Dimmer....	1916	First 375 cars	Westinghouse
209	Allen-Resistance Dimmer....	1916	37	Westinghouse
210	Allen	1917	37	Westinghouse
211	Allen	1918-1919	41	Autolite
212	Alter	1916		Remy
213	American	1914		Disco
214	American	1918	6-"B"	Gray & Davis
234	American	1919	B	Westinghouse
215	Apperson	1913	46-55	Gray & Davis
216	Apperson	1914		Bljur
217	Apperson	1915	"4"- "6"	Bljur
218	Apperson	1916	"6-48" "8-58"	Westinghouse
219	Apperson	1916	6-16 8-16	Bljur
220	Apperson	1917	6-17 8-17	Bljur
221	Apperson	1916	6-48 8-58	Bljur
222	Apperson	1917	6-17 8-17	Bljur
223	Apperson	1918-1919	"8-18A"	Bljur
225	Apperson	1913	45-55	Gray & Davis
224	Auburn	1913		Apico
225	Auburn	1915		Remy
226	Auburn	1915	"4-36"	Remy
227	Auburn	1915	"6"	Delco
228	Auburn	1916	"4-38" "6-38"	Remy
229	Auburn-"Union"	1916		Autolite
230	Auburn-Internal	1917-1918	6-39	Remy
231	Auburn	1917-18-19	6-39	Remy
232	Auburn	1917-1918	6-44	Delco
233	Austin	1917-1918	12 cyl.	Delco
401	Bell	1916	"16"	Disco
416	Bosch Magneto Dynamo.....		G3N4	
417	Bosch Magneto Dynamo.....		G4-Ed1	
418	Bosch Magneto Dynamo.....		G4-Ed2	
402	Briscoe	1915		Splitdorf-Apelco
403	Briscoe	1916		Splitdorf-Apelco
404	Briscoe	1916	4-38	Splitdorf
405	Briscoe	1916	8-38	Splitdorf
406	Briscoe	1917	24	Splitdorf-Apelco
407	Briscoe	1917-18-19	4-24	Autolite
408	Buick	1914	36-37	Delco
409	Buick	1914	"54-55"	Delco
410	Buick	1915	36-54	Delco
411	Buick	1916	"D44" "D45"	Delco
412	Buick, Truck		"C-4"	Delco
413	Buick	1918	E4, E34, E35	Delco
414	Buick	1918	E44, 45, 46, 47, 49, 50	Delco
415	Bush	1918		Dyneto
601	Cadillac	1912		Delco
602	Cadillac	1914		Delco
603	Cadillac-Type 53.....	1916	"8"	Delco
604	Cadillac	1917-18-19	55-57	Delco
605	Carter car	1915	"9"	Delco
606	Case	1913	"N"	Westinghouse
607	Case	1914		Westinghouse
608	Case	1914	"35"	Westinghouse
609	Case	1915	"25"	Westinghouse
610	Case	1916	"T"	Westinghouse
611	Case	1917	"T17"	Autolite
612	Case	1918-1919	U18	Westinghouse
613	Chalmers		30	Entz
614	Chalmers	1913-1914	"17"-"18"-"19"	Gray & Davis
615	Chalmers	1914	"24"	Entz
616	Chalmers	1915	"26"	Entz
617	Chalmers-Master Six.....	1915	"29"	Entz
618	Chalmers	1916	"32" and "6-40"	Gray & Davis
619	Chalmers-After 1st 3000 cars		32B	Gray & Davis
620	Chalmers	1916	"35"	Westinghouse
621	Chalmers	1916	35A	Autolite
622	Chalmers	1917	35	Westinghouse
623	Chandler	1913		Westinghouse
624	Chandler	1915		Westinghouse
625	Chandler	1915		Gray & Davis
626	Chandler	1916		Westinghouse

LIST OF WIRING DIAGRAMS IN STOCK—Continued

Drawing Number	Name of Car	Year	Model	System
627	Chandler	1916-1917		Gray & Davis
628	Chandler	1918		Gray & Davis
629	Chevrolet, First Models.....	1915		Autolite
630	Chevrolet, Late Models.....	1915		Autolite
631	Chevrolet	1915	"H2" "H2½" "H4"	Autolite
632	Chevrolet, with armored cable	1915	"H2" "H2½" "H4"	Autolite
633	Chevrolet	1916	"4-90"	Autolite
634	Chevrolet	1916	"H2½" "H4"	Autolite
635	Chevrolet	1917-1918	490	Autolite
636	Chevrolet, First 1000 cars....	1918	"D" 8 cyl.	Autolite
637	Chevrolet, used on Cars after 1000 Jobs.....	1918-1919	"D" 8 cyl.	Autolite
638	Chevrolet, used on first 7925 Cars	1917-1918	"F-A"	Autolite
639	Chevrolet	1918-1919	1 Ton Truck	Autolite
659	Chevrolet, used after 7925 cars	1918-1919	"FA"	Autolite
660	Chevrolet	1919	"FB"	Autolite
661	Chevrolet	1919	490	Autolite
640	Cole	1913		Delco
641	Cole	1914		Delco
642	Cole, External	1915	"6-50"	Delco
643	Cole	1916-17-18	8 cyl.	Delco
662	Cole—Aero Eight.....	1918-1919	"870"	Delco
644	Columbia	1917-18-19		Robbins & Meyers
645	Commonwealth	1918	Ultra 4-40	Dyneto
646	Corbitt-Michigan, 16 Volt....	1913-1914		North East
647	Crane Simplex.....	1916		Rushmore
648	Crawford	1915		Westinghouse
649	Crawford	1916		Westinghouse
650	Crow	1915	"4"	Remy
651	Crow-Elkhart	1916	CE30-33	Disco
652	Crow-Elkhart	1916		Dyneto
653	Crow-Elkhart	1917-1918		Dyneto
654	Cunningham—Pleasure Car..	1913-1914	"M"	North East
655	Cunningham, Hearse & Ambulance	1913-1914		North East
656	Cunningham		"R"	Gray & Davis
657	Cunningham	1917-1918	"V"	Westinghouse
658	Cunningham	1917-1918	V—2nd Series	Westinghouse
663	Cunningham	1919	V3	Westinghouse
801	Daniels	1917	8	Westinghouse
802	Daniels	1918	"8"	Westinghouse
803	Dart Truck.....	1916	"B" and "C"	Westinghouse
804	Dart Truck.....	1916	"D"	Disco
305	Davis Motorcycle.....			Splitdorf
806	Davis	1917-18-19	6-J	Delco
807	Davis	1917-18-19	6H, 6I, 6K	Delco
808	Denby Motor Truck.....	1918		Bljur
809	Dennsen Truck.....	1917		Splitdorf-Aplco
810	Detroit	1915	"4"	Remy
811	Detroit	1915	"8"	Remy
812	Detroit	1916	"4"	Remy
813	Detroit	1916		Remy
814	Dixie Cars to No. 2200 and "Old Hickory Trucks".....	1916-17-18		Dyneto
815	Dixie Flyer 2200 and above....	1916-1917		Dyneto
831	Dixie Flyer, Cars 3500 and up	1917-18-19		Dyneto
816	Dodge	1915		North East
817	Dodge	1916		North East
818	Dodge, Com. Lights & Ing. Switch	1916		North East
819	Dodge	1917-18-19	Pass. Cars & Trucks	North East
820	Dorris, Cars up to 5218.....	1913		Aplco
821	Dorris, Cars 5219 and above..	1913-1914		Westinghouse
822	Dorris	1915	"IA4"	Westinghouse
823	Dorris	1916	"IA6"	Westinghouse
829	Dorris	1919	"6-80"	Westinghouse
830	Dorris—Truck	1919	"K-4"	Westinghouse
824	Dort	1915		Splitdorf-Aplco
825	Dort, last half of season.....	1916	5A	Westinghouse
826	Dort	1916		Westinghouse
828	Dort	1917		Westinghouse
827	Dort	1918	11, 11T	Westinghouse
1001	Elcar	1916		Dyneto
1002	Elcar	1916		Splitdorf-Aplco
1003	Elcar	1917	D, E, F, G	Dyneto
1004	Elgin, 6-cylinder.....	1916		Dyneto
1005	Elgin "Six"	1917-1918		Wagner
1012	Elgin	1919	H	Wagner
1006	Empire	1916	"33"	Remy
1007	Empire	1916	"40"	Autolite
1008	Empire	1916	"45"	Autolite
1009	Empire	1916	"60"	Autolite
1010	Empire	1918-1919	50, 51, 70, 70A	Autolite
1013	Essex	1919	"A"	Delco
1011	Excelsior Motorcycle.....			Splitdorf
1201	Fargo Truck.....	1916		Splitdorf
1202	Farmack	1916		Bljur

LIST OF WIRING DIAGRAMS IN STOCK—Continued

Drawing Number	Name of Car	Year	Model	System
1203	Fiat	1914	Gray & Davis
1204	Fiat, Lighting.....	1914	Westinghouse
1205	Fiat, Starting and Lighting..	1914-1915	Westinghouse
1206	Fiat	1915	Rushmore
1207	Fiat	1916	Rushmore
1208	Ford, Starting and Lighting System	A-B-C
1209	Ford	American Ever Ready
1210	Ford	Disco
1211	Ford, Lighting only	Fisher
1212	Ford—Double Deck.....	Fisher
1213	Ford	Genemotor
1214	Ford	Gray & Davis
1215	Ford—3rd Brush Regulation..	Gray & Davis
1216	Ford—Motor-Dynamo	Gray & Davis
1217	Ford	Gray & Davis
1218	Ford	1918	"T"	Heinze Springfield
1219	Ford	All Years	Heinze Springfield
1220	Ford—Fan Dynamo.....	Kemco
1221	Ford—Two Unit System.....	Kemco
1222	Ford—Lighting System.....	Kemco
1223	Ford—Starting Motor.....	Kemco
1224	Ford	1915	North East
1225	Ford	Splitdorf-Apelco
1226	Ford—Standard Wiring.....	Westinghouse
1229	Ford—Lighting and ignition system	ALL "D"	North East
1227	Four Wheel Drive Tractor.....	Entz
1228	Franklin	1913	"D" "H" "M"	Entz
1229	Franklin	1913	Series No. 4	Entz
1230	Franklin	1913	Series No. 5	Entz
1231	Franklin	1915	Dyneto
1232	Franklin	1915-1916	Series 7 and 8	Dyneto
1233	Franklin	1916	Series "8"	Dyneto
1234	Franklin—Berline	1916	Series "8"	Dyneto
1235	Franklin—After 11700 Cars.....	1918-1919	Ser. 9	Dyneto
1236	Franklin—Light and Horn Wiring	1918-1919	Ser. 9	Dyneto
1237	Franklin—Light and Horn Wiring	1918-1919	Ser. 9	Dyneto
1238	Fulton Truck.....	Bljur
1401	S. G. Gay & Co.....	Allis-Chalmers
1402	Glide—Cars 5000 to 5282.....	1912-1913	36-42	Ward-Leonard
1403	Glide—Cars 5282 and up.....	1913	36-42	Westinghouse
1404	Glide	1914	"30"	Westinghouse
1405	Glide—Cars up to 7388.....	1915	"30"	Westinghouse
1406	Glide—Cars 7389 and above.....	1915	"30"	Westinghouse
1407	Glide—Cars up to 9049.....	1916	"6-40"	Westinghouse
1408	Glide	1916	"6-40"	Westinghouse
1409	Glide—Cars 9000 to 10255.....	1916-1917	6-40	Westinghouse
1410	Glide	1918-1919	"6-40"	Westinghouse
1411	Gramm Bernstein Truck.....	Westinghouse
1412	Grant	1915-1916	"6"	Allis-Chalmers
1413	Grant	1915-1916	"6"	Allis-Chalmers
1414	Grant	1917	6-40	Wagner
1415	Grant	1918-1919	"G"	Wagner
1416	Grant Truck.....	1919	10, 11, 15, 16,	Remy
1601	H-A-L	1917	21	Westinghouse
1634	Halladay	1914	O	Westinghouse
1602	Halladay	1915-1916	"S"	Autolite
1603	Halladay—Hearse	1916	Autolite
1604	Halladay	1916	1.	Westinghouse
1605	Halladay	1916	2.	Westinghouse
1606	Harley-Davidson Motorcycle, Switch in Lamps.....	Splitdorf
1607	Harley-Davidson Motorcycle, Combination Switch.....	Splitdorf
1608	Harley-Davidson	1915	Remy
1609	Harroun	1917-18-19	Remy
1610	Haynes	1915	"30"—"33"	Leece-Neville
1611	Haynes	1916	"34"—"35"	Leece-Neville
1612	Haynes	1916-1917	36, 37, 37R	Leece-Neville
1613	Haynes	1917	40, 40R-41	Leece-Neville
1614	Haynes	1918-1919	Mod. 38, 39, 45	Leece-Neville
1615	Henderson—First Models.....	1914	Ward Leonard
1616	Henderson—Later Models.....	1914	Ward Leonard
1617	Hollier	1916	"8"	Splitdorf-Apelco
1618	Hollier	1917-18-19	"176"	Allis-Chalmers
1619	Hollier	1916-17-18-19	"8"	Splitdorf-Apelco
1635	Holmes	1919	ALL	Dyneto
1620	Holt Caterpillar Tractor.....	"L"	North East
1621	Howard	1913	Electro
1622	Howard	1914	"6"	Jesco
1623	Hudson	1913	"54-37"	Delco
1624	Hudson	1916	"6"	Delco
1625	Hudson	All Years	Super Six	Delco
1626	Hupmobile	1915	Westinghouse

LIST OF WIRING DIAGRAMS IN STOCK—Continued

Drawing Number	Name of Car	Year	Model	System
1627	Hupmobile	1915	"K"	Westinghouse
1628	Hupmobile	1915	"32"	Westinghouse
1629	Hupmobile	1916	"N"	Bijur
1630	Hupmobile	1916	"N"	Westinghouse
1631	Hupmobile with ammeter— cars 60,000 to 75,000.....	1916	"N"	Westinghouse
1632	Hupmobile Cars after 75,000.....	1917	N	Westinghouse
1633	Hupmobile	1917-1918	R	Bijur
1801	Indian Motorcycle.....	Splitdorf
1802	International Motor Truck.....	"D"	North East
1803	International Motor Truck.....	"G"	North East
1804	International Motor Truck.....	"L"	North East
1805	Interstate	1913	Apelco
1806	Interstate	1913	"40" "41" "42"	Apelco
1807	Interstate	"45"	Apelco
1808	Interstate	1913	"50" "51" "52"	Apelco
1809	Interstate	1915	Remy
1810	Interstate	1915	"T"	Remy
1811	Interstate	1916	Remy
1812	Interstate	1917-1918	T, TR	Remy
2001	Jackson	1913	"43"	Autolite
2002	Jackson	1915	"44"	Autolite
2003	Jackson	1916	"68"	Autolite
2004	Jackson	1916	"348"	Autolite
2005	Jackson	1916	"4-34"	Autolite
2006	Jackson	1917-1918	349	Autolite
2007	Jeffery	1914	"6"	U. S. L.
2008	Jeffery	1915	"4"	U. S. L.
2009	Jeffery	1915	"6"	U. S. L.
2010	Jeffery	1915	"6"	Bijur
2011	Jeffery	1916	"4-462"	Bijur
2012	Jeffery	1917	671	Bijur
2013	Jeffery Truck.....	1918	2017	Bijur
2014	Jones	1915	Leece-Neville
2015	Jones	1916	Gray & Davis
2016	Jordan	1917	B	Bijur
2017	Jordan	1918-1919	"C"	Bijur
2201	Kelly-Springfield Truck.....	Westinghouse
2202	King	1914	"B"	Ward Leonard
2203	King	1915	"C-4"	Ward Leonard
2204	King	1915	"8"	Ward Leonard
2205	King	1915	"8"	Ward Leonard
2206	King	1916-1917	E, EE	Robbins & Meyers
2207	King	1917-18-19	"EE" "F"	Bijur
2208	Kissell	1913-1914	"4-40"	Esterline
2209	Kissell	1913-1914	"6-48" "6-60"	Esterline
2210	Kissell	1915	"4-36"	Westinghouse
2211	Kissell	1915	"6-42"	Westinghouse
2212	Kissell	1916	"4-32" "4-36"	Westinghouse
2213	Kissell	1917	100 Pt. Six	Remy
2214	Kissell	1918	100 Pt. Six	Remy
2220	Kissell	1917-18-19	12 Cyl.	Delco
2215	Kilne	1917	6-36	Westinghouse
2216	Knox Tractor.....	Bijur
2217	Krit	1914	Disco
2218	Krit	1915	Disco
2219	Krit	1915	"M"	North East
2401	Lambert	1915	Briggs
2402	Lambert	1916	Remy
2403	Lawson Truck.....	1917	Splitdorf-Apelco
2404	Lewis Motor-Generator	1915	Remy
2404	Lewis, Motor-Generator.....	1915	Remy
2406	Lexington	1914	51	Jesco
2407	Lexington	6M	Jesco
2408	Lexington	1915-1916	"6L"	Westinghouse
2409	Lexington	1916	"6-N"	Westinghouse
2410	Lexington	1916	"O"	Westinghouse
2411	Lexington	1917	6-O-17	Westinghouse
2412	Lexington	1918-1919	Westinghouse
2413	Liberty	1916-17-18-19	6	Delco
2414	Lippard-Stewart Truck, At- water Kent Ignition.....	Dyneto
2415	Lippard-Stewart Truck, Mag- neto Ignition	Dyneto
2428	Locomobile	1911-1912	M1, M2, & R1	Rushmore
2416	Locomobile—Closed Bodies.....	Westinghouse
2417	Locomobile	1911-12-13	Rushmore Electric Lighting System
2418	Locomobile—Closed Cars.....	1914-1915	Westinghouse
2419	Locomobile—All Models.....	1914-1915	Adlake
2420	Locomobile	1913	30-38-48	Westinghouse
2421	Locomobile—Open Cars.....	1915	"38" "48"	Westinghouse
2422	Locomobile—Body Wiring.....	1915	"38" "48"	Westinghouse
2423	Locomobile	1915-1916	Westinghouse
2424	Locomobile	1917-18-19	Westinghouse
2425	Lozier	1913-1914	"77"	Gray & Davis

LIST OF WIRING DIAGRAMS IN STOCK—Continued


Drawing Number	Name of Car	Year	Model	System
2426	Lozier	1914	"84"	Gray & Davis
2427	Lyons-Knight	1914-1915	North East
2603	Madison	1916	Remy
2604	Madison	1916	Remy
2644	Madison	1919	6-40	Remy
2601	Malbohm	1917-18-19	A-4cyl.	Disco
2602	Malbohm	1918-1919	B-6cyl.	Wagner
2645	Marion	1916	"K"	Westinghouse
2605	Marion-Handley	1917	6-40	Westinghouse
2606	Marmon, 6 cyl.	1913	North East
2607	Marmon	1914	"48"	Jesco
2608	Marmon	1915	"41"	Bosch
2609	Marmon	1916	"41"	Bosch
2610	Marmon	1916	"34"	Bosch
2611	Marmon	1918-1919	"34"	Bijur
2646	Maxwell	1914	A-35	Deaco
2647	Maxwell	1915	Gray & Davis
2612	Maxwell	1915	Simms-Huff
2613	Maxwell	1916	Simms-Huff
2614	Maxwell—Early Model.....	1917	25	Simms-Huff
2615	Maxwell—Late Model.....	1917	25	Simms-Huff
2616	Maxwell	1918-1919	25	Simms-Huff
2617	Maxwell	1917-1918	1 T Truck	Autolite
2618	McFarlan	1917-1918	Westinghouse
2648	McFarlan	1919	8lx	Westinghouse
2619	Mercer	1914	"35"	Rushmore
2620	Mercer	1915	"22-70"	U. S. L.
2621	Mercer	1916	"22-72"	U. S. L.
2622	Mercer	1917-1918	U. S. L.
2623	Metz	1914	North East
2624	Metz	1915-16-17	"25"	Gray & Davis
2649	Metz	1919	25	Gray & Davis
2625	Michigan—Hearse	1917-18-19	Delco
2626	Mitchell	1913	Esterline
2627	Mitchell	1914	Remy
2628	Mitchell	1915	Remy
2629	Mitchell	1915-1916	"4"	Splitdorf-Apelco
2630	Mitchell	1916	Splitdorf-Apelco
2631	Mitchell	1916	"8"	Westinghouse
2632	Mitchell-Lewis	1917-1918	Splitdorf-Apelco
2633	Mollne-Knight	1914	First Series
2634	Mollne-Knight	1914-1915	MK 40	Wagner
2635	Mollne-Knight—12 volts.....	Second Series
2636	Mollne-Knight	1914-15-16	MK 40	Wagner
2637	Mollne	1915	MK 50	Wagner
2638	Mollne	1916	"MK 40"	Wagner
2639	Mollne-Knight	1917-18-19	"40"	Wagner
2650	Mollne Tractor.....	1919	G-MK50, C-MK40	Wagner
2651	Monitor	1919	Remy
2640	Monroe	1915	Dyneto
2641	Moon	1914	Autolite
2642	Moon—2 Button Switch.....	1918-1919	"42"	Delco
2643	Moon—4 Button Switch.....	1918-1919	6-66	Delco
2801	Nash	1918	6-66	Delco
2802	Nash	1918	671	Bijur
2803	National	1918-1919	681, 82, 83, 84	Delco
2804	National	1914-1915	Remy
2805	National	1916	"6"	Westinghouse
2806	National	1916	"12"	Westinghouse
2807	National	1918	"6"	Westinghouse
2808	National	1917	"12"	Bijur
2809	National	1918-1919	12cyl.	Bijur
2810	Nelson	1917-1918	U. S. L.
2811	New Era	1916	Allis-Chalmers
3001	Northeast—Single unit system used on power boats.....	"G"
3002	Oakland	1913	"35-42"	Deaco
3003	Oakland	1913	"42"—"6-60"	Delco
3004	Oakland	1914	"35-42"	Deaco
3005	Oakland	1914	"48-62-43"	Deaco
3006	Oakland	1915	Delco
3007	Oakland	1916	82	Remy
3008	Oakland	1916	"50"	Delco
3009	Oakland	1917	32B-34	Delco
3010	Oakland	1918-1919	34B	Remy
3011	Old Hickory Trucks—Dixie Cars to No. 2200.....	1916-17-18	Dyneto
3012	Oldsmobile	1913	"53"	Delco
3013	Oldsmobile	1915	"42"	Delco
3014	Oldsmobile	1916	"4-43"	Delco
3015	Oldsmobile	1916	"8-44"	Delco
3016	Oldsmobile	1917-1918	37	Delco
3017	Oldsmobile	1918	37	Remy
3018	Overland	1918-1919	45 & 45A	Delco
3019	Overland	1913	"69" "71"	U. S. L.
3020	Overland	1913	"69" "71"	Autolite
		1914	"79"	Gray & Davis

LIST OF WIRING DIAGRAMS IN STOCK—Continued

Drawing Number	Name of Car	Year	Model	System
3021	Overland	1915	"80-82"	Autolite
3022	Overland	1915	"82"	Autolite
3023	Overland	1916	"81"	Autolite
3024	Overland	1916	"83"	Autolite
3025	Overland—First 5000 cars...	1916-1917	"75"	Autolite
3026	Overland—4 cyl.....	1917	83DE	Autolite
3027	Overland—4 cyl.....	1917	85-4 SN, C, T, R	Autolite
3028	Overland—6 cyl.....	1917	85-R, Sn, T, C	Autolite
3029	Overland—4 cyl.....	1917	88T, SN, Lim	Autolite
3030	Overland—8 cyl.....	1917	88T, SN	Autolite
3031	Overland—6 cyl.....	1917	89CLR, T, 86B	Autolite
3032	Overland—4 cyl.....	1917	90R, OEX, T, PLD	Autolite
3033	Overland—4 cyl.....	1918	88-4-SN	Autolite
3034	Overland—6 cyl.....	1918	89	Autolite
3035	Overland—4 cyl.....	1918	90	Autolite
3201	Packard	1912	Bijur
3202	Packard	1913	"48"	Bijur
3203	Packard	1914	"138"	Delco
3235	Packard	1913-1914	"138"	Delco
3204	Packard	1915	"6"	Bijur
3205	Packard	1916	"12"	Bijur
3206	Packard	1917	2-25, 2-35	Bijur
3207	Packard	1918-1919	325, 335	Bijur
3208	Packard—Body Wiring.....	1918-1919	325, 335	Bijur
3209	Packard—Body Wiring.....	1918-1919	325, 335	Bijur
3210	Packard—Body Wiring.....	1918-1919	325, 335	Bijur
3211	Paige-Detroit, "Little Six".....	Gray & Davis
3212	Paige	1918	39	Gray & Davis
3213	Paige-Detroit	1917	6-38	Gray & Davis
3236	Paige, without side lamps....	1913-1914	25	Disco
3237	Paige, with side lamps.....	1913-1914	25	Disco
3214	Paige	1918-1919	39	Gray & Davis
3238	Paige	1919	6-55	Remy
3240	Panhard Truck	1919	A-B	Autolite
3215	Partin-Palmer	1915	Allis-Chalmers
3216	Partin-Palmer	1917	32	Disco
3217	Paterson	1914	"32-33"	Delco
3218	Paterson	1915	"6"	Delco
3219	Pathfinder	1914	Deaco
3220	Pathfinder	1915	Westinghouse
3239	Pathfinder	1916	Westinghouse
3221	Peerless	1916	"8"	Gray & Davis
3222	Peerless	1917	56	Gray & Davis
3223	Peerless	1918-1919	56	Autolite
3224	Phlanna	1918	Ward Leonard
3225	Pierce Arrow.....	1913	48-B	Westinghouse
3226	Pierce Arrow.....	1914	48-B2	Westinghouse
3227	Pierce Arrow.....	1915	48-B3	Westinghouse
3228	Pierce Arrow.....	1915	Westinghouse
3229	Pierce Arrow.....	1916-17-18-19	All Cars	Westinghouse
3241	Pierce-Arrow—Truck	1919	2 Ton	Westinghouse
3230	Premier	1914	Remy
3231	Premier	1915	Model "M" Generator	Remy
3232	Premier	1915	Model "MJ" Generator	Remy
3244	Premier	1918-1919	6C & 6B	Delco
3242	Pullman	1913	4-36, 44, 55, 6-66	Westinghouse
3243	Pullman	1915	"4-24"	Splitdorf
3233	Pullman	1916	Splitdorf-Apelco
3234	Pullman	1917	"4-24"	Splitdorf-Apelco
3601	Regal	1915	E	Dyneto
3602	Regal	1915	RR, R, RD, D	Rushmore
3603	Regal	1915	"4"	Dyneto
3604	Regal	1915-1916	"4" and "8"	Dyneto
3605	Regal	1917	5	Helnze
3606	Regal	1918	J	Autolite
3623	Remy Tractor Equipment...	Remy
3607	Renault	S. E. V.
3608	Reo	1914	Remy
3609	Reo	1915	Remy
3610	Reo	1915	Remy
3611	Reo	1916	"4" "6"	Remy
3612	Reo	1917-18-19	4 & 6, M&N	Remy
3613	Reo	1918-1919	T & U	Remy
3624	Reo Truck	1916	11000 to 12789	Remy
3614	Republic Motor Truck.....	Westinghouse
3615	Republic Motor Truck.....	Remy
3625	Riker Truck (with headlights)	3 & 4 Ton	Westinghouse
3626	Riker Truck (with search-light)	3 & 4 Ton	Westinghouse
3627	Roamer	1916	Gray & Davis
3628	Roamer	1916	No. 3 Cont. Mag. Ign.	Gray & Davis
3616	Roamer	1917	Bijur
3617	Roamer—Cars 14005 to 15736.	1917	RA, RAC	Bijur
3618	Roamer—Cars 15737 and up..	1918-1919	"D-4-75," "C-6-54"	Bijur
3619	Rockfalls Hearse.....	No. 7	Westinghouse
3620	Ross	1916	"8"	Detroit, W. L.
3621	Ross	1917	8	Robbins & Meyers

LIST OF WIRING DIAGRAMS IN STOCK—Continued

Drawing Number	Name of Car	Year	Model	System
1622	Russell	1915	"32" "48"	Bljur
1801	Saxon "Four"	1915	Detroit
1802	Saxon	1915-1916	"6"	Gray & Davis
1803	Saxon	1916-1917	4	Wagner
1804	Saxon	1916-1917	6	Detroit
1805	Saxon	1916-17-18-19	Wagner
1806	Sayers & Scoville, 6 cyl.	1917-18-19	6cyl.	Delco
1807	Scripps Booth Cars above 1101	Bljur
1808	Scripps-Booth	1915-1916	Bljur
1809	Scripps-Booth	1916-1917	"4" "8"	Wagner
1810	Scripps-Booth	1918	"6-39" "40"	Remy
1841	Seneca	1919	D, & H	AllisChalmers
1811	Service Fire Truck	Westinghouse
1812	Service Truck, all models	1915	Westinghouse
1813	Service Truck	1917-18-19	Westinghouse
1814	Simplex, cars 2440 and up	Bosch-Rushmore
1815	Simplex	1914-1915	"38" "50"	Rushmore
1816	Simplex	1915	Series "E"	Rushmore
1817	Simplex	5	Rushmore
1818	Sphinx	1916	Spittdorf-Apelco
1819	Standard—Touring & Limousine	1915	"6"	Westinghouse
2820	Standard	1917	E	Westinghouse
2821	Standard	1917	"E"	Spittdorf-Apelco
2842	Standard	1919	8	Westinghouse
2822	Stanley Steam Car	Spittdorf-Apelco
2823	Stearns	1913	"6"	Gray & Davis
2824	Stearns	1914-1915	Gray & Davis
2825	Stearns	1914-1915	"4"	Gray & Davis
2826	Stearns—Knight Four	1917	Series 32	Westinghouse
2827	Stearns—Knight Eight	1917	Series 32	Westinghouse
2828	Stephen	1917	60, 65	Autolite
2829	Stephens Salient Six	1918-1919	70 & 75	Delco
2830	Stevens-Duryea, External	"D"	Delco
2831	Stevens-Duryea, Internal	"D"	Delco
2832	Stewart Tourist	1917	Westinghouse
2833	Studebaker	1913	Wagner
2834	Studebaker	1913	"35" "EG"	Wagner
2835	Studebaker	1914	Wagner
2836	Studebaker	1914	Wagner
2837	Studebaker	1915	Wagner
2838	Studebaker	1916-17-18	Wagner
2839	Stutz	1915	Remy
2840	Stutz	1918-1919	Remy
4001	Thomas	1916	Leece-Neville
4401	Vellie	1914-1915	Gray & Davis
4402	Vellie	1915	Gray & Davis
4403	Vellie	1916	"22"	Remy
4404	Vellie	1917	27	Remy
4405	Vellie	1917	28	Remy
4406	Vellie	1918-1919	38 & 39	Remy
4619	Westcott	1913	"4-40"	Jesco
4620	Westcott	1914	"0-30"	Jesco
4601	Westcott	1915	"U 50" "O 35"	Delco
4602	Westcott	1917-18-19	17 & 18	Delco
4603	White—Ventilator Control	1914	Entz
4604	White—Steering column control	1914	Entz
4605	White	1915	Entz
4606	White	1916	Entz
4607	White	1917-1918	Leece-Neville
4608	Willys-Knight	1915	U. S. L.
4609	Willys-Knight	1916	Autolite
4610	Willys-Knight	1916	"84"	Autolite
4611	Winton, Early part of 20 Season	20	Gray & Davis
4612	Winton, Latter part of 20 Season	20	Gray & Davis
4613	Winton, with grounded starter switch	21	Gray & Davis
4614	Winton, with insulated starter switch	21	Gray & Davis
4615	Winton	21	Bljur
4616	Winton	1915	21	Gray & Davis
4617	Winton	"21A"	Bljur
4618	Winton	1916-17-18-19	22	Bljur
4621	Winton	1916-17-18-19	22A	Bljur
4622	Winton—Body Wiring for limousine	1916-17-18-19	22 & 22A	Bljur



YD 07533

TL
272

A47

405384

Engineering
Library

American

UNIVERSITY OF CALIFORNIA LIBRARY

